

PW050107-21

CITY OF RAPID CITY

DEPARTMENT OF PARKS AND RECREATION
125 WATERLOO STREET
RAPID CITY, SOUTH DAKOTA 57701

Jerry W. Cole,
Director
(605) 394-5225

April 18, 2007

Jeri Taton
Administrative
Assistant
(605) 394-5225

Legal & Finance Committee Members

Jerry Cole, Director
Department of Parks & Recreation

Rapid City Playgrounds 2012 Project

Lon Van Deusen,
Parks & Cemetery
Manager
(605) 394-4175

The Department of Parks and Recreation has been working on the Rapid City Playgrounds Project which was approved through the Vision 2012 Program. According to the 2012 Spreadsheet, \$300,000 in funding was made available for this project in 2006. The City entered into a contract with Wyss Associates, Inc. to prepare the design for Scott Mallow and College parks, as well as the required bid specification documents.

Doug Lowe,
Recreation Manager
(605) 394-4168

The attached bid specs have been prepared and are ready to submit to the public. The documents have been reviewed by the City Attorney's Office for legal content.

James (JJ) Walraven
Golf Superintendent
(605) 394-4199

At this time we are requesting that you authorize staff to advertise for bids for the following projects:

Duncan Olney
Aquatics Manager
(605) 394-4168

- Rapid City Playgrounds – Scott Mallow Park
- Rapid City Playgrounds – College Park

Funding is available through the Vision 2012 Fund. If you have any questions, please don't hesitate to contact me.

ADVERTISING AUTHORITY

PW050107.21

This form must be completed and approved by the City Finance Office prior to presenting items to the City Council and/or Committees of the City Council. This covers all items which require formal bids, currently anything over \$25,000 (except emergency and repair costs)

I. PROJECT ID NO.: PR07-1653.2
 II. PROJECT NAME: Rapid City Playgrounds - College Park
 III. Project/Item(s) Description: Renovation of playground equipment in College Park

IV. BID LETTING DATE: _____
 V. (If applicable) Grant No.: _____
 Funding Source: 2012 & CIP Funds
 Estimated Completion Date: _____
 Estimated Grant Receipt Date: _____

VI. ESTIMATED COST OF PROJECT/ITEM(S) \$ _____

VII. BASIS OF PAYMENT Assessed Non-Assessed
 Single Payment Partial Payment

VIII. DISBURSEMENT SCHEDULE

Date	Amount	Amount	Amount	Amount	Amount
	\$	\$	\$	\$	\$
	\$	\$	\$	\$	\$
	\$	\$	\$	\$	\$
	\$	\$	\$	\$	\$
	\$	\$	\$	\$	\$
	\$	\$	\$	\$	\$
	\$	\$	\$	\$	\$
	\$	\$	\$	\$	\$
	\$	\$	\$	\$	\$
	\$	\$	\$	\$	\$
	\$	\$	\$	\$	\$
	\$	\$	\$	\$	\$
	\$	\$	\$	\$	\$
Total	\$	\$	\$	\$	\$

IX. APPROPRIATION DATA

Fund 0107- \$100,000 0505 - \$34,000
 Department 125 8912
 Line Item 4372 4372

X. DEPARTMENT/DIVISION:

Project Manager: _____ Date _____

_____ Date _____

DEPARTMENT/DIVISION MANAGER Signature

_____ Date _____

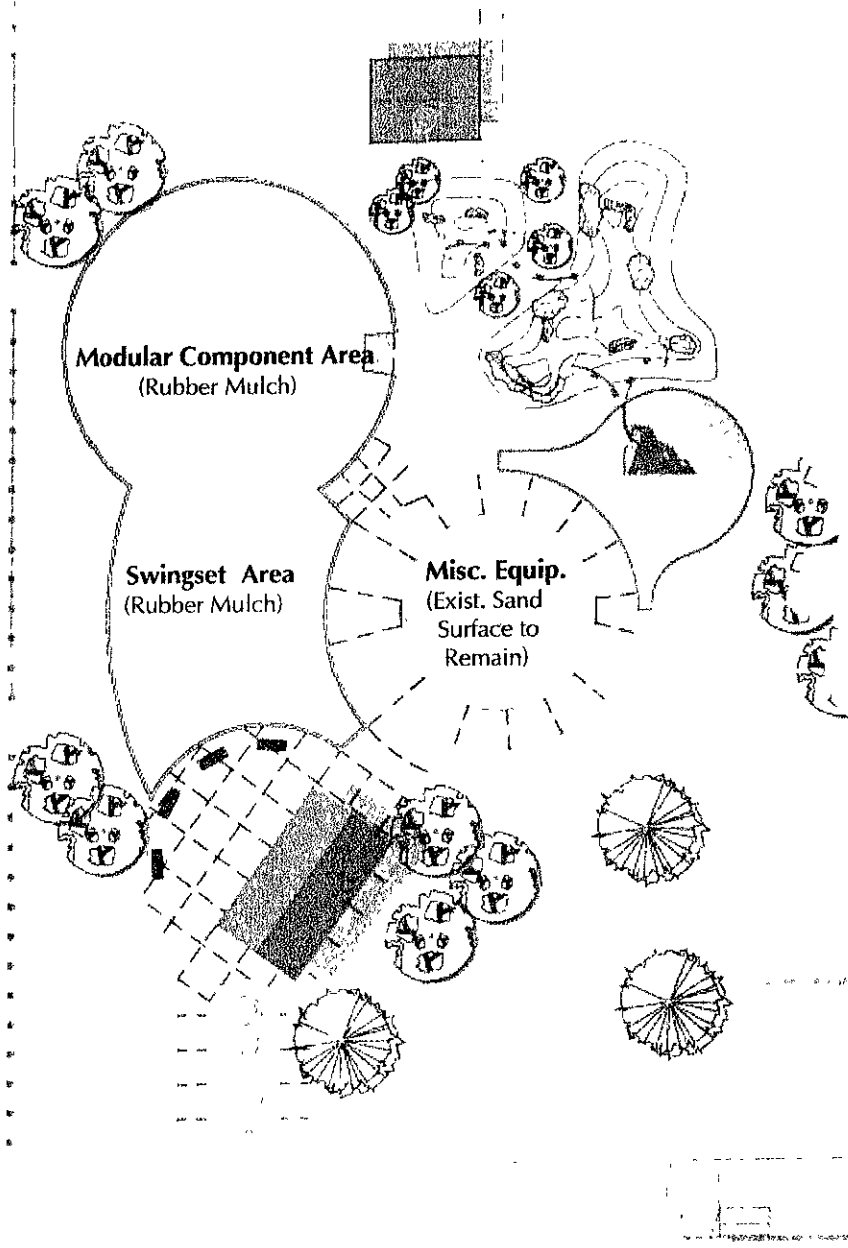
PARKS & RECREATION DIRECTOR Signature

FINANCE OFFICE USE ONLY			Approved		Copy	
Appropriation Cash Flow	Date	Initial	Yes	No	Investment Desk Public Works Engineering Project Manager	

Bid Specification for:

Rapid City Playgrounds College Park

Rapid City, South Dakota




April 5, 2007



**Wyss
Associates, Inc.**

728 Sixth Street
Rapid City, SD 57701



CITY OF RAPID CITY


DEPARTMENT OF PARKS AND RECREATION
125 WATERLOO STREET
RAPID CITY, SOUTH DAKOTA 57701

Jerry W. Cole,
Director
(605) 394-5225

Date: May 8, 2007

Jeri Taton
Administrative
Assistant
(605) 394-5225

To: Prospective Bidders
Rapid City Playgrounds Project

From: Jerry Cole, Director 
Department of Parks & Recreation

Subject: Playground Equipment Project

Lon Van Deusen,
Parks & Cemetery
Manager
(605) 394-4175

The Rapid City Playground Project in **College Park** is a renovation project with a total budget of \$134,000. This funding must cover the following items:

Doug Lowe,
Recreation Manager
(605) 394-4168

- Site Preparation
- Equipment
- Surfacing
- On-site Supervision

James (JJ) Walraven
Golf Superintendent
(605) 394-4199

It is anticipated that community groups and volunteers will be utilized to put the playground equipment together. An on-site supervisor must be available from the successful bidder to oversee this portion of the project, and this should be taken into account when bidding on this project.

Duncan Olney
Aquatics Manager
(605) 394-4168

We look forward to proceeding with this project. If you have any questions, please don't hesitate to contact me.

BID SPECIFICATION
FOR
College Park

Rapid City, South Dakota

Wyss Associates' Project No. -- 06303

Owner	City of Rapid City Department of Parks & Recreation 300 Sixth Street Rapid City, South Dakota 57701
Landscape Architects	Wyss Associates, Inc. 728 Sixth Street Rapid City, SD 57701-3670 Ph. 605-348-2268 Fax 605-348-6506

PRELIMINARY

I hereby certify that these plans and specifications have been prepared by me or under my direct supervision and that I am a duly registered Landscape Architect under the laws of South Dakota.

Bid Form

Bidder: _____

Bid Proposal

To: Jerry Cole, Director
Rapid City Parks and Recreation Dept.
125 Waterloo Street
Rapid City, SD 57701

The undersigned, having carefully examined the Specifications, and all Addenda thereto prepared by Wyss Associates, Inc. for the construction of College Park Playground Areas in Rapid City, SD and having carefully examined the site of work and become familiar with all local conditions affecting the cost thereof and being familiarized with federal, state and local laws, ordinances, rules and regulations affecting performance of the work, do hereby propose to furnish all labor, mechanics, superintendent, tools, material, equipment, and all utilities and transportation services necessary to perform and complete said work and work incidental thereto, in a workmanlike manner, as described in Specifications, and other Contract Documents including Addenda No(s) issued thereto, for the prices herein stated.

The Contractor shall submit with their bids a certificate of insurance indicating proof of liability coverage of no less than \$1 million.

The undersigned further certifies to have personally inspected the actual location of the work, together with the local sources of supply and understands the conditions under which the work is to be performed, or that if not so inspected the site and conditions of the work, waives all right to plead any misunderstanding regarding the work required or conditions peculiar to the same.

Bidders are required to submit bids on all Base Bid, Alternate Bid and Unit Price Items listed on the Bid Form. The City of Rapid City reserves the right to award the construction contract with the sum of the base bid and any combination of alternates that are to the best advantage for the City of Rapid City.

Bidder acknowledges receipt of Addendum No(s) _____, _____, _____, _____.
(Bidders shall list Addenda number received.)

The following is the itemized Bid Schedule:

Bid Form

Bidder: _____

Base Bid Schedule

<u>Item No.</u>	<u>Description</u>	<u>Quantity</u>	<u>Amount</u>
1.	One (1) Modular Component System	Lump Sum	\$ _____
2.	One (1) To-Fro Swing (<i>Accommodating: two (2) belt seats and two (2) enclosed tot seats</i>)	Lump Sum	\$ _____
3.	Four (4) Excavators	Lump Sum	\$ _____
4.	Two (2) Spring Rockers	Lump Sum	\$ _____
5.	Twelve (12) Stationary Stepping Forms	Lump Sum	\$ _____
6.	Rubber Mulch Material	Lump Sum	\$ _____

Total Base Bid:

_____ Dollars
(write out total dollar amount)

The above items are all bid on a Lump Sum basis.

Payment for the items listed above shall be considered full and final payment for all work shown on the drawings and required by the specifications. Any work items, required to complete the project as required by the contract documents, which are not specifically identified above shall be considered subsidiary to other items for which payment is provided and no separate payment will be made therefore.

Bid Form

Bidder: _____

Bidders propose to provide all materials and workmanship for the following Alternate Bid Items:

Alternates

<u>Item No.</u>	<u>Description</u>	<u>Add / Deduct</u>	<u>Price</u> All items must be completed
1.	Supervision of Manufacturer's Representative	Add/Delete (circle which) Lump Sum	\$ _____
2.	Sitework and Curb Installation	Add Lump Sum	\$ _____
3.	One (1) Boulder, Sitework and Curb Installation (<i>Accommodating Boulder</i>)	Add Lump Sum	\$ _____

Bid Form

Bidder: _____

The undersigned submits the following equipment list as required.

Equipment List for Base Bid and Alternates

<u>Item No.</u>	<u>Name and Model # or Type</u>	<u>Units</u>	<u>Unit Price</u>
1.	Modular Component System	EA	\$ _____
2.	To-Fro Swing	EA	\$ _____
3.	Excavators	EA	\$ _____
4.	Spring Rockers	EA	\$ _____
5.	Stationary Stepping Forms	EA	\$ _____
6.	Boulder Unit	EA	\$ _____
7.	Rubber Mulch Material	SF	\$ _____

<u>Item No.</u>	<u>Description, Supply and Install</u>	<u>Units</u>	<u>Unit Price</u>
1.	Supervision of Manufacturer's Representative	LS	\$ _____
2.	Site Clearing	SF	\$ _____
3.	Site Surface and Subgrade Drainage	SF	\$ _____
4.	Fabric and Rubber Mulch Placement	SF	\$ _____
5.	Furnish and Install Concrete Curbing	LF	\$ _____
6.	Furnish and Install Three (3) Concrete Pads	EA	\$ _____

signature

date

printed name

title

Company: _____

Address: _____

Phone: _____

Fax: _____

E-mail (if available) _____

Seal
if
Corporation

'COMMUNITY INSTALLED' PLAY FIELD EQUIPMENT AND STRUCTURES

PART 1 - GENERAL

1.1 SCOPE OF WORK

- A. The City of Rapid City Parks and Recreation is soliciting proposals for the design and installation of playgrounds of varied sizes located in College Park. It is the desire of the City of Rapid City to provide playgrounds that are unique, eye catching, aesthetically pleasing and safe for children.
- B. The proposer will be required to provide sufficient documentation to define the items being provided within the scope of work. Such documentation may include but it is not limited to, vendor catalog sheets, general data sheets, drawings with footing locations or specification and warranty information.
- C. The cost of playground equipment should encompass all materials including safety surface for the playground. An Alternate Bid price is requested to supply and install additional safety surface and concrete border at the Boulder Unit area.

1.2 SITE SPECIFIC DETAILS

- A. This playground has a target budget of one-hundred and thirty-four thousand dollars (\$134,000.00). This playground will include three distinct play areas. The Sand Play Area will be designated for age's two (2) through five (5); The Modular Play System Area will be designated for age's five (5) through twelve (12); and the Swingset Area. Safety surfacing is to be included with both the Modular Play system Area and the Swingset Area. Plastic components for these playground designs should be kept to a minimum.
- B. The Sand Play Area (ages 2-5) will be contained in a 40' diameter area, re-using the existing sand surfacing.
- C. The Modular Play System Area (ages 5-12) will be contained in a 68' diameter area.
- D. The Swingset Area will be contained in a 45' x 42' area.
- E. Existing Equipment:
 - 1. The City of Rapid City will remove all existing playground equipment.
- F. Permits:
 - 1. If applicable, the City of Rapid City shall be responsible for acquiring any and all construction related permits.

G. The Base Bid items shall encompass playground equipment materials and shredded rubber mulch safety surfacing material complying with or exceeding ASTM F 1487 and CPSC No. 325, and delivery costs.

1. One (1) Modular Component System with tamper proof hardware, allowing maximum coverage of a 68' diameter area.

Examples that meet specification of Modular Component System:

- a) *GameTime: One (1) Powerscape Series Play Paradise #G85159 Galvanized Uprights.*
- b) *Landscape Structures Inc.; One (1) Playbooster Series Idea Structure #2604.*
- c) *Miracle Recreation Equipment Co., a division of PlayPower, Inc.; One (1) Kid's Choice Series No 714-S059 (Removing the Horseshoe climber to allow adequate Protective Area).*

2. One (1) 5" O.D. galvanized steel with powder coat finish, To-Fro Swing with two (2) belt seats in one bay, and two (2) enclosed tot seats in the other bay.

Examples that meet specification of To-Fro Swing:

- a) *GameTime; One (1) PowerScape Series Swing #10847, and one (1) PowerScape Series Add-A-Bay #10848.*
- b) *Landscape Structures Inc.; One (1) Arch Belt Swing, Double Bay #10050a/#111579A. (Replacing two (2) belt seats with two (2) enclosed tot seats.)*
Miracle Recreation Equipment Co., a division of PlayPower, Inc.; One (1) 5" O.D. Arch Swing #714-852-4S. (Replacing two (2) belt seats with two (2) enclosed tot seats.)

3. Four (4) Excavators, minimum of two (2) to be ADA compliant.

Examples that meet specification of Excavators:

- a) *GameTime: Two (2) Discovery Events Series Backhoe Digger #6199; Two (2) Discovery Events Series Accessible Backhoe Digger #9899.*
- b) *Landscape Structures Inc.; Two (2) Independent Play Series SuperScoop #123831A; Two (2) Independent Play Series Wheelchair-Accessible Surface Mount SuperScoop #123832A.*
- c) *Miracle Recreation Equipment Co., a division of PlayPower, Inc.; Four (4) Accessories Series ADA X-Cavator #446A.*

4. Two (2) cast aluminum Spring Rockers, for ages 2 through 5.

Examples that meet specification of Spring Rockers:

- a) *GameTime: Two (2) Cars & Whirls Events Series Jumbo Flyer #6064.*
- b) *Landscape Structures Inc.; Two (2) Independent Play Series TuffRiders Turtle #1000014A.*
- c) *Miracle Recreation Equipment Co., a division of PlayPower, Inc.; Two (2) Spring Riders & Panels Series Luck the Lady Bug # 960.*

5. Twelve (12) Stationary Stepping Forms, installed at a 20" maximum height for ages 2 through 5.

Examples that meet specification of Stationary Stepping Forms:

- a) *GameTime: Twelve (12) XtremePlay Series Mini Pod Toadstool #6141.*
- b) *Miracle Recreation Equipment Co., a division of PlayPower, Inc.; Twelve (12) Accessories Series Hopping Mad #593-136.*

6. Shredded rubber mulch material (approximately 5,750 square feet surface area); and delivery costs accompanied with test data from the supplier. Data to be supplied to Landscape Architect showing the critical height of the material when it was tested in accordance with ASTM F1292 and ASTM F1951, and also pass the D-2859 flammability rating.

H. The Alternate Bid items shall be as listed:

1. The supervision of manufacturer's representative to provide guidance as necessary to ensure proper equipment installation methods.
2. Site clearing, earthwork, site surface and subgrade drainage, fabric and shredded rubber mulch placement (approximately 5,750 square feet surface area); Furnish and install approximately 355 linear feet of concrete curbing: 8" wide x 1' deep, providing one (1) concrete platform wheelchair accessibility location at Modular Playsystem Area; and two (2) concrete pads for excavator accessibility locations at the Existing Sand Play Area.
3. One (1) Boulder Climbing Unit allowing maximum coverage of a 26'x31' area. Site clearing, earthwork, site surface and subgrade drainage, fabric and shredded rubber mulch placement (approximately 1,075 square feet surface area); furnish and install approximately 155 linear feet of concrete curbing: 8" wide x 1' deep. Shredded rubber mulch material and delivery costs (approximately 1,110 square feet surface area), accompanied with test data from the supplier. Data to be supplied to Landscape Architect showing the critical height of the material when it was tested in accordance with ASTM F1292 and ASTM F1951, and also pass the D-2859 flammability rating.

Examples that meet specification of Boulder Climbing Unit:

- a) *GameTime: (Rock Craft Designs); One (1) Cerro Torre Climbing Sculpture*
- b) *Landscape Structures Inc.; One (1) Independent Play Series The Rock*
- c) *Miracle Recreation Equipment Co., a division of PlayPower, Inc.; One (1) Kidrox Climbers Series Kidrox Mt. Kilimanjaro*

1.3 RELATED DOCUMENTS

- A. Successful bidder will be provided standard City of Rapid City purchase order documents and/or contract.

1.4 DEFINITIONS

- A. **Fall Height:** According to ASTM F 1487, "the vertical distance between a designated play surface and the protective surfacing beneath it."
- B. **HDPE:** High-density polyethylene.
- C. **IPEMA:** International Play Equipment Manufacturers Association.

- D. LLDPE: Linear low-density polyethylene.
- E. MDPE: Medium-density polyethylene.
- F. Use Zone: According to ASTM F 1487, "the area beneath and immediately adjacent to a play structure that is designated for unrestricted circulation around the equipment and on whose surface it is predicted that a user would land when falling from or exiting the equipment."

1.5 SUBMITTALS

- A. Shop Drawings: Show fabrication and installation details for playground equipment, structures and concrete footing design, connections and locations by manufacturer.
- B. Coordination Drawings: Plans, drawn to scale, on which the following items are shown and coordinated with each other, based on input from installers of the items involved:
 - 1. Extent of surface systems and equipment locations.
 - 2. Critical heights for playground surface, or fall heights for equipment.
- C. Samples for Initial Selection: For each type of playground equipment and structure indicated.
 - 1. Manufacturer's color charts.
- D. Material Certificates: For the following items, signed by manufacturers:
 - 1. Shop finishes.
- E. Field quality-control test reports.
- F. Product Test Reports: Based on evaluation of comprehensive tests performed by manufacturer and witnessed by a qualified testing agency, for playground equipment.
- G. Maintenance Data: For playground equipment and finishes to include in maintenance manuals.
- H. Warranty: Special warranty specified in this Section.

1.6 QUALITY ASSURANCE

- A. All equipment and installation must, as a minimum, meet the following standards:
 - 1. ADA - Americans with Disabilities Act
 - 2. ASTM - The American Society of Testing Materials

3. IPEMA - The International Playground Equipment Manufacturers Association
- B. Manufacturer shall be ISO 9001 certified and the designer and factory-certified installer shall be certified by the National Playground Safety Institute.

PART 2 - PRODUCTS

2.1 MANUFACTURERS

- A. In other Part 2 articles where titles below introduce lists, the following requirements apply to product selection:
1. Products: Subject to compliance with requirements, provide one of the products specified.

2.2 MATERIALS

- A. Wood: No wood products will be accepted.
- B. Borders: No plastic borders will be accepted.

2.3 PLAYGROUND EQUIPMENT FABRICATION

- A. Assemble items in the shop to greatest extent possible to minimize field splicing and assembly. Disassemble units only as necessary for shipping and handling limitations. Clearly mark units for reassembly and coordinated installation. Use connections that maintain structural value of joined pieces.
- B. Metal Frame: Fabricate main-frame upright support posts from metal pipe or tubing with cross-section profile and dimensions as indicated. Form metal to required shapes and sizes, true to line and level with true curves and accurate angles and surfaces. Finish exposed surfaces to smooth, sharp, well-defined lines and arris.
1. Fabricate secondary frame members, bracing, and connections from either steel or aluminum. Unless otherwise indicated, provide each pipe or tubing main-frame member with manufacturer's standard drainable bottom plate or support flange.
 2. Provide weep holes where water may accumulate.
 3. Provide necessary rebates, lugs, and brackets to assemble units and to attach to other work. Cut, reinforce, drill, and tap to receive finish hardware, screws, and similar items, unless otherwise indicated.
- C. Diggers and Spring Units: Manufacturer's finish.
- D. Boulder Unit: Manufacturer's finish.

PART 3 - EXECUTION**3.1 EXAMINATION**

- A. Owner's representative to examine areas and conditions, with successful bidder's representative present, for compliance with requirements for site clearing, earthwork, site surface and subgrade drainage, and other conditions affecting performance.
- B. Preinstallation Conferences: Conduct a preinstallation conference at project site before equipment installation.
 1. Attendees: Owner and representatives of manufacturers and fabricators involved in or affected by the installation and its coordination or integration with other materials and installations that have preceded or will follow, shall attend the meeting. Advise Landscape Architect and City of Rapid City Parks Director, of scheduled meeting dates.
 2. Agenda: Review progress of other construction activities and preparations for the particular activity under consideration, including requirements for the following:
 - a. The Contract Documents.
 - b. Options.
 - c. Purchases.
 - d. Deliveries.
 - e. Submittals.
 - f. Preliminary Layout by Manufacturer.
 - g. Compatibility problems.
 - h. Time schedules.
 - i. Weather limitations.
 - j. Manufacturer's written recommendations.
 - k. Warranty requirements.
 - l. Compatibility of materials.
 - m. Acceptability of sub soils.
 - n. Temporary facilities and controls.
 - o. Space and access limitations.
 - p. Regulations of authorities having jurisdiction.
 - q. Testing and inspecting requirements.
 - r. Installation procedures.
 - s. Coordination with other work.
 - t. Required performance results.
 - u. Protection of adjacent work.
 - v. Protection of construction and personnel.
 3. Record significant conference discussions, agreements, and disagreements, including required corrective measures and actions.
 4. Reporting: Distribute minutes of the meeting to each party present and to parties who should have been present.

5. Do not proceed with installation if the conference cannot be successfully concluded. Initiate whatever actions are necessary to resolve impediments to performance of the Work and reconvene the conference at earliest feasible date.
6. Do not begin installation before final grading required for placing protective surfacing is completed, unless otherwise permitted by Landscape Architect.
7. Proceed with installation only after unsatisfactory conditions have been corrected.

3.2 PREPARATION

- A. Verify locations of playground perimeter and pathways. Verify that playground layout and equipment locations comply with requirements for each type and component of equipment.

3.3 FIELD QUALITY CONTROL

- A. Arrange for playground equipment manufacturer's technical personnel to inspect playground and playground equipment and components during installation and at final completion and to certify compliance with the following:
 1. ASTM F 1487.
 2. CPSC No. 325.
- B. Notify Owner 48 hours in advance of date and time of final inspection.

3.4 INSTALLATION REQUIREMENTS

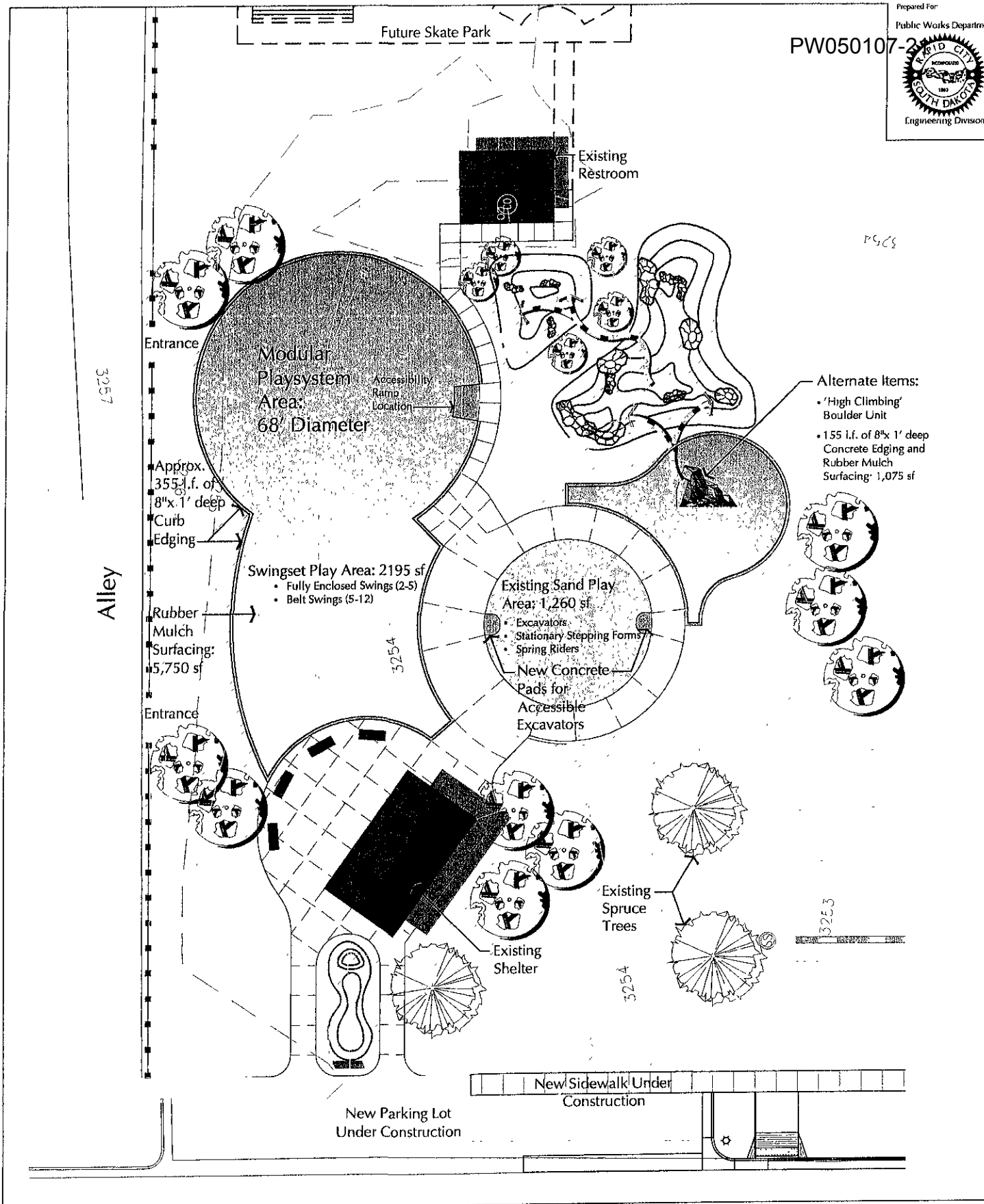
- A. This will be a community installed project but all play structures shall be instructed in strict accordance with the manufacturer's installation instructions and over seen by an installer authorized and certified by the manufacturer. All equipment shall be rigid, straight, plumb and level. All equipment shall be secured with manufacturer's fastening devices. No protrusions of any kind shall be allowed upon completion of installation.
- B. All concrete footings shall meet local code requirements with the top of the concrete footings a minimum of eight inches (8") below the top of the subgrade.
- C. Contractor shall be responsible for all costs associated with the immediate removal of all packing materials and cartons and legal disposal of such materials off-site.
- D. The site preparation contractor shall restore all areas disturbed as a result of the construction work to match original conditions. This shall include, but is not limited to, finish grading of impacted areas, restoration of ruts or stockpile areas and seeding. The contractor shall be responsible for damages to trees, shrubs, and their root systems and any plant of other material caused by the contractor's personnel, vehicles or equipments at the site.

- E. The playground contractor shall be responsible for maintaining site security throughout the installation. This shall include erection a temporary plastic safety fence or similar barrier around the area required for installation, including space of storage of materials and equipment. The contractor shall also be responsible for posting "No Trespassing" signs at all sites during installation.
- F. Manufacturer to provide general signage.

3.5 WARRANTY

- A. Special Warranty: Manufacturer's standard form in which manufacturer agrees to repair or replace components of playground equipment that fails in materials or workmanship within specified warranty period.
 - 1. Failures include, but are not limited to, the following:
 - a. Lifetime limited warranty on support posts.
 - b. 15 Year limited warranty on expanded metal decks, pipes, rail, loops and rungs.
 - c. 10 Year limited warranty on roto-molded polyethylene components.
 - d. Lifetime limited warranty on fastening systems and hardware.
 - e. 5 Year limited warranty on shredded rubber mulch safety surfacing.
 - 2. Warranty Period: Five years from date of Substantial Completion on all equipment mentioned above.
 - 3. Manufacturer must provide IPEMA certification of compliance for each component that the product conforms with to the requirements of ASTM F1487-95.
 - 4. The successful contractor shall provide color charts for all components for color selection.
 - 5. Proposers are asked to include in their proposals an itemized equipment list. The equipment list should include all equipment and safety surface material in the Base Bid. The proposal submittal form will include a line item for total equipment cost.

END OF SECTION



College Park

