

# CHANGE ORDER

AIA DOCUMENT G701

OWNER   
 ARCHITECT   
 CONTRACTOR   
 FIELD   
 OTHER

PW050107-04

PROJECT: Country Road Regional Lift Station  
 (name, address) City Project No. SS03-1255

CHANGE ORDER NUMBER: 2 (Two)

DATE: April 17, 2007

TO CONTRACTOR: R.C.S. Construction, Inc.  
 (name, address) 2400 Commerce Drive  
 P.O. Box 9337

ARCHITECT'S PROJECT NO:

CONTRACT DATE: October 19, 2006

CONTRACT FOR: General Contract

The Contract is changed as follows:

- Change work scope as defined in Request for Proposal (RFP) No.'s 8 through 9. See attached documents (Attachments 1 and 2).
- Install Owner-Furnished motor starter and temporary control system to facilitate interim pumping operations prior to installing permanent pump control system (Attachment 3).
- Credit for return of unused materials (Attached 4).
- Modify Article 4.1 of Special Bid Provisions in Section 4, Bidders Proposal, per the Attachment 5.

**Not valid until signed by the Owner, Architect and Contractor.**

The original (Contract Sum) (Guaranteed Maximum Price) was	\$ 1,125,000.00
Net change by previously authorized Change Orders	\$ 15,454.23
The (Contract Sum) (Guaranteed Maximum Price) prior to this Change Order was	\$ 1,140,454.23
The (Contract Sum) (Guaranteed Maximum Price) will be <u>(increased)</u> (decreased) (unchanged) by this Change Order in the amount of	\$ 808.42
The new (Contract Sum) (Guaranteed Maximum Price) including this Change Order will be	\$ 1,141,262.65

The Contract Time will be (increased) (decreased) (unchanged) by \_\_\_\_\_ ( ) days.  
 The date of Substantial Completion as of the date of this Change Order therefore is April 2, 2007 (Lift Station Operational)  
 June 3, 2007 (Balance of Contract Work)

NOTE: This summary does not reflect changes in the Contract Sum, Contract Time or Guaranteed Maximum Price which have been authorized by Construction Change Directive.

CETEC Engineering Services, Inc.	R.C.S. Construction, Inc.	City of Rapid City
ARCHITECT	CONTRACTOR	OWNER
Address _____	Address _____	Address _____
BY <u>[Signature]</u>	BY <u>[Signature]</u>	BY _____
DATE <u>4-19-07</u>	DATE <u>4-20-07</u>	DATE _____



**CAUTION: You should sign an original AIA document which has this caution printed in red. An original assures that changes will not be obscured as may occur when documents are reproduced.**

## Cost Breakdown for Change Order No. 2

Item	Description	Add	Deduct
1. (RFP 8)	Mallridge site driveway modifications (Attachment 1)	\$ 256.00	
2. (RFP 9)	Country Road site driveway modification (Attachment 2)	\$ 326.70	
3.	Install Owner-furnished motor starter and control system for interim pump operations at Country Road (Attachment 3)	\$ 632.50	
4.	Credit for return of unused materials resulting from changes described in Change Order No. 1 (Attachment 4)		\$ 406.78
5.	Modify work scope for Substantial Completion per Attachment 5	No Change	
Totals		\$ 1,215.20	\$ 406.78
<b>Net Change</b>		<b>+ \$ 808.42</b>	

## REQUEST FOR PROPOSAL NO. 8

Project Country Road Regional Lift Station  
City of Rapid City Project No. SS03-1255

Contractor R.C.S. Construction, Inc.  
2400 Commerce Drive  
P.O. Box 9337  
Rapid City, SD 57709-9337

Engineer: CETEC Engineering Services, Inc.  
1830 West Fulton Street  
P.O. Box 9014  
Rapid City, SD 57709-9014

Date March 13, 2007

TO CONTRACTOR.

Please submit an itemized breakdown for changes in contract amount and contract time resulting from the following proposed changes to the Contract Documents.

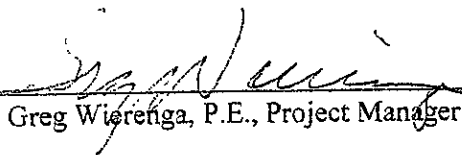
PROPOSED CHANGES:

Modify location, quantities of work, and grading for driveway at Mallridge site per attached drawing.

PLEASE SUBMIT COST BREAKDOWN IN TEN (10) DAYS OR LESS

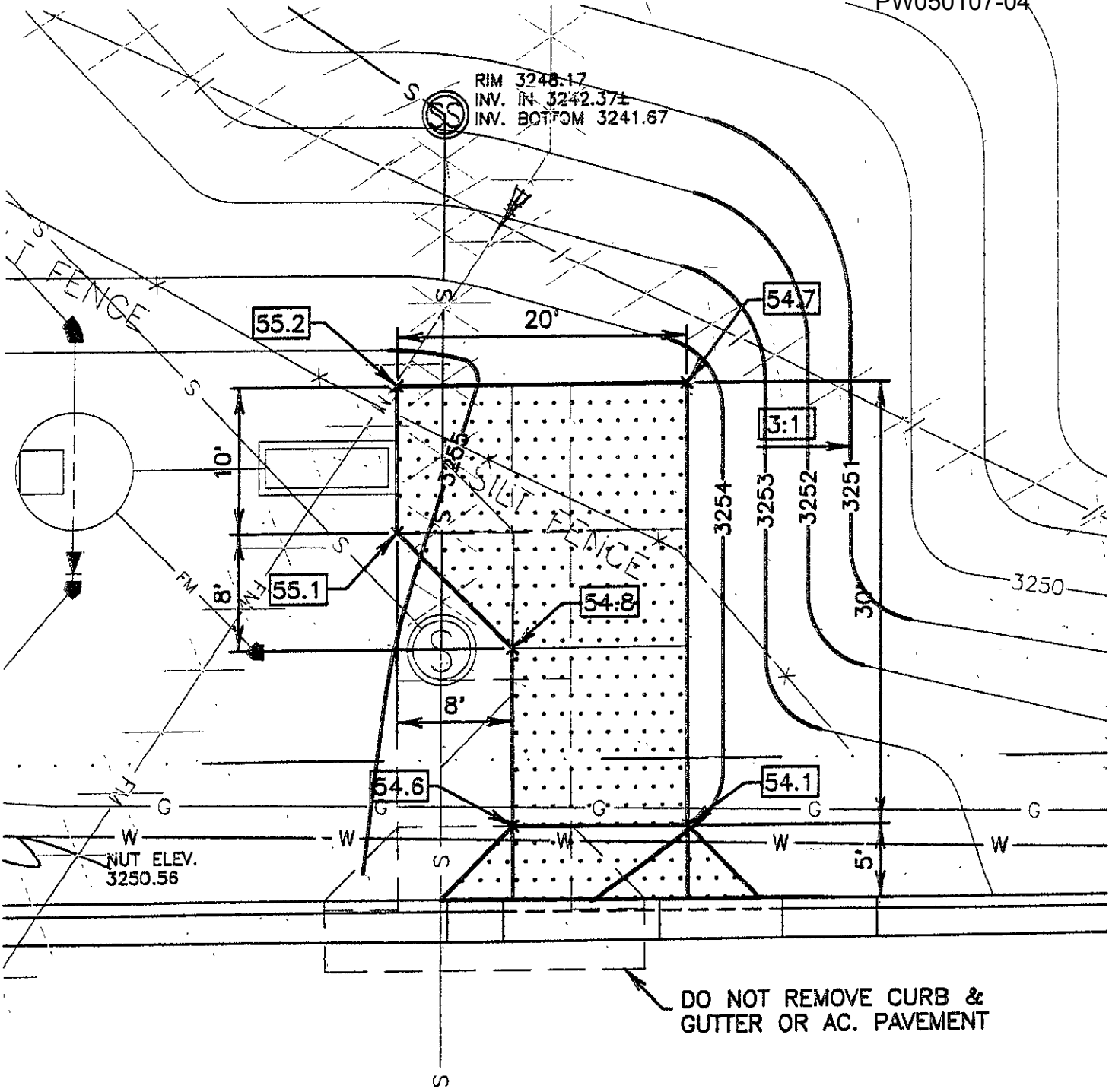
ISSUED BY:

CETEC Engineering Services, Inc.

  
Greg Wierenga, P.E., Project Manager

cc: City of Rapid City

RIM 3248.17  
 INV. IN. 3242.37±  
 INV. BOTTOM 3241.67



DO NOT REMOVE CURB &  
 GUTTER OR AC. PAVEMENT

QUANTITY CHANGES	
<b>ORIGINAL DRIVEWAY</b>	
REMOVE & REPLACE CURB & GUTTER:	22 LF.
REMOVE & REPLACE AC. PAVEMENT:	44 SF.
DRIVEWAY:	360 SF.
APPROACH PAVEMENT:	70 SF.
<b>NEW DRIVEWAY</b>	
DRIVEWAY:	472 SF.
APPROACH PAVEMENT:	70 SF.



1. ALL DIMENSIONS ARE TO FACE UNLESS OTHERWISE NOTED  
 2. ALL DIMENSIONS ARE TO FACE UNLESS OTHERWISE NOTED  
 3. ALL DIMENSIONS ARE TO FACE UNLESS OTHERWISE NOTED  
 4. ALL DIMENSIONS ARE TO FACE UNLESS OTHERWISE NOTED  
 5. ALL DIMENSIONS ARE TO FACE UNLESS OTHERWISE NOTED  
 6. ALL DIMENSIONS ARE TO FACE UNLESS OTHERWISE NOTED  
 7. ALL DIMENSIONS ARE TO FACE UNLESS OTHERWISE NOTED  
 8. ALL DIMENSIONS ARE TO FACE UNLESS OTHERWISE NOTED  
 9. ALL DIMENSIONS ARE TO FACE UNLESS OTHERWISE NOTED  
 10. ALL DIMENSIONS ARE TO FACE UNLESS OTHERWISE NOTED  
 11. ALL DIMENSIONS ARE TO FACE UNLESS OTHERWISE NOTED  
 12. ALL DIMENSIONS ARE TO FACE UNLESS OTHERWISE NOTED  
 13. ALL DIMENSIONS ARE TO FACE UNLESS OTHERWISE NOTED  
 14. ALL DIMENSIONS ARE TO FACE UNLESS OTHERWISE NOTED  
 15. ALL DIMENSIONS ARE TO FACE UNLESS OTHERWISE NOTED  
 16. ALL DIMENSIONS ARE TO FACE UNLESS OTHERWISE NOTED  
 17. ALL DIMENSIONS ARE TO FACE UNLESS OTHERWISE NOTED  
 18. ALL DIMENSIONS ARE TO FACE UNLESS OTHERWISE NOTED  
 19. ALL DIMENSIONS ARE TO FACE UNLESS OTHERWISE NOTED  
 20. ALL DIMENSIONS ARE TO FACE UNLESS OTHERWISE NOTED  
 21. ALL DIMENSIONS ARE TO FACE UNLESS OTHERWISE NOTED  
 22. ALL DIMENSIONS ARE TO FACE UNLESS OTHERWISE NOTED  
 23. ALL DIMENSIONS ARE TO FACE UNLESS OTHERWISE NOTED  
 24. ALL DIMENSIONS ARE TO FACE UNLESS OTHERWISE NOTED  
 25. ALL DIMENSIONS ARE TO FACE UNLESS OTHERWISE NOTED  
 26. ALL DIMENSIONS ARE TO FACE UNLESS OTHERWISE NOTED  
 27. ALL DIMENSIONS ARE TO FACE UNLESS OTHERWISE NOTED  
 28. ALL DIMENSIONS ARE TO FACE UNLESS OTHERWISE NOTED  
 29. ALL DIMENSIONS ARE TO FACE UNLESS OTHERWISE NOTED  
 30. ALL DIMENSIONS ARE TO FACE UNLESS OTHERWISE NOTED  
 31. ALL DIMENSIONS ARE TO FACE UNLESS OTHERWISE NOTED  
 32. ALL DIMENSIONS ARE TO FACE UNLESS OTHERWISE NOTED  
 33. ALL DIMENSIONS ARE TO FACE UNLESS OTHERWISE NOTED  
 34. ALL DIMENSIONS ARE TO FACE UNLESS OTHERWISE NOTED  
 35. ALL DIMENSIONS ARE TO FACE UNLESS OTHERWISE NOTED  
 36. ALL DIMENSIONS ARE TO FACE UNLESS OTHERWISE NOTED  
 37. ALL DIMENSIONS ARE TO FACE UNLESS OTHERWISE NOTED  
 38. ALL DIMENSIONS ARE TO FACE UNLESS OTHERWISE NOTED  
 39. ALL DIMENSIONS ARE TO FACE UNLESS OTHERWISE NOTED  
 40. ALL DIMENSIONS ARE TO FACE UNLESS OTHERWISE NOTED  
 41. ALL DIMENSIONS ARE TO FACE UNLESS OTHERWISE NOTED  
 42. ALL DIMENSIONS ARE TO FACE UNLESS OTHERWISE NOTED  
 43. ALL DIMENSIONS ARE TO FACE UNLESS OTHERWISE NOTED  
 44. ALL DIMENSIONS ARE TO FACE UNLESS OTHERWISE NOTED  
 45. ALL DIMENSIONS ARE TO FACE UNLESS OTHERWISE NOTED  
 46. ALL DIMENSIONS ARE TO FACE UNLESS OTHERWISE NOTED  
 47. ALL DIMENSIONS ARE TO FACE UNLESS OTHERWISE NOTED  
 48. ALL DIMENSIONS ARE TO FACE UNLESS OTHERWISE NOTED  
 49. ALL DIMENSIONS ARE TO FACE UNLESS OTHERWISE NOTED  
 50. ALL DIMENSIONS ARE TO FACE UNLESS OTHERWISE NOTED  
 51. ALL DIMENSIONS ARE TO FACE UNLESS OTHERWISE NOTED  
 52. ALL DIMENSIONS ARE TO FACE UNLESS OTHERWISE NOTED  
 53. ALL DIMENSIONS ARE TO FACE UNLESS OTHERWISE NOTED  
 54. ALL DIMENSIONS ARE TO FACE UNLESS OTHERWISE NOTED  
 55. ALL DIMENSIONS ARE TO FACE UNLESS OTHERWISE NOTED  
 56. ALL DIMENSIONS ARE TO FACE UNLESS OTHERWISE NOTED  
 57. ALL DIMENSIONS ARE TO FACE UNLESS OTHERWISE NOTED  
 58. ALL DIMENSIONS ARE TO FACE UNLESS OTHERWISE NOTED  
 59. ALL DIMENSIONS ARE TO FACE UNLESS OTHERWISE NOTED  
 60. ALL DIMENSIONS ARE TO FACE UNLESS OTHERWISE NOTED  
 61. ALL DIMENSIONS ARE TO FACE UNLESS OTHERWISE NOTED  
 62. ALL DIMENSIONS ARE TO FACE UNLESS OTHERWISE NOTED  
 63. ALL DIMENSIONS ARE TO FACE UNLESS OTHERWISE NOTED  
 64. ALL DIMENSIONS ARE TO FACE UNLESS OTHERWISE NOTED  
 65. ALL DIMENSIONS ARE TO FACE UNLESS OTHERWISE NOTED  
 66. ALL DIMENSIONS ARE TO FACE UNLESS OTHERWISE NOTED  
 67. ALL DIMENSIONS ARE TO FACE UNLESS OTHERWISE NOTED  
 68. ALL DIMENSIONS ARE TO FACE UNLESS OTHERWISE NOTED  
 69. ALL DIMENSIONS ARE TO FACE UNLESS OTHERWISE NOTED  
 70. ALL DIMENSIONS ARE TO FACE UNLESS OTHERWISE NOTED  
 71. ALL DIMENSIONS ARE TO FACE UNLESS OTHERWISE NOTED  
 72. ALL DIMENSIONS ARE TO FACE UNLESS OTHERWISE NOTED  
 73. ALL DIMENSIONS ARE TO FACE UNLESS OTHERWISE NOTED  
 74. ALL DIMENSIONS ARE TO FACE UNLESS OTHERWISE NOTED  
 75. ALL DIMENSIONS ARE TO FACE UNLESS OTHERWISE NOTED  
 76. ALL DIMENSIONS ARE TO FACE UNLESS OTHERWISE NOTED  
 77. ALL DIMENSIONS ARE TO FACE UNLESS OTHERWISE NOTED  
 78. ALL DIMENSIONS ARE TO FACE UNLESS OTHERWISE NOTED  
 79. ALL DIMENSIONS ARE TO FACE UNLESS OTHERWISE NOTED  
 80. ALL DIMENSIONS ARE TO FACE UNLESS OTHERWISE NOTED  
 81. ALL DIMENSIONS ARE TO FACE UNLESS OTHERWISE NOTED  
 82. ALL DIMENSIONS ARE TO FACE UNLESS OTHERWISE NOTED  
 83. ALL DIMENSIONS ARE TO FACE UNLESS OTHERWISE NOTED  
 84. ALL DIMENSIONS ARE TO FACE UNLESS OTHERWISE NOTED  
 85. ALL DIMENSIONS ARE TO FACE UNLESS OTHERWISE NOTED  
 86. ALL DIMENSIONS ARE TO FACE UNLESS OTHERWISE NOTED  
 87. ALL DIMENSIONS ARE TO FACE UNLESS OTHERWISE NOTED  
 88. ALL DIMENSIONS ARE TO FACE UNLESS OTHERWISE NOTED  
 89. ALL DIMENSIONS ARE TO FACE UNLESS OTHERWISE NOTED  
 90. ALL DIMENSIONS ARE TO FACE UNLESS OTHERWISE NOTED  
 91. ALL DIMENSIONS ARE TO FACE UNLESS OTHERWISE NOTED  
 92. ALL DIMENSIONS ARE TO FACE UNLESS OTHERWISE NOTED  
 93. ALL DIMENSIONS ARE TO FACE UNLESS OTHERWISE NOTED  
 94. ALL DIMENSIONS ARE TO FACE UNLESS OTHERWISE NOTED  
 95. ALL DIMENSIONS ARE TO FACE UNLESS OTHERWISE NOTED  
 96. ALL DIMENSIONS ARE TO FACE UNLESS OTHERWISE NOTED  
 97. ALL DIMENSIONS ARE TO FACE UNLESS OTHERWISE NOTED  
 98. ALL DIMENSIONS ARE TO FACE UNLESS OTHERWISE NOTED  
 99. ALL DIMENSIONS ARE TO FACE UNLESS OTHERWISE NOTED  
 100. ALL DIMENSIONS ARE TO FACE UNLESS OTHERWISE NOTED

**REQUEST FOR PROPOSAL NO. 9**

Project: Country Road Regional Lift Station  
City of Rapid City Project No. SS03-1255

Contractor R.C.S. Construction, Inc.  
2400 Commerce Drive  
P.O. Box 9337  
Rapid City, SD 57709-9337

Engineer: CETEC Engineering Services, Inc.  
1830 West Fulton Street  
P.O. Box 9014  
Rapid City, SD 57709-9014

Date: March 13, 2007

## TO CONTRACTOR:

Please submit an itemized breakdown for changes in contract amount and contract time resulting from the following proposed changes to the Contract Documents.

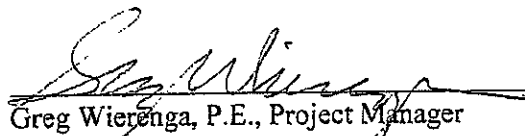
## PROPOSED CHANGES:

Modify locations and quantities of work for driveway at Country Road site per attached drawing.

PLEASE SUBMIT COST BREAKDOWN IN TEN (10) DAYS OR LESS

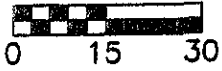
## ISSUED BY:

CETEC Engineering Services, Inc.

  
Greg Wierenga, P.E., Project Manager

cc: City of Rapid City

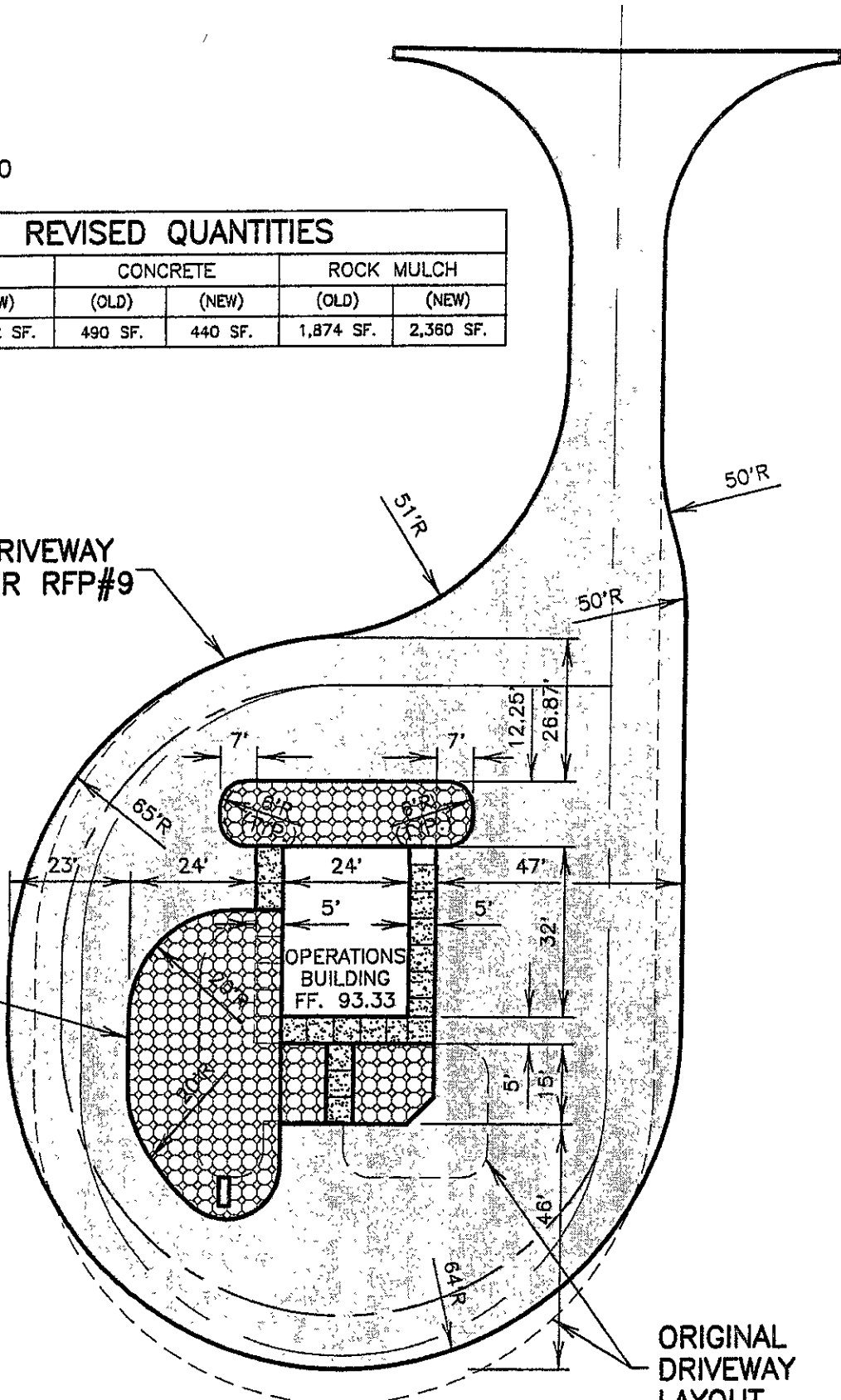
COUNTRY ROAD



REVISED QUANTITIES					
ASPHALT		CONCRETE		ROCK MULCH	
(OLD)	(NEW)	(OLD)	(NEW)	(OLD)	(NEW)
14,770 SF.	14,682 SF.	490 SF.	440 SF.	1,874 SF.	2,360 SF.

REVISED DRIVEWAY LAYOUT PER RFP#9

GRAVEL MULCH



ORIGINAL DRIVEWAY LAYOUT

March 20, 2007 10:59:34 AM  
 Drawing: RFP#9 LPT STATION  
 (S:\CETEC\04122-01 PRELIFT STATION\RFP#9-4)



Safety • Quality • Communication • Timeliness


March 22, 2007

Mr. Greg Weirenga  
CETEC Engineering Inc.  
Post Office Box 9014  
Rapid City, SD 57709

RECEIVED

MAR 23 2007

CETEC Engineering



RE: Country Road Lift Station

Dear Greg,


Request for Proposal No. 8 will result in a price increase of \$256.00.

Request for Proposal No. 9 will result in a price increase of \$326.70 for the additional rock mulch.

An additional time of one day should be added for Request for Proposal No. 8.

Should you have any questions, please do not hesitate to contact me.

Kind Regards,



Jim Witt, P.E.  
Project Manager  
R.C.S. Construction, Inc.

JW/klh



Safety • Quality • Communication • Timeliness


April 11, 2007

Mr. Greg Weirenga  
CETEC Engineering Inc.  
Post Office Box 9014  
Rapid City, SD 57709

RECEIVED

APR 12 2007

CETEC Engineering



RE: Country Road Lift Station

Dear Greg,

The temporary start-up costs are as follows:

Advanced Electric	\$500.00
Overhead – 15%	\$ 75.00
Profit	<u>\$ 57.50</u>
Total	\$632.50

Thank you,

Jim Witt, P.E.  
Project Manager  
R.C.S. Construction, Inc.

Enclosure

JW/klh






Safety • Quality • Communication • Timeliness

April 3, 2007

Mr. Greg Weirenga  
CETEC Engineering Inc.  
Post Office Box 9014  
Rapid City, SD 57709



RE: Country Road Lift Station

Dear Greg,

Enclosed are the credit invoices from Sioux Pipe on the returned merchandise.

Kind Regards,

A handwritten signature in cursive script, appearing to read 'Jim Witt', is positioned above the typed name.

Jim Witt, P.E.  
Project Manager  
R.C.S. Construction, Inc.

Enclosure

JW/klh



# Sioux Pipe

INCORPORATED

Phone: 605/339.2814  
 Toll-Free: 800/843.3799  
 FAX: 605/339.2632

NET 10TH PROX.  
 PAST DUE  
 AFTER 10TH

\*\*\* Credit Memo \*\*\*

PAGE NO. 1  
 INVOICE NO. 107-04 0150732  
 INVOICE DATE 3/28/07  
 PACKING SLIP NO. 150732  
 CUSTOMER NO. 5970  
 WAREHOUSE 002

**REMIT TO**  
 SIOUX PIPE INC  
 PO BOX 85439  
 SIOUX FALLS, SD  
 57118-5439

**WAREHOUSE**  
 SIOUX PIPE INC  
 2808 EAST HIGHWAY 44  
 RAPID CITY, SD 57703  
 Telephone: 605-716-9427

ORIGINAL

**SENT TO**  
 R C S CONSTRUCTION INC  
 PO BOX 9337  
 RAPID CITY, SD  
 57709

**SHIP TO**  
 R C S CONSTRUCTION INC  
 COUNTRY ROAD  
 RURAL JOB SITE  
 RAPID CITY, SD  
 577

CUSTOMER P.O. NO.	JOB NAME	JOB NO.	SALES	DUE DATE	SHIP DATE	SHIPPING METHOD
	RC - COUNTY RD	6145	152	3/28/07	3/13/07	RETURN

PRODUCT NO/DESCRIPTION	U/M	ORDERED	SHIPPED	BACKORDER	UNIT PRICE	EXTENDED AMOUNT
/23000137345 10" DR 18 CERTA-LOK 90 BEND	EA	1	1	0	558.69	558.69
RESTOCK RESTOCKING FEE -	EA	1	1	0	139.67	139.67
25% FEE						
FRT FREIGHT	EA	1	1	0	155.35	155.35

**RECEIVED**  
 APR 2 - 2007  
 REGISTERED

200621  
 JAW

NO RETURNS ACCEPTED WITHOUT PRIOR AUTHORIZATION. A RESTOCKING FEE MAY BE CHARGED. ALL CLAIMS FOR DAMAGE/LOSS MUST BE FILED WITH CARRIER.	AMOUNT	263.67
	TAX 4.00%	10.55
	FREIGHT	00
	Other	00

A FINANCE CHARGE OF 1 1/2% PER MONTH (18% PER ANNUM) WILL BE CHARGED ON ALL ACCOUNTS WHICH BECOME PAST DUE AND FOR EACH ADDITIONAL MONTH THE ACCOUNT REMAINS PAST DUE

**TOTAL DUE** 274.22

# Sioux Pipe

INCORPORATED

Phone: 605/339.2614  
 Toll-Free: 800/843.3799  
 FAX: 605/339.2632

NET 10TH PROX.  
 PAST DUE  
 AFTER 10TH

\*\*\* Credit Memo \*\*\*

PAGE NO.	1
INVO CE NO.	07-04 0151749
INVOICE DATE	3/28/07
PACKING SLIP NO.	151749
CUSTOMER NO.	5970
WAREHOUSE	002

**REMIT TO**  
 SIOUX PIPE INC  
 PO BOX 85439  
 SIOUX FALLS, SD  
 57118-5439

**WAREHOUSE**  
 SIOUX PIPE INC  
 2808 EAST HIGHWAY 44  
 RAPID CITY, SD 57703  
 Telephone: 605-716-9427

ORIGINAL

**SOLD TO**  
 R C S CONSTRUCTION INC  
 PO BOX 9337  
 RAPID CITY, SD  
 57709

**SHIP TO**  
 R C S CONSTRUCTION INC  
 RETURN MEMO  
**CREDIT**

CUSTOMER P.O. NO.	JOB NAME	JOB NO.	SALES	DUE DATE	SHIP DATE	SHIPPING METHOD
REFER TO INV 146769	RC - COUNTY RD	6145	152	3/28/07	3/27/07	RETURN MEMO

PRODUCT NO./DESCRIPTION	U/M	ORDERED	SHIPPED	BACKORDER	UNIT PRICE	EXTENDED AMOUNT
/3300013750B R-4937-CI FLOOR DRAIN	EA	1	1	0	187.65	187.65
RESTOCK RESTOCKING FEE -	EA	1	1	0	37.53	37.53
20 % PER DOUG						
FRT FREIGHT	EA	1	1	0	22.66	22.66

**CREDIT**

**APPROVED**  
 APR 2 - 2007  
 [Signature]

200627

NO RETURNS ACCEPTED WITHOUT PRIOR AUTHORIZATION. A RESTOCKING FEE MAY BE CHARGED. ALL CLAIMS FOR DAMAGE/LOSS MUST BE FILED WITH CARRIER.	AMOUNT	127.46
	TAX 4 (1%)	5.10
	FREIGHT	.00
	Other	.00

A FINANCE CHARGE OF 1 1/2% PER MONTH (18% PER ANNUM) WILL BE CHARGED ON ALL ACCOUNTS WHICH BECOME PAST DUE AND FOR EACH ADDITIONAL MONTH THE ACCOUNT REMAINS PAST DUE.

**TOTAL DUE** 132.56

**Attachment #5  
to Change Order No. 2  
Country Road Regional Lift Station**

4.1 The Contract completion times for contract work are as follows:

Commence interim pumping operations at Country Road to allow terminating Brookfield wastewater hauling operations.	April 4, 2007
--	---------------

Substantial completion and start-up of Country Road Lift Station, including diversion of Mallridge flows to Country Road Lift Station.	April 30, 2007
--	----------------

Mallridge Site Demolition and Reclamation, Final Completion of Country Road Lift Station, and Final Completion of All Work.	June 1, 2007
---	--------------

Note: The schedule adjustments reflected above are accepted by the Contractor in lieu of the contract time extension requested by R.C.S. in their letter of March 16, 2007, attached hereto.

Safety • Quality • Communication • Timeliness

March 16, 2007

Mr. Greg Weirenga  
 CETEC Engineering Inc.  
 Post Office Box 9014  
 Rapid City, SD 57709

RECEIVED

MAR 19 2007

RE: Country Road Lift Station  
 Time Extension

CETEC Engineering



Dear Greg,

R.C.S. Construction, Inc. is requesting a thirty day time extension on the interim completion of March 31, 2007 for start-up of the lift station.

As you are aware, the City has requested a change in the control panel different from what was originally bid. These panels take considerable time to be processed and the supplier is now giving us a tentative completion date of April 13, 2007. If this date is realized, and shipping occurs, then we still need approximately 7 – 10 days to get it here and hooked up. This schedule is beyond our control.

Although R.C.S. Construction, Inc. did give the supplier the verbal go ahead for the change in order to help speed up the process, we do not normally incur an additional cost of \$10,500.00 without an approved change order from the City which we do not have as of this date.

We will attempt to help the City by diverting the sewage from the Brookview holding tank by the original completion day so that the City does not have to pay for pumping this tank daily. The sewage will be turned into the new storage tanks for holding until the plant can be started later in April.

We feel this extension falls under the guidelines of the City specifications with reference to work beyond our control.

Thank you for your cooperation in this matter.

Kind Regards,

Robert C. Scull  
 President  
 R.C.S. Construction, Inc.

RC/klh

BUILDINGS

2400 Commerce Road • P.O. Box 9337 • Rapid City, SD 57709-9337  
 Phone (605) 342-3787 • Fax (605) 348-4041

