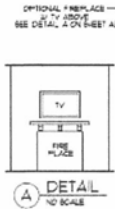
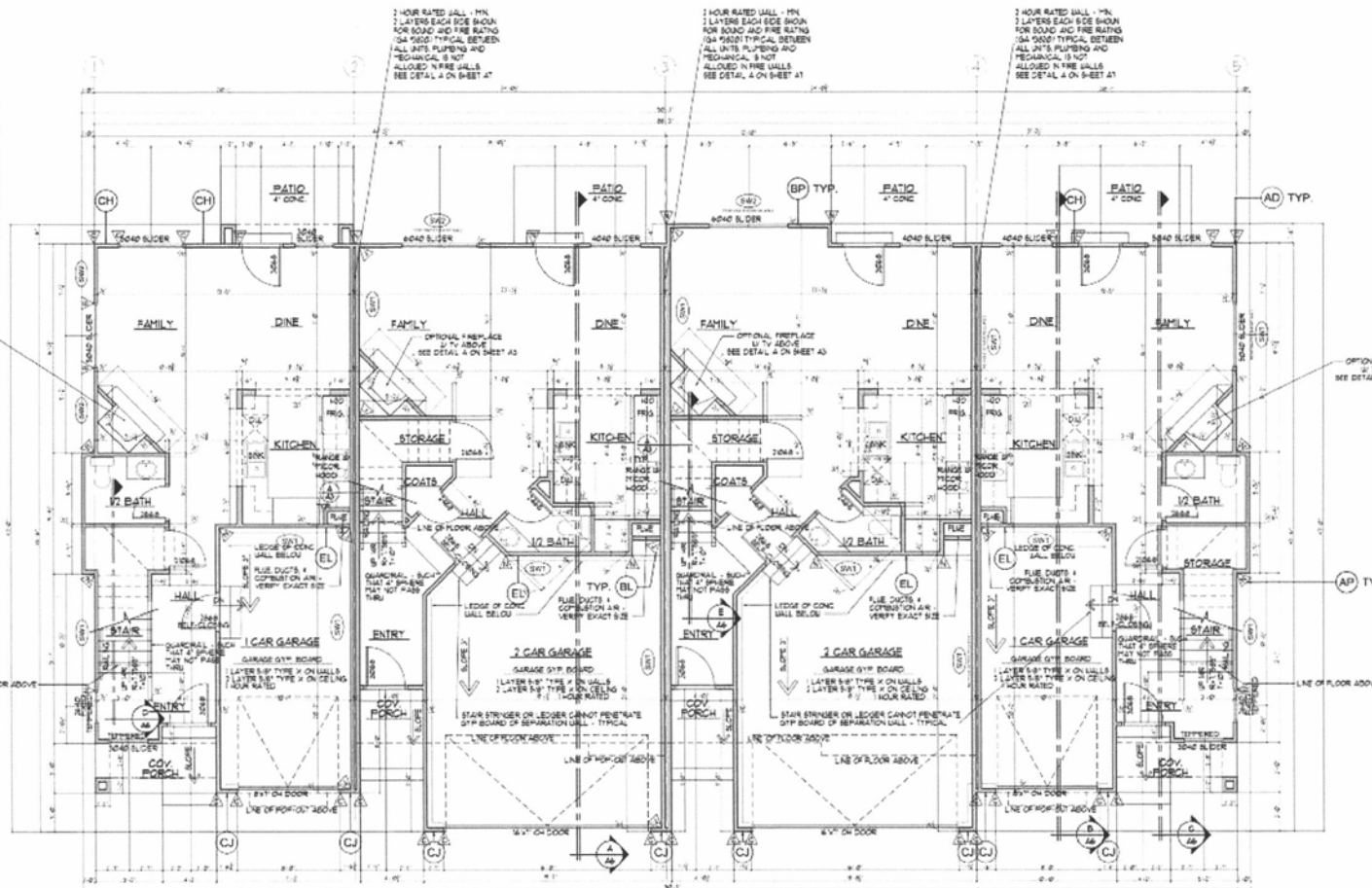


DEC 14 2012

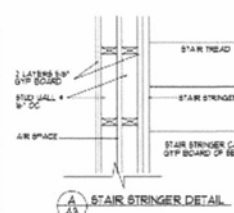
RECEIVED



HOLD DOWN SCHEDULE

NO.	TYPE	LOCATION	SECTION
1	FOUNDATION STRAP	SPRINKLER	100 (SEE 101/102/103)
2	FLOOR/FLOOR STRAP	MECH	102 (SEE 101/102/103)
3	WALL BURNIN	WALL	110 (SEE 103)
4	FOUNDATION STRAP	SPRINKLER	100 (SEE 101/102/103)

1. ALL HOLD DOWN BOLTS SHALL BE 3/4" DIA. UNLESS OTHERWISE NOTED.
2. ALL HOLD DOWN BOLTS SHALL BE GALVANNEAL UNLESS OTHERWISE NOTED.
3. GALVANNEAL BOLTS SHALL BE TO BE USED AT ALL WALL JOINTS.
4. WALL BURNIN BOLTS SHALL BE TO BE USED AT ALL WALL JOINTS.
5. ALL FOUNDATION BURNIN BOLTS SHALL BE TO BE USED AT ALL FOUNDATION JOINTS.
6. UNLESS OTHERWISE NOTED, ALL FOUNDATION BURNIN BOLTS SHALL BE TO BE USED AT ALL FOUNDATION JOINTS.
7. ALL FOUNDATION BURNIN BOLTS SHALL BE TO BE USED AT ALL FOUNDATION JOINTS.
8. ALL FOUNDATION BURNIN BOLTS SHALL BE TO BE USED AT ALL FOUNDATION JOINTS.
9. ALL FOUNDATION BURNIN BOLTS SHALL BE TO BE USED AT ALL FOUNDATION JOINTS.
10. ALL FOUNDATION BURNIN BOLTS SHALL BE TO BE USED AT ALL FOUNDATION JOINTS.



UNIT A
- MAIN SF: 601
- GARAGE SF: 76
- TOTAL LIVABLE SF: 677
- PLAN # 10001

UNIT B
- MAIN SF: 638
- GARAGE SF: 400
- TOTAL LIVABLE SF: 1038
- PLAN # 10002

UNIT C
- MAIN SF: 638
- GARAGE SF: 400
- TOTAL LIVABLE SF: 1038
- PLAN # 10003

UNIT D
- MAIN SF: 601
- GARAGE SF: 76
- TOTAL LIVABLE SF: 677
- PLAN # 10004

MAIN FLOOR PLAN
SCALE: 1/4" = 1'-0"

NOTE: FINISHING & COUNTER-PLACING AROUND WINDOWS AND DOORS SHALL COMPLY WITH MANUFACTURER'S SPECIFICATIONS.

NOTE: FINISHING & COUNTER-PLACING AROUND WINDOWS AND DOORS SHALL COMPLY WITH MANUFACTURER'S SPECIFICATIONS.

- TOTAL MAIN SF: 2387
- TOTAL GARAGE SF: 552
- TOTAL LIVABLE SF: 2939
- PLAN # 10000
(BASEMENT IS UNFINISHED)

SHEAR WALL SCHEDULE

NO.	TYPE	LOCATION	SECTION
1	FOUNDATION STRAP	SPRINKLER	100 (SEE 101/102/103)
2	FLOOR/FLOOR STRAP	MECH	102 (SEE 101/102/103)
3	WALL BURNIN	WALL	110 (SEE 103)
4	FOUNDATION STRAP	SPRINKLER	100 (SEE 101/102/103)

PROJECT DESCRIPTION: SHEET TITLE: **SHEET TITLE**

DRAWINGS PROVIDED BY: **BLACK HILLS DESIGN**
27238 ESTATES ROAD
HOT SPRINGS, SD 57747
605-891-9455

DATE: **12/14/2012**

SCALE:

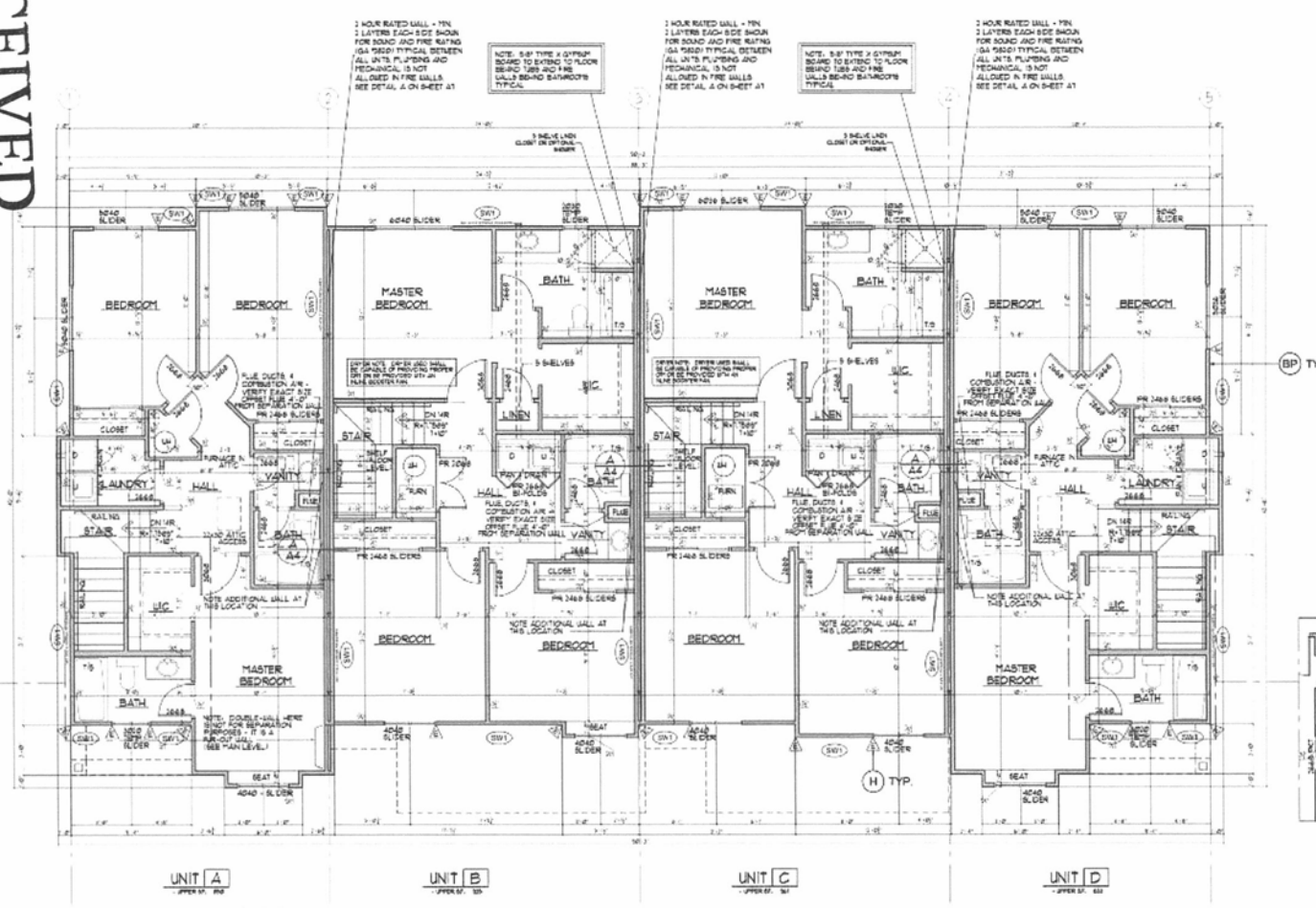
SHEET: **A-3**

NOT FOR CONSTRUCTION - FOR BIDDING PURPOSES ONLY

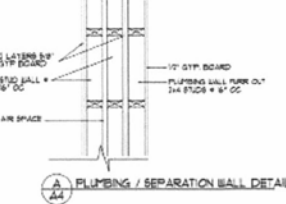
DEC 14 2012

RECEIVED

NOT FOR CONSTRUCTION - FOR BIDDING PURPOSES ONLY



HOLD DOWN SCHEDULE		
SYMBOL	TYPE	APPROX. S.P. NUMBER
	FOUNDATION STRAP	STABIL
	BEAM TO FLOOR JOIST	WOOD
	MEMBER	WOOD
	FOUNDATION STRAP	WOOD



UPPER FLOOR PLAN
SCALE - 1/8"=1'-0"

NOTE: AT ALL STAIRS CHECK DESIGN OF RAILING WITH SUPERINTENDENT

NOTE: 5/8" TYPE X GYPSUM BOARD TO EXTEND TO FLOOR BEARING JOBS AND THE WALLS BE-AC-BATHROOMS TYPICAL

NOTE: PLUMBING & COUNTER-JACKING AREA UNDER WINDOWS AND DOORS SHALL COMPLY WITH MANUFACTURER'S SPECIFICATIONS

DRIVER NOTE: DRIVER LOTS SHALL BE CARRIED BY OR PRODUCED THROUGH OR BY BE PROVIDED WITH AN IN-PLACE BOOSERS PLAN - TYPICAL ALL UNITS

SHEAR WALL SCHEDULE			
MARK	WALL SHEATHING	FINISH WALLS	FOUR-CORNER WALL
1	1/2" STRUCTURAL PLYWOOD OR OSB	1/2" ON 12" O.C. FIELD	1/2" ON 12" O.C. FIELD
2	1/2" STRUCTURAL PLYWOOD OR OSB	1/2" ON 12" O.C. FIELD	1/2" ON 12" O.C. FIELD

PROJECT DESCRIPTION: SHEET TITLE: **SHEET TITLE**

DRAWINGS PROVIDED BY: **BLACK HILLS DESIGN**
37208 ESTATES ROAD
NOTY SPRINGS, SD 57747
605-891-9645

DATE: 12/14/2012

SCALE:

SHEET: **A-4**