

BID SUMMARY  
April 15, 2013

**1. No. CC041513-02.1 - PAVEMENT REHABILITATION PROJECT – WISCONSIN AVE AND OAK AVE AREA, PROJECT NO. 13-2061 / CIP NO. 50549 (Opened on April 9, 2013)**

ADVERTISING AUTHORITY	\$150,000.00
ENGINEER'S ESTIMATE	\$115,500.00

Base Bid

1. Simon Contractors of SD, Inc.**	\$135,215.40
2. Hills Materials Company**	\$119,787.00

**2. No. CC041513-02.2 - PAVEMENT REHABILITATION PROJECT – BENGAL DRIVE AREA, PROJECT NO. 13-2066 / CIP NO. 50844 (Opened on April 9, 2013)**

ADVERTISING AUTHORITY	\$100,000.00
ENGINEER'S ESTIMATE	\$67,000.00

Base Bid

1. Hills Materials Company**	\$64,980.00
2. Simon Contractors of SD, Inc**	\$70,430.00

**3. No. CC041513-02.3 - PAVEMENT REHABILITATION PROJECT – HEIGHTS & CLIFF DRIVE, PROJECT NO. 13-2070 / CIP NO. 50549 (Opened on April 9, 2013)**

ADVERTISING AUTHORITY	\$100,000.00
ENGINEER'S ESTIMATE	\$70,000.00

Base Bid

1. Hills Materials Company**	\$69,898.75
2. Simon Contractors of SD, Inc.**	\$66,347.00
3. J&J Asphalt Company**	\$57,100.50

**4. No. CC041513-02.4 - KANSAS CITY STREET RECONSTRUCTION PROJECT – 5<sup>TH</sup> STREET TO EAST BOULEVARD, PROJECT NO. 12-2005 / CIP NO. 50119 (Opened on April 9, 2013)**

ADVERTISING AUTHORITY	\$4,160,000.00
ENGINEER'S ESTIMATE	\$4,020,000.00

Base Bid

Alternate #1

1. Stanley J Johnsen Concrete Contractor, Inc.**	\$3,259,642.17	\$647,216.34
2. Mainline Contracting, Inc.**	\$2,734,381.23	\$580,376.40

\* Cashier's Check, Money Order or Bank Draft Submitted

\*\* Bid Bond Submitted

# BID AWARD SUMMARY

**LETTING DATE: April 9, 2013**

**PROJECT:** Kansas City Street Reconstruction Project  
 5<sup>th</sup> Street to East Boulevard  
 Project No. 12-2005 / CIP No. 50119

**RECOMMENDATION:** Award Total Base Bid plus Alternate 1 Bid in the amount of \$3,314,757.63 to Mainline Contracting, Inc. at the April 15, 2013 Council Meeting.

## BIDDERS' SUMMARY

<u>CONTRACTORS</u>	<u>BASE BID</u>	<u>ALTERNATE 1</u>	<u>TOTAL</u>
Mainline Contracting, Inc.	\$2,734,381.23	\$580,376.40	\$3,314,757.63
Stanley J. Johnsen Concrete Contractor, Inc.	\$3,259,642.17	\$647,216.34	\$3,906,858.51

City staff recommends awarding this project to Mainline Contracting, Inc. for a total bid amount of \$3,314,757.63 based on unit pricing with the following appropriation:


FUNDING SOURCE	TOTAL	Water	Sewer	Streets	Streets *	Drainage	Vision 2012
ADVERTISING AUTHORITY	\$4,160,000.00	\$600,000.00	\$225,000.00	\$2,600,000.00	\$160,000.00	\$375,000.00	\$200,000.00
ENGINEER'S ESTIMATE	\$4,020,000	\$570,000.00	\$220,000.00	\$2,495,000.00	\$170,000.00	\$365,000.00	\$200,000.00

**APPROPRIATION DATA**


\*.16 FUNDING

FUNDING SOURCE	TOTAL	Water	Sewer	Streets	Streets *	Drainage	Vision 2012
COST CENTER		0933	0833	8910	8910	8911	0135
LINE ITEM		4381	4380	4370	4370	4371	4370
FUNDING CENTER		602	604	505	505	505	107
BID AMOUNT	\$3,314,757.63	\$488,694.79	\$186,489.29	\$2,056,538.79	\$86,528.50	\$296,506.26	\$200,000.00

\*.16 FUNDING

**CONSULTANT:**   
 Mike Towey, PE  
 FourFront Design, Inc

**DATE:** 4/11/13

**PROJECT MANAGER:**   
 Todd Peckosh, PE  
 City of Rapid City

**DATE:** 4/11/13

**PROJECT NAME: KANSAS CITY STREET RECONSTRUCTION PROJECT - 5TH STREET TO  
EAST BOULEVARD**

**PROJECT NUMBER: PROJECT NO. 12-2005 / CIP NO. 50119**

**LET DATE: APRIL 9, 2013**

**LOW BID AMOUNT: \$3,314,757.63**

ITEM NO.	DESCRIPTION OF ITEM	UNIT	QTY (EST)	ENGINEER'S ESTIMATE		MAINLINE CONTRACTING, INC.		STANLEY J JOHNSEN CONCRETE CONTRACTOR, INC.	
				UNIT COST	TOTAL COST	UNIT COST	TOTAL COST	UNIT COST	TOTAL COST
1	MOBILIZATION	LS	1.0	\$ 175,000.00	\$175,000.00	\$222,000.00	\$222,000.00	\$526,500.00	\$526,500.00
2	INCIDENTAL AND MISCELLANEOUS WORK	LS	1.0	\$ 127,500.00	\$127,500.00	\$299,000.00	\$299,000.00	\$250,000.00	\$250,000.00
3	INCIDENTAL (ELECTRICAL WORK)	LS	1.0	\$ 2,000.00	\$2,000.00	\$4,500.00	\$4,500.00	\$5,000.00	\$5,000.00
4	CONSTRUCTION STAKING	LS	1.0	\$ 35,000.00	\$35,000.00	\$23,900.00	\$23,900.00	\$30,000.00	\$30,000.00
5	REESTABLISH PROPERTY CORNERS	EA	5.0	\$ 175.00	\$875.00	\$120.00	\$600.00	\$150.00	\$750.00
6	REMOVE TREE, 6"-18"	EA	4.0	\$ 350.00	\$1,400.00	\$127.00	\$508.00	\$140.00	\$560.00
7	REMOVE TREE, 18"-24"	EA	16.0	\$ 620.00	\$9,920.00	\$209.00	\$3,344.00	\$230.00	\$3,680.00
8	REMOVE TREE, > 24"	EA	2.0	\$ 1,000.00	\$2,000.00	\$355.00	\$710.00	\$400.00	\$800.00
9	CLEARING AND GRUBBING	LS	1.0	\$ 5,500.00	\$5,500.00	\$2,863.00	\$2,863.00	\$3,300.00	\$3,300.00
10	REMOVE SANITARY SEWER MAIN	LF	465.0	\$ 5.00	\$2,325.00	\$2.65	\$1,232.25	\$3.00	\$1,395.00
11	REMOVE SANITARY SEWER SERVICE LINE	LF	28.0	\$ 7.00	\$196.00	\$2.40	\$67.20	\$2.70	\$75.60
12	REMOVE EXISTING SANITARY SEWER MANHOLE	EA	2.0	\$ 600.00	\$1,200.00	\$302.00	\$604.00	\$350.00	\$700.00
13	REMOVE WATER MAIN	LF	818.0	\$ 7.00	\$5,726.00	\$4.20	\$3,435.60	\$4.60	\$3,762.80

14	REMOVE FORCE WATER MAIN	LF	87.0	\$ 8.00	\$696.00	\$4.20	\$365.40	\$4.60	\$400.20
15	REMOVE FIRE HYDRANT AND AUX. VALVE	EA	3.0	\$ 550.00	\$1,650.00	\$195.00	\$585.00	\$225.00	\$675.00
16	REMOVE CURB STOP AND BOX	EA	13.0	\$ 110.00	\$1,430.00	\$94.00	\$1,222.00	\$100.00	\$1,300.00
17	REMOVE GATE VALVE W/BOX	EA	1.0	\$ 150.00	\$150.00	\$94.00	\$94.00	\$100.00	\$100.00
18	REMOVE MISC. RCP STORM SEWER MAIN	LF	800.0	\$ 15.50	\$12,400.00	\$5.00	\$4,000.00	\$5.50	\$4,400.00
19	REMOVE STORM SEWER MANHOLE	EA	5.0	\$ 725.00	\$3,625.00	\$243.00	\$1,215.00	\$275.00	\$1,375.00
20	REMOVE AND DISPOSE OF TYPE "B" INLET	EA	6.0	\$ 400.00	\$2,400.00	\$120.00	\$720.00	\$150.00	\$900.00
21	REMOVE AND DISPOSE OF 5' TYPE "E" INLET	EA	2.0	\$ 500.00	\$1,000.00	\$147.00	\$294.00	\$175.00	\$350.00
22	REMOVE CONTAMINATED SOIL	CY	100.0	\$ 55.00	\$5,500.00	\$40.00	\$4,000.00	\$40.00	\$4,000.00
23	REMOVE CONTAMINATED WATER	MGAL	5.0	\$ 75.00	\$375.00	\$1,000.00	\$5,000.00	\$1,000.00	\$5,000.00
24	REMOVE PERIMETER CONTROL	LF	935.0	\$ 1.30	\$1,215.50	\$0.82	\$766.70	\$1.00	\$935.00
25	REMOVE SEDIMENT	CY	100.0	\$ 75.00	\$7,500.00	\$12.00	\$1,200.00	\$10.00	\$1,000.00
26	REMOVE LANDSCAPING RIVER ROCK	SY	180.0	\$ 4.50	\$810.00	\$1.00	\$180.00	\$1.10	\$198.00
27	REMOVE AC PAVEMENT	SY	67.0	\$ 5.00	\$335.00	\$2.30	\$154.10	\$2.50	\$167.50
28	REMOVE PCC PAVEMENT WITH AC OVERLAY	SY	14,136.0	\$ 7.50	\$106,020.00	\$3.45	\$48,769.20	\$3.80	\$53,716.80
29	REMOVE PCC DRIVEWAY PAVEMENT	SY	307.0	\$ 7.75	\$2,379.25	\$2.00	\$614.00	\$2.20	\$675.40
30	REMOVE PCC PANEL, 9"	SY	22.0	\$ 16.00	\$352.00	\$28.00	\$616.00	\$31.00	\$682.00
31	REMOVE PCC CURB AND GUTTER	LF	3,809.0	\$ 4.50	\$17,140.50	\$0.85	\$3,237.65	\$1.00	\$3,809.00
32	REMOVE CONCRETE FILLET & PAN	SY	18.0	\$ 15.00	\$270.00	\$3.35	\$60.30	\$4.00	\$72.00
33	REMOVE PCC SIDEWALK	SF	19,770.0	\$ 1.60	\$31,632.00	\$0.40	\$7,908.00	\$0.50	\$9,885.00

34	REMOVE RETAINING WALL	LF	609.0	\$ 13.00	\$7,917.00	\$4.50	\$2,740.50	\$5.50	\$3,349.50
35	REMOVE AND DISPOSE OF MISC. CONCRETE	SF	912.0	\$ 6.00	\$5,472.00	\$1.00	\$912.00	\$1.20	\$1,094.40
36	REMOVE CAST IN PLACE CONCRETE STEPS AND	LS	6.0	\$ 800.00	\$4,800.00	\$18.00	\$108.00	\$20.00	\$120.00
37	REMOVE AND SALVAGE SIGN	EA	25.0	\$ 95.00	\$2,375.00	\$45.00	\$1,125.00	\$50.00	\$1,250.00
38	REMOVE SIDEWALK DRAIN AND METAL TRENCH	LF	35.0	\$ 11.00	\$385.00	\$1.30	\$45.50	\$1.66	\$58.10
39	REMOVE MISCELLANEOUS MAILBOXES, BENCHE	LS	1.0	\$ 2,500.00	\$2,500.00	\$755.00	\$755.00	\$3,850.00	\$3,850.00
40	SALVAGE IRRIGATION COMPONENTS DURING DE	LS	1.0	\$ 2,500.00	\$2,500.00	\$400.00	\$400.00	\$1,980.00	\$1,980.00
41	REMOVE MISCELLANEOUS ELECTRICAL	LS	1.0	\$ 2,800.00	\$2,800.00	\$2,880.00	\$2,880.00	\$3,200.00	\$3,200.00
42	AASHTO T-180 SOIL TEST	EA	12.0	\$ 175.00	\$2,100.00	\$143.00	\$1,716.00	\$150.00	\$1,800.00
43	EXCAVATION, UNCLASSIFIED	CY	1,470.0	\$ 8.00	\$11,760.00	\$10.00	\$14,700.00	\$11.00	\$16,170.00
44	EXCAVATION, UNCLASSIFIED-DIGOUTS	CY	100.0	\$ 11.50	\$1,150.00	\$10.00	\$1,000.00	\$11.00	\$1,100.00
45	TYPE III FOUNDATION MATERIAL	CY	50.0	\$ 60.00	\$3,000.00	\$16.00	\$800.00	\$12.10	\$605.00
46	TYPE IV FOUNDATION MATERIAL	CY	50.0	\$ 40.00	\$2,000.00	\$16.00	\$800.00	\$12.10	\$605.00
47	EXCAVATION, ROCK (GRADING)	CY	50.0	\$ 50.00	\$2,500.00	\$10.00	\$500.00	\$12.10	\$605.00
48	CRUSHED ROCK	T	50.0	\$ 27.00	\$1,350.00	\$12.00	\$600.00	\$13.20	\$660.00
49	EXCAVATION, UNDERCUT	CY	3,220.0	\$ 5.00	\$16,100.00	\$6.80	\$21,896.00	\$6.60	\$21,252.00
50	IMPORTED TOPSOIL	CY	250.0	\$ 18.00	\$4,500.00	\$21.00	\$5,250.00	\$20.90	\$5,225.00
51	PLACING TOPSOIL	CY	550.0	\$ 6.00	\$3,300.00	\$8.75	\$4,812.50	\$22.00	\$12,100.00
52	TOPSOIL SALVAGE	CY	300.0	\$ 7.00	\$2,100.00	\$6.20	\$1,860.00	\$6.60	\$1,980.00
53	2" PVC SCH. 80 FORCE MAIN	LF	23.0	\$ 50.00	\$1,150.00	\$16.00	\$368.00	\$17.07	\$392.61

54	2" 45 DEGREE BEND	EA	2.0	\$ 250.00	\$500.00	\$45.00	\$90.00	\$50.00	\$100.00
55	4" UNDERDRAIN LINE, PVC	LF	3,245.0	\$ 8.25	\$26,771.25	\$7.50	\$24,337.50	\$8.00	\$25,960.00
56	4" UNDERDRAIN LINE CLEANOUT/VENT	EA	6.0	\$ 200.00	\$1,200.00	\$235.00	\$1,410.00	\$260.00	\$1,560.00
57	6" PVC BUILDING DRAIN	LF	121.0	\$ 8.00	\$968.00	\$12.50	\$1,512.50	\$13.75	\$1,663.75
58	6" PVC ELBOW	EA	2.0	\$ 350.00	\$700.00	\$22.00	\$44.00	\$24.20	\$48.40
59	6" PVC CROSS	EA	1.0	\$ 400.00	\$400.00	\$62.50	\$62.50	\$69.30	\$69.30
60	PIPELINE ENCASEMENT	LF	373.0	\$ 45.00	\$16,785.00	\$42.00	\$15,666.00	\$46.20	\$17,232.60
61	WATER AND SEWER MAIN INSULATION	SF	25.0	\$ 6.10	\$152.50	\$3.50	\$87.50	\$4.00	\$100.00
62	CONTROLLED LOW STRENGTH BACKFILL MATER	CY	50.0	\$ 120.00	\$6,000.00	\$68.00	\$3,400.00	\$55.00	\$2,750.00
63	IMPORTED BORROW MATERIAL, (TRENCH)	CY	50.0	\$ 16.00	\$800.00	\$10.00	\$500.00	\$8.00	\$400.00
64	TYPE I BEDDING MATERIAL	T	50.0	\$ 20.00	\$1,000.00	\$12.00	\$600.00	\$12.10	\$605.00
65	TYPE II FOUNDATION MATERIAL	T	50.0	\$ 21.50	\$1,075.00	\$12.00	\$600.00	\$12.10	\$605.00
66	8" SANITARY SEWER MAIN (8' - 10')	LF	600.0	\$ 44.00	\$26,400.00	\$27.00	\$16,200.00	\$29.70	\$17,820.00
67	10" SANITARY SEWER MAIN (8' - 10')	LF	215.0	\$ 56.00	\$12,040.00	\$30.00	\$6,450.00	\$33.00	\$7,095.00
68	4" PVC SANITARY SEWER SERVICE LINE	LF	150.0	\$ 29.00	\$4,350.00	\$20.00	\$3,000.00	\$22.00	\$3,300.00
69	STANDARD MANHOLE 48" (0' - 6')	EA	4.0	\$ 3,050.00	\$12,200.00	\$2,400.00	\$9,600.00	\$2,640.00	\$10,560.00
70	EXTRA MANHOLE DEPTH (48")	VF	13.2	\$ 240.00	\$3,168.00	\$180.00	\$2,376.00	\$203.50	\$2,686.20
71	4" PVC SANITARY SEWER CLEANOUT	EA	1.0	\$ 195.00	\$195.00	\$150.00	\$150.00	\$165.00	\$165.00
72	CONNECT TO EXISTING SANITARY SEWER MAIN	EA	3.0	\$ 600.00	\$1,800.00	\$765.00	\$2,295.00	\$825.00	\$2,475.00
73	RECONNECT SANITARY SEWER SERVICE	EA	2.0	\$ 360.00	\$720.00	\$197.00	\$394.00	\$220.00	\$440.00

74	BYPASS PUMPING	LS	1.0	\$ 10,000.00	\$10,000.00	\$2,000.00	\$2,000.00	\$2,200.00	\$2,200.00
75	6" PVC WATER MAIN C-900, DR 18	LF	420.0	\$ 35.00	\$14,700.00	\$22.00	\$9,240.00	\$24.20	\$10,164.00
76	8" PVC WATER MAIN C-900, DR 18	LF	380.0	\$ 37.00	\$14,060.00	\$28.00	\$10,640.00	\$30.80	\$11,704.00
77	12" PVC WATER MAIN C-900, DR 18	LF	2,031.0	\$ 60.00	\$121,860.00	\$36.00	\$73,116.00	\$40.70	\$82,661.70
78	4" 45 DEGREE BEND	EA	2.0	\$ 355.00	\$710.00	\$505.00	\$1,010.00	\$550.00	\$1,100.00
79	6" 45 DEGREE BEND	EA	5.0	\$ 375.00	\$1,875.00	\$565.00	\$2,825.00	\$605.00	\$3,025.00
80	6" 90 DEGREE BEND	EA	1.0	\$ 400.00	\$400.00	\$514.00	\$514.00	\$561.00	\$561.00
81	8" 45 DEGREE BEND	EA	3.0	\$ 452.00	\$1,356.00	\$580.00	\$1,740.00	\$632.50	\$1,897.50
82	8" 90 DEGREE BEND	EA	1.0	\$ 480.00	\$480.00	\$610.00	\$610.00	\$660.00	\$660.00
83	12" 11.25 DEGREE BEND	EA	1.0	\$ 675.00	\$675.00	\$828.00	\$828.00	\$902.00	\$902.00
84	12" 45 DEGREE BEND	EA	2.0	\$ 725.00	\$1,450.00	\$864.00	\$1,728.00	\$935.00	\$1,870.00
85	12" X 12" CROSS	EA	1.0	\$ 1,500.00	\$1,500.00	\$1,367.00	\$1,367.00	\$1,485.00	\$1,485.00
86	8" MJ PLUG	EA	1.0	\$ 310.00	\$310.00	\$422.00	\$422.00	\$275.00	\$275.00
87	8" X 6" REDUCER	EA	3.0	\$ 500.00	\$1,500.00	\$444.00	\$1,332.00	\$484.00	\$1,452.00
88	12" X 8" REDUCER	EA	1.0	\$ 600.00	\$600.00	\$561.00	\$561.00	\$605.00	\$605.00
89	6" X 6" X 6" TEE	EA	2.0	\$ 550.00	\$1,100.00	\$665.00	\$1,330.00	\$715.00	\$1,430.00
90	8" X 8" X 6" TEE	EA	2.0	\$ 660.00	\$1,320.00	\$818.00	\$1,636.00	\$891.00	\$1,782.00
91	12" X 12" X 4" TEE	EA	2.0	\$ 850.00	\$1,700.00	\$922.00	\$1,844.00	\$1,001.00	\$2,002.00
92	12" X 12" X 6" TEE	EA	12.0	\$ 900.00	\$10,800.00	\$935.00	\$11,220.00	\$1,012.00	\$12,144.00
93	12" X 12" X 8" TEE	EA	4.0	\$ 1,000.00	\$4,000.00	\$985.00	\$3,940.00	\$1,072.50	\$4,290.00

94	12" X 12" X 12" TAPPING TEE AND VALVE	EA	1.0	\$ 1,175.00	\$1,175.00	\$6,737.00	\$6,737.00	\$7,150.00	\$7,150.00
95	4" GATE VALVE W/ BOX	EA	2.0	\$ 1,000.00	\$2,000.00	\$813.00	\$1,626.00	\$880.00	\$1,760.00
96	6" GATE VALVE W/ BOX	EA	6.0	\$ 1,325.00	\$7,950.00	\$1,008.00	\$6,048.00	\$1,100.00	\$6,600.00
97	8" GATE VALVE W/ BOX	EA	6.0	\$ 1,675.00	\$10,050.00	\$1,448.00	\$8,688.00	\$1,540.00	\$9,240.00
98	12" GATE VALVE W/ BOX	EA	8.0	\$ 3,325.00	\$26,600.00	\$2,562.00	\$20,496.00	\$2,750.00	\$22,000.00
99	FIRE HYDRANT W/AUX VALVE, BOX AND LEAD	EA	7.0	\$ 4,500.00	\$31,500.00	\$4,035.00	\$28,245.00	\$4,400.00	\$30,800.00
100	1" COPPER WATER SERVICE	LF	132.0	\$ 32.00	\$4,224.00	\$19.80	\$2,613.60	\$22.00	\$2,904.00
101	1.5" COPPER WATER SERVICE	LF	89.0	\$ 43.00	\$3,827.00	\$25.50	\$2,269.50	\$27.50	\$2,447.50
102	4" PVC WATER SERVICE C-900, CLASS 150	LF	145.0	\$ 40.00	\$5,800.00	\$20.00	\$2,900.00	\$20.90	\$3,030.50
103	1" TAPPING SADDLE & CORP STOP	EA	9.0	\$ 240.00	\$2,160.00	\$112.00	\$1,008.00	\$121.00	\$1,089.00
104	1.5" TAPPING SADDLE & CORP STOP	EA	2.0	\$ 490.00	\$980.00	\$207.00	\$414.00	\$231.00	\$462.00
105	1" CURB STOP & BOX	EA	7.0	\$ 350.00	\$2,450.00	\$183.00	\$1,281.00	\$198.00	\$1,386.00
106	1.5" CURB STOP & BOX	EA	2.0	\$ 500.00	\$1,000.00	\$274.00	\$548.00	\$302.50	\$605.00
107	ABANDON VALVE BOX	EA	16.0	\$ 90.00	\$1,440.00	\$55.00	\$880.00	\$66.00	\$1,056.00
108	CONNECT TO EXISTING WATER MAIN	EA	5.0	\$ 1,250.00	\$6,250.00	\$1,765.00	\$8,825.00	\$1,925.00	\$9,625.00
109	RECONNECT WATER SERVICE	EA	18.0	\$ 260.00	\$4,680.00	\$590.00	\$10,620.00	\$660.00	\$11,880.00
110	CATHODIC CONTROL TEST STATION, COMPLETE	EA	7.0	\$ 450.00	\$3,150.00	\$300.00	\$2,100.00	\$330.00	\$2,310.00
111	CATHODIC PROTECTION ANODE (18 LB - ZINC)	EA	140.0	\$ 250.00	\$35,000.00	\$191.00	\$26,740.00	\$209.00	\$29,260.00
112	12" RCP, CLASS III	LF	20.0	\$ 43.00	\$860.00	\$27.00	\$540.00	\$30.80	\$616.00
113	18" RCP, CLASS III	LF	1,432.0	\$ 55.00	\$78,760.00	\$32.00	\$45,824.00	\$36.30	\$51,981.60



114	24" RCP, CLASS III	LF	421.0	\$ 65.00	\$27,365.00	\$43.00	\$18,103.00	\$47.30	\$19,913.30
115	18" RCP, CLASS III, O-RING GASKETED	LF	200.0	\$ 60.00	\$12,000.00	\$38.00	\$7,600.00	\$41.80	\$8,360.00
116	24" RCP, CLASS III, O-RING GASKETED	LF	194.0	\$ 70.00	\$13,580.00	\$48.00	\$9,312.00	\$50.60	\$9,816.40
117	12" RCP, 15 DEGREE BEND	EA	1.0	\$ 450.00	\$450.00	\$272.00	\$272.00	\$302.50	\$302.50
118	DELETED			\$ 600.00	\$0.00	\$0.00	\$0.00	\$0.00	\$0.00
119	4' X 4' RCP JUNCTION BOX	EA	4.0	\$ 5,500.00	\$22,000.00	\$5,025.00	\$20,100.00	\$6,500.00	\$26,000.00
120	2' X 3' TYPE "B" INLET W/ VANED GRATE	EA	16.0	\$ 2,500.00	\$40,000.00	\$2,570.00	\$41,120.00	\$2,350.00	\$37,600.00
121	3' x 4' TYPE "B" INLET W/ VANED GRATE	EA	5.0	\$ 3,300.00	\$16,500.00	\$2,730.00	\$13,650.00	\$2,750.00	\$13,750.00
122	CONNECT TO EXISTING STORM SEWER MAIN	EA	6.0	\$ 750.00	\$4,500.00	\$125.00	\$750.00	\$220.00	\$1,320.00
123	DRAINAGE FABRIC	SY	50.0	\$ 4.50	\$225.00	\$3.00	\$150.00	\$3.30	\$165.00
124	EROSION, SEDIMENT, AND WATER POLLUTION C	LS	1.0	\$ 24,000.00	\$24,000.00	\$3,000.00	\$3,000.00	\$5,500.00	\$5,500.00
125	GRAVEL FILTER SOCK	LF	66.0	\$ 5.25	\$346.50	\$2.00	\$132.00	\$4.14	\$273.24
126	VEHICLE TRACKING CONTROL	LS	1.0	\$ 900.00	\$900.00	\$2,000.00	\$2,000.00	\$3,500.00	\$3,500.00
127	EROSION AND SEDIMENT CONTROL, INLET PROT	EA	31.0	\$ 140.00	\$4,340.00	\$110.00	\$3,410.00	\$125.00	\$3,875.00
128	EROSION AND SEDIMENT CONTROL, PERIMETER	LF	867.0	\$ 4.25	\$3,684.75	\$3.35	\$2,904.45	\$3.50	\$3,034.50
129	AGGREGATE BASE COARSE	T	243.5	\$ 25.00	\$6,086.25	\$19.00	\$4,625.55	\$20.90	\$5,088.11
130	GRAVEL CUSHION	T	3,199.0	\$ 21.00	\$67,179.00	\$19.00	\$60,781.00	\$20.90	\$66,859.10
131	GRAVEL SURFACING, TEMPORARY	T	200.0	\$ 25.00	\$5,000.00	\$19.00	\$3,800.00	\$20.90	\$4,180.00
132	MAINTAIN PUBLIC ACCESS	LS	1.0	\$ 5,000.00	\$5,000.00	\$2,000.00	\$2,000.00	\$7,200.00	\$7,200.00
133	WOVEN GEOTEXTILE SEPARATOR	SY	100.0	\$ 3.10	\$310.00	\$3.00	\$300.00	\$3.30	\$330.00

134	AC CLASS G, TYPE 1 PG64-28	T	114.8	\$ 135.00	\$15,498.00	\$110.00	\$12,628.00	\$121.00	\$13,890.80
135	PCC APPROACH PAVEMENT, 7" REINFORCED	SY	204.8	\$ 85.00	\$17,408.00	\$69.00	\$14,131.20	\$58.00	\$11,878.40
136	PCC PAVEMENT, 7" NON REINFORCED	SY	12,098.1	\$ 60.00	\$725,886.00	\$46.10	\$557,722.41	\$45.00	\$544,414.50
137	PCC DRIVEWAY PAVEMENT, 6" NONREINFORCED	SY	28.6	\$ 58.00	\$1,658.80	\$52.00	\$1,487.20	\$58.00	\$1,658.80
138	CONCRETE CURB & GUTTER, TYPE B6-7	LF	3,816.7	\$ 24.00	\$91,600.80	\$18.00	\$68,700.60	\$18.70	\$71,372.29
139	CONCRETE P7 CURB & GUTTER	LF	286.0	\$ 20.00	\$5,720.00	\$15.00	\$4,290.00	\$18.70	\$5,348.20
140	CONCRETE FILLET & PAN, 7" REINFORCED	SY	316.5	\$ 83.00	\$26,269.50	\$90.00	\$28,485.00	\$95.00	\$30,067.50
141	PCC PAVEMENT PANEL REPLACEMENT, 9"	SY	109.0	\$ 67.84	\$7,394.56	\$87.00	\$9,483.00	\$75.00	\$8,175.00
142	DOWEL BAR ASSEMBLY	EA	8,185.0	\$ 14.25	\$116,636.25	\$7.45	\$60,978.25	\$8.50	\$69,572.50
143	INSTALL #10 STEEL BAR IN CONCRETE	EA	28.0	\$ 13.70	\$383.60	\$30.65	\$858.20	\$20.00	\$560.00
144	INSTALL #5 STEEL BAR IN CONCRETE	EA	32.0	\$ 11.00	\$352.00	\$18.55	\$593.60	\$15.00	\$480.00
145	DETECTABLE WARNING PANEL	SF	200.0	\$ 31.25	\$6,250.00	\$27.70	\$5,540.00	\$30.00	\$6,000.00
146	RETAINING WALL: CAST IN PLACE CONCRETE NO	LF	463.3	\$ 83.09	\$38,495.60	\$47.00	\$21,775.10	\$110.00	\$50,963.00
147	STAIRCASE: CAST IN PLACE CONCRETE: 6" REIN	SF	344.0	\$ 18.00	\$6,192.00	\$18.00	\$6,192.00	\$140.00	\$48,160.00
148	ALUMINUM STEEL TUBE RAIL: HANDRAIL TYPE (P	LF	366.0	\$ 82.50	\$30,195.00	\$34.15	\$12,498.90	\$91.00	\$33,306.00
149	DELETED			\$ 275.00	\$0.00	\$0.00	\$0.00	\$0.00	\$0.00
150	SITE FURNISHING: COMMERCIAL TYPE BENCH (IN	EA	9.0	\$ 1,538.00	\$13,842.00	\$1,325.00	\$11,925.00	\$1,600.00	\$14,400.00
151	SITE FURNISHING: COMMERCIAL TYPE WASTE/R	EA	9.0	\$ 1,900.00	\$17,100.00	\$2,750.00	\$24,750.00	\$3,640.00	\$32,760.00
152	BICYCLE RACK: COMMERCIAL TYPE (INSTALLED)	EA	5.0	\$ 703.00	\$3,515.00	\$550.00	\$2,750.00	\$620.00	\$3,100.00
153	TREE GRATE: INSTALLED ARCHITECTURAL STYL	EA	2.0	\$ 3,196.00	\$6,392.00	\$2,750.00	\$5,500.00	\$1,980.00	\$3,960.00

154	TREE TRIMMING: CROWN RAISING/ CROWN THIN	EA	6.0	\$ 406.00	\$2,436.00	\$265.00	\$1,590.00	\$220.00	\$1,320.00
155	DECIDUOUS TREE- 2"-3" CALIPER - HONEYLOCUS	EA	31.0	\$ 463.50	\$14,368.50	\$410.00	\$12,710.00	\$450.00	\$13,950.00
156	IRRIGATION POINT OF CONNECTION, BFP/ METE	EA	3.0	\$ 4,500.00	\$13,500.00	\$3,500.00	\$10,500.00	\$3,850.00	\$11,550.00
157	IRRIGATION CONTROLLER: BASIC TYPE FOR EAC	EA	2.0	\$ 1,566.62	\$3,133.24	\$2,750.00	\$5,500.00	\$3,025.00	\$6,050.00
158	LANDSCAPE EDGING, ALUMINUM	LF	270.0	\$ 5.00	\$1,350.00	\$6.00	\$1,620.00	\$6.60	\$1,782.00
159	ORNAMENTAL GRASSES	EA	134.0	\$ 24.25	\$3,249.50	\$22.50	\$3,015.00	\$24.75	\$3,316.50
160	SHRUB: #2 CONTAINER	EA	49.0	\$ 46.39	\$2,273.11	\$34.50	\$1,690.50	\$38.00	\$1,862.00
161	GROUNDCOVER: PERENNIALS/GRASSES 12" TO	SF	5,300.0	\$ 12.00	\$63,600.00	\$0.60	\$3,180.00	\$0.66	\$3,498.00
162	LANDSCAPE BEDS: INCLUDES SOIL PREPARATIO	SF	16,032.0	\$ 2.25	\$36,072.00	\$0.80	\$12,825.60	\$0.88	\$14,108.16
163	DRIP IRRIGATION FOR LANDSCAPE BEDS IN NOD	SF	16,032.0	\$ 0.45	\$7,214.40	\$0.70	\$11,222.40	\$0.77	\$12,344.64
164	TURF AREAS	SF	22,554.0	\$ 0.85	\$19,170.90	\$0.98	\$22,102.92	\$1.08	\$24,358.32
165	IRRIGATION SLEEVES	LF	3,210.0	\$ 2.50	\$8,025.00	\$6.60	\$21,186.00	\$7.26	\$23,304.60
166	1" RIGID CONDUIT, SCHEDULE 40	LF	156.0	\$ 3.00	\$468.00	\$4.25	\$663.00	\$4.68	\$730.08
167	1" RIGID CONDUIT, SCHEDULE 80	LF	370.0	\$ 5.00	\$1,850.00	\$4.50	\$1,665.00	\$4.95	\$1,831.50
168	2" RIGID CONDUIT, SCHEDULE 40	LF	3,185.0	\$ 4.50	\$14,332.50	\$4.70	\$14,969.50	\$5.17	\$16,466.45
169	2" RIGID CONDUIT, SCHEDULE 80	LF	1,169.0	\$ 6.50	\$7,598.50	\$5.30	\$6,195.70	\$5.83	\$6,815.27
170	1/C #2 AWG COPPER WIRE	LF	3,225.0	\$ 4.00	\$12,900.00	\$1.50	\$4,837.50	\$1.65	\$5,321.25
171	1/C #6 AWG COPPER WIRE	LF	11,970.0	\$ 1.25	\$14,962.50	\$0.71	\$8,498.70	\$0.78	\$9,336.60
172	1/C #10 AWG COPPER	LF	6,021.0	\$ 0.65	\$3,913.65	\$0.43	\$2,589.03	\$0.47	\$2,829.87
173	1/C #12 AWG COPPER	LF	228.0	\$ 0.50	\$114.00	\$0.31	\$70.68	\$0.34	\$77.52

174	2/C #10 COPPER POLE AND BRACKET CABLE	LF	1,368.0	\$ 1.50	\$2,052.00	\$1.49	\$2,038.32	\$1.64	\$2,243.52
175	#16 AWG COPPER TWISTED SHIELDED PAIR	LF	1,039.0	\$ 1.00	\$1,039.00	\$0.53	\$550.67	\$0.58	\$602.62
176	13" X 24" NON-METALLIC JUNCTION BOX	EA	31.0	\$ 450.00	\$13,950.00	\$703.00	\$21,793.00	\$773.30	\$23,972.30
177	2' DIAMETER FOOTING	LF	162.0	\$ 120.00	\$19,440.00	\$127.00	\$20,574.00	\$139.74	\$22,637.88
178	ELECTRICAL SERVICE EQUIPMENT	EA	2.0	\$ 1,750.00	\$3,500.00	\$2,717.00	\$5,434.00	\$3,000.00	\$6,000.00
179	PEDESTRIAN PUSH BUTTON POLE	EA	3.0	\$ 330.00	\$990.00	\$647.00	\$1,941.00	\$711.70	\$2,135.10
180	PREFORMED DETECTOR LOOP	EA	7.0	\$ 625.00	\$4,375.00	\$367.00	\$2,569.00	\$403.70	\$2,825.90
181	RELOCATED SIGNAL EQUIPMENT	LS	1.0	\$ 1,000.00	\$1,000.00	\$168.00	\$168.00	\$184.80	\$184.80
182	DECORATIVE ROADWAY LUMINAIRE, 250W P/S M	EA	8.0	\$ 950.00	\$7,600.00	\$1,532.00	\$12,256.00	\$1,685.00	\$13,480.00
183	30' DECORATIVE ROADWAY POLE W/ ARM	EA	8.0	\$ 2,500.00	\$20,000.00	\$5,523.00	\$44,184.00	\$6,100.00	\$48,800.00
184	DECORATIVE PEDESTRIAN LUMINAIRE, 175W P/S	EA	13.0	\$ 750.00	\$9,750.00	\$1,100.00	\$14,300.00	\$1,210.00	\$15,730.00
185	14' DECORATIVE PEDESTRIAN POLE	EA	13.0	\$ 1,500.00	\$19,500.00	\$3,226.00	\$41,938.00	\$3,550.00	\$46,150.00
186	DECORATIVE PEDESTRIAN LUMINAIRES, (2)175W	EA	6.0	\$ 1,500.00	\$9,000.00	\$2,201.00	\$13,206.00	\$2,425.00	\$14,550.00
187	14' DECORATIVE PEDESTRIAN POLE W/ ARMS	EA	6.0	\$ 1,750.00	\$10,500.00	\$3,724.00	\$22,344.00	\$4,100.00	\$24,600.00
188	STEP LUMINAIRE	EA	6.0	\$ 300.00	\$1,800.00	\$331.00	\$1,986.00	\$365.00	\$2,190.00
189	IRRIGATION CONTROLLER	EA	2.0	\$ 500.00	\$1,000.00	\$500.00	\$1,000.00	\$1,980.00	\$3,960.00
190	PAVEMENT MARKING PAINT, 4" WHITE	LF	6,212.0	\$ 0.60	\$3,727.20	\$0.25	\$1,553.00	\$0.28	\$1,739.36

191	PAVEMENT MARKING PAINT, YELLOW CURB	LF	1,306.0	\$ 1.00	\$1,306.00	\$1.60	\$2,089.60	\$1.76	\$2,298.56
192	PAVEMENT MARKING PAINT, BLUE CURB	LF	283.0	\$ 1.00	\$283.00	\$3.00	\$849.00	\$3.30	\$933.90
193	PAVEMENT MARKING PAINT, HANDICAP SYMBOL	EA	9.0	\$ 101.00	\$909.00	\$35.00	\$315.00	\$38.50	\$346.50
194	COLD APPLIED PLASTIC PAVEMENT MARKING, 4"	LF	3,793.0	\$ 1.95	\$7,396.35	\$3.25	\$12,327.25	\$3.58	\$13,578.94
195	COLD APPLIED PLASTIC PAVEMENT MARKING, 12"	LF	688.0	\$ 6.85	\$4,712.80	\$8.00	\$5,504.00	\$6.60	\$4,540.80
196	COLD APPLIED PLASTIC PAVEMENT MARKING, 24"	LF	286.0	\$ 10.00	\$2,860.00	\$12.00	\$3,432.00	\$13.20	\$3,775.20
197	COLD APPLIED PLASTIC PAVEMENT MARKING, ALL	EA	3.0	\$ 140.00	\$420.00	\$200.00	\$600.00	\$220.00	\$660.00
198	COLD APPLIED PLASTIC PAVEMENT MARKING, S	EA	16.0	\$ 150.00	\$2,400.00	\$250.00	\$4,000.00	\$275.00	\$4,400.00
199	GROOVE FOR COLD APPLIED PLASTIC PAVEMENT	LF	3,793.0	\$ 2.00	\$7,586.00	\$0.50	\$1,896.50	\$0.55	\$2,086.15
200	GROOVE FOR COLD APPLIED PLASTIC PAVEMENT	LF	688.0	\$ 3.25	\$2,236.00	\$1.50	\$1,032.00	\$1.65	\$1,135.20
201	GROOVE FOR COLD APPLIED PLASTIC PAVEMENT	LF	286.0	\$ 5.00	\$1,430.00	\$3.00	\$858.00	\$3.30	\$943.80
202	GROOVE FOR COLD APPLIED PLASTIC PAVEMENT	EA	3.0	\$ 165.00	\$495.00	\$100.00	\$300.00	\$110.00	\$330.00
203	GROOVE FOR COLD APPLIED PLASTIC PAVEMENT	EA	16.0	\$ 165.00	\$2,640.00	\$100.00	\$1,600.00	\$110.00	\$1,760.00
204	PERMANENT SIGN	EA	59.0	\$ 225.00	\$13,275.00	\$100.00	\$5,900.00	\$110.00	\$6,490.00
205	SIGN POST	EA	59.0	\$ 75.00	\$4,425.00	\$75.00	\$4,425.00	\$82.50	\$4,867.50
206	TRAFFIC CONTROL	LS	1.0	\$ 24,000.00	\$24,000.00	\$12,000.00	\$12,000.00	\$15,000.00	\$15,000.00
207	PORTABLE CHANGEABLE MESSAGE BOARDS	EA	2.0	\$ 5,000.00	\$10,000.00	\$1,000.00	\$2,000.00	\$1,100.00	\$2,200.00
208	CONCRETE SIDEWALK, 4" THICKNESS	SF	13,321.0	\$ 5.50	\$73,265.50	\$6.20	\$82,590.20	\$6.00	\$79,926.00
209	AGGREGATE GRAVEL GROUND COVER	SF	1,042.0	\$ 2.50	\$2,605.00	\$1.00	\$1,042.00	\$1.19	\$1,239.98
210	COLORING CONCRETE SIDEWALK, 4" THICKNESS	SF	6,190.0	\$ 6.60	\$40,854.00	\$7.50	\$46,425.00	\$9.00	\$55,710.00

211	ROCK MULCH	CY	36.5	\$ 450.00	\$16,425.00	\$86.00	\$3,139.00	\$95.00	\$3,467.50
212	RETAINING WALL: CAST IN PLACE CONCRETE, ENGINEERED, HEIGHTS VARIES, 4' FOOTING	LF	336.7	\$ 225.00	\$75,757.50	\$95.00	\$31,986.50	\$150.00	\$50,505.00
213	15" RCP, CLASS III	LF	26.00	\$45.00	\$1,170.00	\$29.00	\$754.00	\$33.00	\$858.00
214	15" RCP, 45 DEGREE BEND	EA	1.00	\$450.00	\$450.00	\$665.00	\$665.00	\$770.00	\$770.00
215	METAL GRATE, STORM SEWER INLET	EA	2.0	\$ 250.00	\$500.00	\$574.00	\$1,148.00	\$715.00	\$1,430.00
216	3" RIGID CONDUIT, SCHEDULE 80	LF	80.0	\$ 8.50	\$680.00	\$6.70	\$536.00	\$7.36	\$588.80
217	1.5" SCHEDULE 40, PVC PIPE	LF	205.0	\$ 2.00	\$410.00	\$2.00	\$410.00	\$2.20	\$451.00
218	RETAINING WALL: CAST IN PLACE CONCRETE NO	LF	99.6	\$ 110.59	\$11,014.76	\$57.00	\$5,677.20	\$120.00	\$11,952.00
	<b>BASE BID</b>				<b>\$3,236,274.52</b>		<b>\$2,734,381.23</b>		<b>\$3,259,642.17</b>

ALTERNATE 1									
1	MOBILIZATION	LS	1.0	\$ 43,500.00	\$43,500.00	\$10,900.00	\$10,900.00	\$31,500.00	\$31,500.00
2	INCIDENTAL AND MISCELLANEOUS WORK	LS	1.0	\$ 31,500.00	\$31,500.00	\$20,000.00	\$20,000.00	\$15,000.00	\$15,000.00
3	INCIDENTAL (ELECTRICAL WORK)	LS	1.0	\$ 500.00	\$500.00	\$479.00	\$479.00	\$500.00	\$500.00
4	CONSTRUCTION STAKING	LS	1.0	\$ 8,800.00	\$8,800.00	\$9,800.00	\$9,800.00	\$11,500.00	\$11,500.00
5	REESTABLISH PROPERTY CORNERS	EA	2.0	\$ 175.00	\$350.00	\$120.00	\$240.00	\$150.00	\$300.00
6	REMOVE TREE, 6"-18"	EA	2.0	\$ 350.00	\$700.00	\$127.00	\$254.00	\$150.00	\$300.00
7	REMOVE TREE, 18"-24"	EA	6.0	\$ 620.00	\$3,720.00	\$210.00	\$1,260.00	\$230.00	\$1,380.00
8	REMOVE TREE, >24"	EA	2.0	\$ 1,000.00	\$2,000.00	\$355.00	\$710.00	\$400.00	\$800.00
9	CLEARING AND GRUBBING	LS	1.0	\$ 1,500.00	\$1,500.00	\$2,800.00	\$2,800.00	\$1,320.00	\$1,320.00
10	REMOVE SANITARY SEWER MAIN	LF	332.0	\$ 5.00	\$1,660.00	\$2.65	\$879.80	\$2.92	\$969.44
11	REMOVE SANITARY SEWER SERVICE LINE	LF	256.0	\$ 7.00	\$1,792.00	\$2.40	\$614.40	\$2.64	\$675.84
12	REMOVE EXISTING SANITARY SEWER MANHOLE	EA	1.0	\$ 600.00	\$600.00	\$300.00	\$300.00	\$330.00	\$330.00
13	REMOVE WATER MAIN	LF	199.0	\$ 7.00	\$1,393.00	\$4.00	\$796.00	\$4.62	\$919.38
14	REMOVE CURB STOP AND BOX	EA	6.0	\$ 110.00	\$660.00	\$90.00	\$540.00	\$103.40	\$620.40
15	REMOVE MISC. RCP STORM SEWER MAIN	LF	72.0	\$ 15.50	\$1,116.00	\$5.00	\$360.00	\$5.50	\$396.00
16	REMOVE STORM SEWER MANHOLE	EA	1.0	\$ 725.00	\$725.00	\$240.00	\$240.00	\$275.00	\$275.00
17	REMOVE AND DISPOSE OF TYPE "B" INLET	EA	1.0	\$ 400.00	\$400.00	\$120.00	\$120.00	\$132.00	\$132.00
18	REMOVE AREA INLET	EA	1.0	\$ 450.00	\$450.00	\$120.00	\$120.00	\$132.00	\$132.00
19	REMOVE CONTAMINATED SOIL	CY	20.0	\$ 55.00	\$1,100.00	\$40.00	\$800.00	\$44.00	\$880.00

20	REMOVE CONTAMINATED WATER	MGAL	1.0	\$ 75.00	\$75.00	\$1,000.00	\$1,000.00	\$1,100.00	\$1,100.00
21	REMOVE PERIMETER CONTROL	LF	360.0	\$ 1.30	\$468.00	\$0.85	\$306.00	\$1.10	\$396.00
22	REMOVE SEDIMENT	CY	20.0	\$ 75.00	\$1,500.00	\$10.00	\$200.00	\$11.00	\$220.00
23	REMOVE AC PAVEMENT	SY	46.0	\$ 5.00	\$230.00	\$2.30	\$105.80	\$2.53	\$116.38
24	REMOVE PCC PAVEMENT WITH AC OVERLAY	SY	3,026.0	\$ 7.50	\$22,695.00	\$3.45	\$10,439.70	\$3.80	\$11,498.80
25	REMOVE PCC DRIVEWAY PAVEMENT	SY	238.0	\$ 7.75	\$1,844.50	\$2.30	\$547.40	\$2.53	\$602.14
26	REMOVE PCC CURB AND GUTTER	LF	1,080.0	\$ 4.50	\$4,860.00	\$1.90	\$2,052.00	\$2.09	\$2,257.20
27	REMOVE PCC SIDEWALK	SF	3,915.0	\$ 1.60	\$6,264.00	\$0.70	\$2,740.50	\$0.44	\$1,722.60
28	REMOVE RETAINING WALL	LF	35.0	\$ 13.00	\$455.00	\$4.00	\$140.00	\$5.50	\$192.50
29	REMOVE AND DISPOSE OF MISC. CONCRETE	SF	606.0	\$ 6.00	\$3,636.00	\$1.00	\$606.00	\$1.10	\$666.60
30	REMOVE AND RESET FENCE	LF	78.0	\$ 19.00	\$1,482.00	\$15.00	\$1,170.00	\$38.50	\$3,003.00
31	REMOVE AND SALVAGE SIGN	EA	6.0	\$ 95.00	\$570.00	\$45.00	\$270.00	\$165.00	\$990.00
32	REMOVE MISCELLANEOUS MAILBOXES, BENCHE	LS	1.0	\$ 625.00	\$625.00	\$750.00	\$750.00	\$1,500.00	\$1,500.00
33	SALVAGE IRRIGATION COMPONENTS DURING DE	LS	1.0	\$ 625.00	\$625.00	\$400.00	\$400.00	\$440.00	\$440.00
34	AASHTO T-180 SOIL TEST	EA	3.0	\$ 175.00	\$525.00	\$150.00	\$450.00	\$200.00	\$600.00
35	EXCAVATION, UNCLASSIFIED	CY	955.0	\$ 8.00	\$7,640.00	\$10.00	\$9,550.00	\$11.00	\$10,505.00
36	EXCAVATION, UNCLASSIFIED-DIGOUTS	CY	50.0	\$ 11.50	\$575.00	\$10.00	\$500.00	\$11.00	\$550.00
37	EXCAVATION, ROCK (GRADING)	CY	20.0	\$ 50.00	\$1,000.00	\$10.00	\$200.00	\$12.10	\$242.00
38	CRUSHED ROCK	T	20.0	\$ 27.00	\$540.00	\$12.00	\$240.00	\$13.20	\$264.00
39	TYPE III FOUNDATION MATERIAL	CY	20.0	\$ 60.00	\$1,200.00	\$15.00	\$300.00	\$12.10	\$242.00



40	TYPE IV FOUNDATION MATERIAL	CY	20.0	\$ 40.00	\$800.00	\$15.00	\$300.00	\$12.10	\$242.00
41	EXCAVATION, UNDERCUT	CY	900.0	\$ 5.00	\$4,500.00	\$6.80	\$6,120.00	\$6.60	\$5,940.00
42	PLACING TOPSOIL	CY	225.0	\$ 6.00	\$1,350.00	\$8.75	\$1,968.75	\$22.00	\$4,950.00
43	TOPSOIL SALVAGE	CY	250.0	\$ 7.00	\$1,750.00	\$6.00	\$1,500.00	\$6.60	\$1,650.00
44	4" UNDERDRAIN LINE, PVC	LF	750.0	\$ 8.25	\$6,187.50	\$7.50	\$5,625.00	\$7.98	\$5,985.00
45	4" UNDERDRAIN LINE CLEANOUT/VENT	EA	2.0	\$ 200.00	\$400.00	\$235.00	\$470.00	\$275.00	\$550.00
46	PIPELINE ENCASEMENT	LF	139.0	\$ 45.00	\$6,255.00	\$42.00	\$5,838.00	\$46.20	\$6,421.80
47	WATER AND SEWER MAIN INSULATION	SF	5.0	\$ 6.10	\$30.50	\$5.00	\$25.00	\$3.74	\$18.70
48	CONTROLLED LOW STRENGTH BACKFILL MATER	CY	25.0	\$ 120.00	\$3,000.00	\$68.00	\$1,700.00	\$55.00	\$1,375.00
49	IMPORTED BORROW MATERIAL, (TRENCH)	CY	25.0	\$ 16.00	\$400.00	\$10.00	\$250.00	\$8.80	\$220.00
50	TYPE I BEDDING MATERIAL	T	25.0	\$ 20.00	\$500.00	\$13.00	\$325.00	\$12.10	\$302.50
51	TYPE II FOUNDATION MATERIAL	T	25.0	\$ 21.50	\$537.50	\$13.00	\$325.00	\$12.10	\$302.50
52	8" SANITARY SEWER MAIN (8' - 10')	LF	285.0	\$ 44.00	\$12,540.00	\$27.00	\$7,695.00	\$29.70	\$8,464.50
53	4" PVC SANITARY SEWER SERVICE LINE	LF	241.0	\$ 29.00	\$6,989.00	\$20.00	\$4,820.00	\$20.90	\$5,036.90
54	4" 45 DEGREE BEND, SANITARY SEWER SERVICE	EA	6.0	\$ 355.00	\$2,130.00	\$70.00	\$420.00	\$77.00	\$462.00
55	STANDARD MANHOLE 48" (0' - 6'), DROP MANHOL	EA	1.0	\$ 3,050.00	\$3,050.00	\$2,400.00	\$2,400.00	\$2,640.00	\$2,640.00
56	EXTRA MANHOLE DEPTH (48")	VF	2.5	\$ 240.00	\$600.00	\$180.00	\$450.00	\$198.00	\$495.00
57	4" PVC SANITARY SEWER CLEANOUT	EA	6.0	\$ 195.00	\$1,170.00	\$150.00	\$900.00	\$165.00	\$990.00
58	CONNECT TO EXISTING SANITARY SEWER MAIN	EA	1.0	\$ 600.00	\$600.00	\$760.00	\$760.00	\$825.00	\$825.00
59	RECONNECT SANITARY SEWER SERVICE	EA	7.0	\$ 360.00	\$2,520.00	\$200.00	\$1,400.00	\$220.00	\$1,540.00

60	ADJUST MANHOLE RING AND COVER	EA	3.0	\$ 450.00	\$1,350.00	\$550.00	\$1,650.00	\$165.00	\$495.00
61	BYPASS PUMPING	LS	1.0	\$ 3,500.00	\$3,500.00	\$850.00	\$850.00	\$385.00	\$385.00
62	6" PVC WATER MAIN C-900, DR 18	LF	13.0	\$ 35.00	\$455.00	\$26.00	\$338.00	\$28.60	\$371.80
63	8" PVC WATER MAIN C-900, DR 18	LF	136.0	\$ 37.00	\$5,032.00	\$27.00	\$3,672.00	\$29.70	\$4,039.20
64	12" PVC WATER MAIN C-900, DR 18	LF	493.0	\$ 60.00	\$29,580.00	\$36.00	\$17,748.00	\$39.60	\$19,522.80
65	8" 45 DEGREE BEND	EA	2.0	\$ 452.00	\$904.00	\$580.00	\$1,160.00	\$627.00	\$1,254.00
66	12" 11.25 DEGREE BEND	EA	1.0	\$ 675.00	\$675.00	\$827.00	\$827.00	\$902.00	\$902.00
67	12" 22.5 DEGREE BEND	EA	2.0	\$ 700.00	\$1,400.00	\$840.00	\$1,680.00	\$913.00	\$1,826.00
68	12" 45 DEGREE BEND	EA	4.0	\$ 725.00	\$2,900.00	\$860.00	\$3,440.00	\$935.00	\$3,740.00
69	6" MJ PLUG	EA	1.0	\$ 300.00	\$300.00	\$390.00	\$390.00	\$385.00	\$385.00
70	8" MJ PLUG	EA	1.0	\$ 310.00	\$310.00	\$420.00	\$420.00	\$440.00	\$440.00
71	8" X 6" REDUCER	EA	1.0	\$ 500.00	\$500.00	\$440.00	\$440.00	\$462.00	\$462.00
72	8" X 8" X 6" TEE	EA	1.0	\$ 660.00	\$660.00	\$815.00	\$815.00	\$891.00	\$891.00
73	12" X 12" X 6" TEE	EA	1.0	\$ 900.00	\$900.00	\$930.00	\$930.00	\$990.00	\$990.00
74	12" X 12" X 8" TEE	EA	2.0	\$ 1,000.00	\$2,000.00	\$980.00	\$1,960.00	\$1,045.00	\$2,090.00
75	20" X 20" X 12" TAPPING TEE	EA	1.0	\$ 7,500.00	\$7,500.00	\$8,000.00	\$8,000.00	\$8,910.00	\$8,910.00
76	4" GATE VALVE W/ BOX	EA	1.0	\$ 1,325.00	\$1,325.00	\$810.00	\$810.00	\$880.00	\$880.00
77	8" GATE VALVE W/ BOX	EA	2.0	\$ 1,675.00	\$3,350.00	\$1,550.00	\$3,100.00	\$1,705.00	\$3,410.00
78	12" GATE VALVE W/ BOX	EA	1.0	\$ 3,325.00	\$3,325.00	\$2,680.00	\$2,680.00	\$2,860.00	\$2,860.00
79	FIRE HYDRANT W/AUX VALVE, BOX & LEAD	EA	1.0	\$ 4,500.00	\$4,500.00	\$4,100.00	\$4,100.00	\$4,510.00	\$4,510.00

80	1" COPPER WATER SERVICE	LF	80.0	\$ 32.00	\$2,560.00	\$20.00	\$1,600.00	\$22.00	\$1,760.00
81	2" COPPER WATER SERVICE	LF	11.0	\$ 46.00	\$506.00	\$28.00	\$308.00	\$30.80	\$338.80
82	4" PVC WATER SERVICE C-900, DR 18	LF	18.0	\$ 40.00	\$720.00	\$21.00	\$378.00	\$23.10	\$415.80
83	1" TAPPING SADDLE & CORP STOP	EA	6.0	\$ 240.00	\$1,440.00	\$112.00	\$672.00	\$126.50	\$759.00
84	2" TAPPING SADDLE & CORP STOP	EA	1.0	\$ 380.00	\$380.00	\$550.00	\$550.00	\$687.50	\$687.50
85	1" CURB STOP & BOX	EA	5.0	\$ 350.00	\$1,750.00	\$180.00	\$900.00	\$198.00	\$990.00
86	2" CURB STOP & BOX	EA	1.0	\$ 545.00	\$545.00	\$380.00	\$380.00	\$412.50	\$412.50
87	ABANDON VALVE BOX	EA	2.0	\$ 90.00	\$180.00	\$60.00	\$120.00	\$66.00	\$132.00
88	CONNECT TO EXISTING WATER MAIN	EA	2.0	\$ 1,250.00	\$2,500.00	\$1,700.00	\$3,400.00	\$1,925.00	\$3,850.00
89	RECONNECT <sup>®</sup> WATER SERVICE	EA	7.0	\$ 260.00	\$1,820.00	\$530.00	\$3,710.00	\$605.00	\$4,235.00
90	CATHODIC CONTROL TEST STATION, COMPLETE	EA	1.0	\$ 450.00	\$450.00	\$300.00	\$300.00	\$330.00	\$330.00
91	CATHODIC PROTECTION ANODE (18 LB - ZINC)	EA	38.0	\$ 250.00	\$9,500.00	\$192.00	\$7,296.00	\$209.00	\$7,942.00
92	18" RCP, CLASS III	LF	374.0	\$ 55.00	\$20,570.00	\$32.00	\$11,968.00	\$36.30	\$13,576.20
93	2' X 3' TYPE "B" INLET, WITH VANED GRATE	EA	6.0	\$ 2,500.00	\$15,000.00	\$2,570.00	\$15,420.00	\$2,750.00	\$16,500.00
94	CONNECT TO EXISTING STORM SEWER MAIN	EA	1.0	\$ 750.00	\$750.00	\$740.00	\$740.00	\$825.00	\$825.00
95	DRAINAGE FABRIC	SY	20.0	\$ 4.50	\$90.00	\$3.00	\$60.00	\$3.30	\$66.00
96	EROSION, SEDIMENT, AND WATER POLLUTION C	LS	1.0	\$ 5,900.00	\$5,900.00	\$1,200.00	\$1,200.00	\$550.00	\$550.00
97	GRAVEL FILTER SOCKS	LF	40.0	\$ 5.25	\$210.00	\$2.00	\$80.00	\$4.13	\$165.20
98	VEHICLE TRACKING CONTROL	LS	1.0	\$ 900.00	\$900.00	\$750.00	\$750.00	\$3,500.00	\$3,500.00
99	EROSION AND SEDIMENT CONTROL, INLET PROT	EA	7.0	\$ 140.00	\$980.00	\$110.00	\$770.00	\$125.00	\$875.00

100	EROSION AND SEDIMENT CONTROL, PERIMETER	LF	428.0	\$ 4.25	\$1,819.00	\$3.35	\$1,433.80	\$3.69	\$1,579.32
101	AGGREGATE BASE COURSE	T	18.3	\$ 25.00	\$456.75	\$19.00	\$347.13	\$20.89	\$381.66
102	GRAVEL CUSHION	T	946.7	\$ 21.00	\$19,880.70	\$19.00	\$17,987.30	\$20.90	\$19,786.03
103	GRAVEL SURFACING, TEMPORARY	T	40.0	\$ 25.00	\$1,000.00	\$19.00	\$760.00	\$20.90	\$836.00
104	MAINTAIN PUBLIC ACCESS	LS	1.0	\$ 1,500.00	\$1,500.00	\$2,000.00	\$2,000.00	\$2,750.00	\$2,750.00
105	WOVEN GEOTEXTILE SEPARATOR	SY	25.0	\$ 3.10	\$77.50	\$3.00	\$75.00	\$3.30	\$82.50
106	AC CLASS G, TYPE 1 PG64-28	T	95.2	\$ 135.00	\$12,852.00	\$110.00	\$10,472.00	\$121.00	\$11,519.20
107	PCC APPROACH PAVEMENT, 7" REINFORCED	SY	59.9	\$ 85.00	\$5,091.50	\$69.00	\$4,133.10	\$65.00	\$3,893.50
108	PCC PAVEMENT, 7" NON REINFORCED	SY	3,052.1	\$ 60.00	\$183,126.00	\$46.10	\$140,701.81	\$42.00	\$128,188.20
109	PCC DRIVEWAY PAVEMENT, 6" NONREINFORCED	SY	94.2	\$ 58.00	\$5,463.60	\$52.00	\$4,898.40	\$50.00	\$4,710.00
110	CONCRETE CURB & GUTTER, TYPE B6-7	LF	900.6	\$ 24.00	\$21,614.40	\$18.50	\$16,661.10	\$19.00	\$17,111.40
111	CONCRETE CURB & GUTTER, TYPE BL6-7	LF	11.2	\$ 24.00	\$268.80	\$18.50	\$207.20	\$19.00	\$212.80
112	CONCRETE P7 CURB & GUTTER	LF	89.8	\$ 24.00	\$2,155.20	\$15.00	\$1,347.00	\$19.00	\$1,706.20
113	CONCRETE FILLET & PAN, 7" REINFORCED	SY	155.3	\$ 83.00	\$12,889.90	\$90.45	\$14,046.89	\$90.00	\$13,977.00
114	DOWEL BAR ASSEMBLY	EA	2,088.0	\$ 14.25	\$29,754.00	\$7.45	\$15,555.60	\$8.30	\$17,330.40
115	DETECTABLE WARNING PANEL	SF	48.0	\$ 31.25	\$1,500.00	\$27.70	\$1,329.60	\$35.00	\$1,680.00
116	RETAINING WALL: CAST IN PLACE CONCRETE EN	LF	54.0	\$ 225.00	\$12,150.00	\$75.00	\$4,050.00	\$70.00	\$3,780.00
117	SEGMENTAL UNIT RETAINING WALL	LF	94.0	\$ 45.00	\$4,230.00	\$40.00	\$3,760.00	\$65.00	\$6,110.00
118	STAIRCASE: CAST IN PLACE CONCRETE: 6" REIN	SF	163.0	\$ 18.00	\$2,934.00	\$18.00	\$2,934.00	\$125.00	\$20,375.00
119	ALUMINUM OR STEEL TUBE RAIL: HANDRAIL TYP	LF	45.0	\$ 82.50	\$3,712.50	\$44.44	\$1,999.80	\$100.00	\$4,500.00


120	DELETED			\$ 275.00	\$0.00	\$0.00	\$0.00	\$0.00	\$0.00
121	TREE TRIMMING: CROWN RAISING CROWN THIN	EA	2.0	\$ 406.00	\$812.00	\$265.00	\$530.00	\$220.00	\$440.00
122	SHRUB PRUNNING, TO 30" HEIGHT	EA	25.0	\$ 60.00	\$1,500.00	\$40.00	\$1,000.00	\$44.00	\$1,100.00
123	DECIDUOUS TREE- 2"-3" CALIPER - HONEYLOCUS	EA	8.0	\$ 463.50	\$3,708.00	\$410.00	\$3,280.00	\$451.00	\$3,808.00
124	DECIDUOUS TREE- 2"-3" CALIPER - REDMOND LIN	EA	3.0	\$ 463.50	\$1,390.50	\$390.00	\$1,170.00	\$429.00	\$1,287.00
125	DECIDUOUS TREE- 5 GAL - RUSSIAN OLIVE	EA	1.0	\$ 200.00	\$200.00	\$75.00	\$75.00	\$82.50	\$82.50
126	IRRIGATION POINT OF CONNECTION, BFP/ METE	EA	1.0	\$ 2,250.00	\$2,250.00	\$3,500.00	\$3,500.00	\$3,850.00	\$3,850.00
127	LANDSCAPE EDGING, ALUMINUM	LF	40.0	\$ 5.00	\$200.00	\$6.00	\$240.00	\$6.60	\$264.00
128	ORNAMENTAL GRASSES	EA	15.0	\$ 24.25	\$363.75	\$22.50	\$337.50	\$24.78	\$371.70
129	SHRUB: #2 CONTAINER	EA	39.0	\$ 46.39	\$1,809.21	\$34.50	\$1,345.50	\$37.96	\$1,480.44
130	GROUNDCOVER: PERENNIALS/GRASSES 12" - 18"	SF	975.0	\$ 12.00	\$11,700.00	\$0.60	\$585.00	\$0.66	\$643.50
131	LANDSCAPE BEDS: INCLUDES SOIL PREPARATIO	SF	1,884.0	\$ 2.25	\$4,239.00	\$0.80	\$1,507.20	\$0.88	\$1,657.92
132	DRIP IRRIGATION FOR LANDSCAPE BEDS IN NOD	SF	1,884.0	\$ 0.45	\$847.80	\$0.70	\$1,318.80	\$0.77	\$1,450.68
133	TURF AREAS	SF	12,370.0	\$ 0.85	\$10,514.50	\$0.98	\$12,122.60	\$1.08	\$13,359.60
134	IRRIGATION SLEEVES	LF	192.0	\$ 2.50	\$480.00	\$8.10	\$1,555.20	\$8.91	\$1,710.72
135	1" RIGID CONDUIT, SCHEDULE 40	LF	7.0	\$ 3.00	\$21.00	\$4.35	\$30.45	\$4.72	\$33.04
136	2" RIGID CONDUIT, SCHEDULE 40	LF	453.0	\$ 4.50	\$2,038.50	\$5.02	\$2,274.06	\$5.52	\$2,500.56
137	2" RIGID CONDUIT, SCHEDULE 80	LF	244.0	\$ 6.50	\$1,586.00	\$5.57	\$1,359.08	\$6.13	\$1,495.72
138	DELETED			\$ 10.00	\$0.00	\$0.00	\$0.00	\$0.00	\$0.00
139	1/C #2 AWG COPPER WIRE	LF	719.0	\$ 4.00	\$2,876.00	\$1.58	\$1,136.02	\$1.74	\$1,251.06

140	1/C #6 AWG COPPER WIRE	LF	6,039.0	\$ 1.25	\$7,548.75	\$0.74	\$4,468.86	\$0.81	\$4,891.59
141	1/C #10 AWG COPPER	LF	1,186.0	\$ 0.65	\$770.90	\$0.45	\$533.70	\$0.46	\$545.56
142	2/C COPPER POLE AND BRACKET CABLE	LF	120.0	\$ 1.50	\$180.00	\$1.57	\$188.40	\$1.73	\$207.60
143	13" X 24" NON-METALLIC JUNCTION BOX	EA	4.0	\$ 450.00	\$1,800.00	\$740.00	\$2,960.00	\$814.00	\$3,256.00
144	2' DIAMETER FOOTING	LF	18.0	\$ 120.00	\$2,160.00	\$112.00	\$2,016.00	\$123.20	\$2,217.60
145	DECORATIVE ROADWAY LUMINAIRE, 250W P/S M	EA	3.0	\$ 950.00	\$2,850.00	\$1,744.00	\$5,232.00	\$1,920.00	\$5,760.00
146	30' DECORATIVE ROADWAY POLE W/ ARM	EA	3.0	\$ 2,500.00	\$7,500.00	\$5,804.00	\$17,412.00	\$6,385.00	\$19,155.00
147	IRRIGATION CONTROLLERS	EA	1.0	\$ 300.00	\$300.00	\$3,250.00	\$3,250.00	\$3,025.00	\$3,025.00
148	PAVEMENT MARKING PAINT, 4" WHITE	EA	880.0	\$ 0.60	\$528.00	\$0.25	\$220.00	\$0.28	\$246.40
149	PAVEMENT MARKING PAINT, YELLOW CURB	EA	326.0	\$ 1.00	\$326.00	\$1.50	\$489.00	\$1.65	\$537.90
150	COLD APPLIED PLASTIC PAVEMENT MARKING, 4"	LF	1,005.0	\$ 1.95	\$1,959.75	\$3.25	\$3,266.25	\$3.58	\$3,597.90
151	COLD APPLIED PLASTIC PAVEMENT MARKING, 12"	LF	282.0	\$ 6.85	\$1,931.70	\$6.00	\$1,692.00	\$6.60	\$1,861.20
152	COLD APPLIED PLASTIC PAVEMENT MARKING, S	EA	4.0	\$ 150.00	\$600.00	\$250.00	\$1,000.00	\$275.00	\$1,100.00
153	GROOVE FOR COLD APPLIED PLASTIC PAVEMENT	LF	1,005.0	\$ 2.00	\$2,010.00	\$0.50	\$502.50	\$0.55	\$552.75
154	GROOVE FOR COLD APPLIED PLASTIC PAVEMENT	LF	282.0	\$ 3.25	\$916.50	\$1.50	\$423.00	\$1.65	\$465.30
155	GROOVE FOR COLD APPLIED PLASTIC PAVEMENT	EA	4.0	\$ 165.00	\$660.00	\$100.00	\$400.00	\$110.00	\$440.00
156	PERMANENT SIGN	EA	12.0	\$ 225.00	\$2,700.00	\$100.00	\$1,200.00	\$110.00	\$1,320.00
157	SIGN POST	EA	12.0	\$ 75.00	\$900.00	\$75.00	\$900.00	\$82.50	\$990.00
158	TRAFFIC CONTROL	LS	1.0	\$ 5,900.00	\$5,900.00	\$2,000.00	\$2,000.00	\$2,500.00	\$2,500.00
159	CONCRETE SIDEWALK, 4" THICKNESS	SF	1,768.0	\$ 5.50	\$9,724.00	\$6.20	\$10,961.60	\$6.00	\$10,608.00

160	AGGREGATE GRAVEL GROUNDCOVER	SF	1,099.0	\$ 2.50	\$2,747.50	\$1.00	\$1,099.00	\$1.19	\$1,307.81
161	COLORED CONCRETE SIDEWALK, 4" THICKNESS	SF	600.0	\$ 6.50	\$3,900.00	\$7.50	\$4,500.00	\$9.00	\$5,400.00
162	GRAVEL SURFACING	SF	2,082.0	\$ 2.50	\$5,205.00	\$0.40	\$832.80	\$0.55	\$1,145.10
163	1.5" SCHEDULE 40, PVC PIPE	LF	205.0	\$ 2.00	\$410.00	\$2.00	\$410.00	\$2.20	\$451.00
164	RETAINING WALL: CAST IN PLACE CONCRETE NC	LF	92.80	\$83.09	\$7,710.75	\$46.00	\$4,268.80	\$95.00	\$8,816.00
165	<b>ALTERNATE 1 TOTAL</b>				<b>\$784,342.21</b>		<b>\$580,376.40</b>		<b>\$647,216.34</b>
<b>TOTAL BASE BID PLUS ALTERNATE 1 BID</b>									
					\$4,020,616.73		\$3,314,757.63		\$3,906,858.51

CONSULTANT


I certify that, to the best of my knowledge, this is a true tabulation of bids received for this project.

  
 Mike Kowey, PE  
 Four Front Design, Inc.

4/11/13  
 Date

CITY OF RAPID CITY

I certify that, to the best of my knowledge, this is a true tabulation of bids received for this project.



4/11/13

Todd Peckosh, PE  
 Project Manager

Date