

CITY OF RAPID CITY CONSTRUCTION CHANGE ORDER #5

CANYON LAKE DRIVE RECONSTRUCTION

PROJECT NO. WTP10-878 / CIP NO. 50004

JUNE 25, 2012

ORIGINAL CONTRACT AMOUNT: \$9,094,828.03

CONTRACTOR: RCS CONSTRUCTION INC

LINE ITEM	DESCRIPTION	UNIT	CURRENT CONTRACT QUANTITY	UNIT PRICE	EXTENDED PRICE	ADJUSTED QUANTITY	ADJUSTED PRICE	NET CHANGE
1	MOBILIZATION	LS	1.00	\$624,461.41	\$624,461.41	1.00	\$624,461.41	\$0.00
2	INCIDENTAL	LS	1.00	\$485,295.77	\$485,295.77	1.00	\$485,295.77	\$0.00
3	CONSTRUCTION STAKING	LS	1.00	\$105,133.87	\$105,133.87	1.00	\$105,133.87	\$0.00
4	REESTABLISH PROPERTY CORNERS	EA	20.00	\$120.48	\$2,409.60	20.00	\$2,409.60	\$0.00
5	ENGINEERS TRAILER	LS	1.00	\$3,409.75	\$3,409.75	1.00	\$3,409.75	\$0.00
6	CLEARING & GRUBBING, TREES, 6"-18"	EA	21.00	\$236.37	\$4,963.77	21.00	\$4,963.77	\$0.00
7	CLEARING & GRUBBING, TREES, 24"+	EA	10.00	\$339.11	\$3,391.10	10.00	\$3,391.10	\$0.00
8	CLEARING & GRUBBING, STUMP	EA	13.00	\$164.55	\$2,139.15	13.00	\$2,139.15	\$0.00
9	CLEARING & GRUBBING	LS	1.00	\$1,645.55	\$1,645.55	1.00	\$1,645.55	\$0.00
10	REMOVE MANHOLE	EA	24.00	\$657.04	\$15,768.96	24.00	\$15,768.96	\$0.00
11	REMOVE & SALVAGE FIRE HYDRANT & AUX VALVE	EA	14.00	\$657.04	\$9,198.56	14.00	\$9,198.56	\$0.00
12	REMOVE/ABANDON WATER VALVE & BOX	EA	49.00	\$102.73	\$5,033.77	49.00	\$5,033.77	\$0.00
13	REMOVE STORM SEWER MAIN (CCO4)	LF	3,448.00	\$9.77	\$33,686.96	3,448.00	\$33,686.96	\$0.00
14	REMOVE STORM SEWER JUNCTION BOX	EA	7.00	\$388.69	\$2,720.83	7.00	\$2,720.83	\$0.00
15	REMOVE TYPE "B" INLET	EA	32.00	\$229.19	\$7,334.08	32.00	\$7,334.08	\$0.00
16	REMOVE TYPE "E" INLET	EA	11.00	\$312.56	\$3,438.16	11.00	\$3,438.16	\$0.00
17	REMOVE AC PAVEMENT	SY	6,928.00	\$2.58	\$17,874.24	6,928.00	\$17,874.24	\$0.00
18	REMOVE AC DRIVEWAY	SY	1,813.00	\$2.58	\$4,677.54	1,813.00	\$4,677.54	\$0.00

LINE ITEM	DESCRIPTION	UNIT	CURRENT CONTRACT QUANTITY	UNIT PRICE	EXTENDED PRICE	ADJUSTED QUANTITY	ADJUSTED PRICE	NET CHANGE
19	REMOVE PCC PAVEMENT	SY	25,742.00	\$2.78	\$71,562.76	25,742.00	\$71,562.76	\$0.00
20	REMOVE PCC APPROACH PAVEMENT	SY	2,472.00	\$2.78	\$6,872.16	2,472.00	\$6,872.16	\$0.00
21	REMOVE PCC DRIVEWAY PAVEMENT	SY	623.00	\$2.78	\$1,731.94	623.00	\$1,731.94	\$0.00
22	REMOVE CONCRETE CURB & GUTTER	LF	10,602.00	\$2.66	\$28,201.32	10,602.00	\$28,201.32	\$0.00
23	REMOVE CONCRETE FILLET & PAN	SY	590.00	\$2.78	\$1,640.20	590.00	\$1,640.20	\$0.00
24	REMOVE CONCRETE SIDEWALK	SF	51,502.00	\$2.47	\$127,209.94	51,502.00	\$127,209.94	\$0.00
25	REMOVE RETAINING WALL	LF	1,904.00	\$7.81	\$14,870.24	1,904.00	\$14,870.24	\$0.00
26	REPLACE WOOD WALL	LF	117.00	\$20.26	\$2,370.42	117.00	\$2,370.42	\$0.00
27	REMOVE & REPLACE PCC PANEL, 7"	SY	142.00	\$66.53	\$9,447.26	142.00	\$9,447.26	\$0.00
28	REMOVE AND RESET PLAYGROUND EQUIPMENT	LS	1.00	\$4,286.54	\$4,286.54	1.00	\$4,286.54	\$0.00
29	REMOVE FENCE	LF	426.00	\$2.27	\$967.02	426.00	\$967.02	\$0.00
30	REMOVE CHAIN LINK FENCE	LF	864.00	\$2.17	\$1,874.88	864.00	\$1,874.88	\$0.00
31	RESET CHAIN LINK FENCE	LF	864.00	\$3.82	\$3,300.48	864.00	\$3,300.48	\$0.00
32	RESET FENCE	LF	99.00	\$10.23	\$1,012.77	99.00	\$1,012.77	\$0.00
33	REMOVE AND RESET MAILBOX	EA	107.00	\$223.46	\$23,910.22	107.00	\$23,910.22	\$0.00
34	REMOVE AND REPLACE POST	EA	66.00	\$60.64	\$4,002.24	66.00	\$4,002.24	\$0.00
35	REMOVE AND SALVAGE SIGN	EA	61.00	\$56.83	\$3,466.63	61.00	\$3,466.63	\$0.00
36	EXCAVATION, UNCLASSIFIED	CY	28,771.00	\$4.48	\$128,894.08	28,771.00	\$128,894.08	\$0.00
37	CRUSHED ROCK	T	500.00	\$18.05	\$9,025.00	500.00	\$9,025.00	\$0.00
38	UNDERCUT	CY	17,035.00	\$5.16	\$87,900.60	17,035.00	\$87,900.60	\$0.00
39	PLACING TOPSOIL	CY	1,369.00	\$5.35	\$7,324.15	1,369.00	\$7,324.15	\$0.00
40	SODDING	SY	7,108.00	\$7.33	\$52,101.64	7,108.00	\$52,101.64	\$0.00

LINE ITEM	DESCRIPTION	UNIT	CURRENT CONTRACT QUANTITY	UNIT PRICE	EXTENDED PRICE	ADJUSTED QUANTITY	ADJUSTED PRICE	NET CHANGE
41	HAULING AND PLACING CO-COMPOST	CY	342.00	\$25.48	\$8,714.16	342.00	\$8,714.16	\$0.00
42	SEEDING, FERTILIZING, & MULCHING	SY	5,214.00	\$1.70	\$8,863.80	5,214.00	\$8,863.80	\$0.00
43	4" UNDERDRAIN	LF	10,582.00	\$8.90	\$94,179.80	10,582.00	\$94,179.80	\$0.00
44	4" UNDERDRAIN TERMINATION CLEANOUT	EA	12.00	\$294.76	\$3,537.12	12.00	\$3,537.12	\$0.00
45	EXCAVATION, ROCK (TRENCH)	CY	500.00	\$28.42	\$14,210.00	500.00	\$14,210.00	\$0.00
46	PIPELINE ENCASEMENT	LF	2,000.00	\$46.72	\$93,440.00	2,000.00	\$93,440.00	\$0.00
47	WATER MAIN INSULATION	SF	750.00	\$5.13	\$3,847.50	750.00	\$3,847.50	\$0.00
48	CONTROLLED LOW STRENGTH MATERIAL	CY	300.00	\$107.33	\$32,199.00	300.00	\$32,199.00	\$0.00
49	4" PVC WATER MAIN C-900, CLASS 235, DR 18	LF	31.00	\$25.16	\$779.96	31.00	\$779.96	\$0.00
50	16" PVC WATER MAIN C-905, CLASS 235, DR 18	LF	28.00	\$47.53	\$1,330.84	28.00	\$1,330.84	\$0.00
51	20" PVC WATER MAIN C-905, CLASS 235, DR 18	LF	6,400.00	\$65.42	\$418,688.00	6,400.00	\$418,688.00	\$0.00
52	4" 90 DEGREE BEND	EA	1.00	\$208.21	\$208.21	1.00	\$208.21	\$0.00
53	6" 11.25 DEGREE BEND	EA	1.00	\$282.69	\$282.69	1.00	\$282.69	\$0.00
54	6" 22.5 DEGREE BEND	EA	1.00	\$280.68	\$280.68	1.00	\$280.68	\$0.00
55	6" 45 DEGREE BEND (CCO5)	EA	25.00	\$282.54	\$7,063.50	27.00	\$7,628.58	\$565.08
56	6" 90 DEGREE BEND	EA	3.00	\$297.60	\$892.80	3.00	\$892.80	\$0.00
57	8" 11.25 DEGREE BEND	EA	5.00	\$331.64	\$1,658.20	5.00	\$1,658.20	\$0.00
58	8" 22.5 DEGREE BEND	EA	9.00	\$339.34	\$3,054.06	9.00	\$3,054.06	\$0.00
59	8" 45 DEGREE BEND	EA	45.00	\$341.26	\$15,356.70	45.00	\$15,356.70	\$0.00
60	8" 90 DEGREE BEND	EA	3.00	\$364.32	\$1,092.96	3.00	\$1,092.96	\$0.00
61	10" 11.25 DEGREE BEND	EA	2.00	\$465.96	\$931.92	2.00	\$931.92	\$0.00
62	10" 22.5 DEGREE BEND	EA	1.00	\$477.50	\$477.50	1.00	\$477.50	\$0.00

LINE ITEM	DESCRIPTION	UNIT	CURRENT CONTRACT QUANTITY	UNIT PRICE	EXTENDED PRICE	ADJUSTED QUANTITY	ADJUSTED PRICE	NET CHANGE
63	10" 45 DEGREE BEND	EA	11.00	\$481.34	\$5,294.74	11.00	\$5,294.74	\$0.00
64	10" 90 DEGREE BEND	EA	3.00	\$525.55	\$1,576.65	3.00	\$1,576.65	\$0.00
65	12" 11.25 DEGREE BEND	EA	3.00	\$546.07	\$1,638.21	3.00	\$1,638.21	\$0.00
66	12" 22.5 DEGREE BEND	EA	4.00	\$565.30	\$2,261.20	4.00	\$2,261.20	\$0.00
67	12" 45 DEGREE BEND	EA	13.00	\$590.28	\$7,673.64	13.00	\$7,673.64	\$0.00
68	12" 90 DEGREE BEND	EA	2.00	\$630.64	\$1,261.28	2.00	\$1,261.28	\$0.00
69	16" 45 DEGREE BEND	EA	2.00	\$1,079.35	\$2,158.70	2.00	\$2,158.70	\$0.00
70	20" 11.25 DEGREE BEND	EA	3.00	\$1,513.78	\$4,541.34	3.00	\$4,541.34	\$0.00
71	20" 22.5 DEGREE BEND	EA	3.00	\$1,591.04	\$4,773.12	3.00	\$4,773.12	\$0.00
72	20" 45 DEGREE BEND	EA	6.00	\$1,513.47	\$9,080.82	6.00	\$9,080.82	\$0.00
73	20" 90 DEGREE BEND	EA	2.00	\$3,460.11	\$6,920.22	2.00	\$6,920.22	\$0.00
74	20" FLEXIBLE COUPLING	EA	15.00	\$1,947.54	\$29,213.10	15.00	\$29,213.10	\$0.00
75	12" HIGH DEFLECTION COUPLING	EA	1.00	\$557.80	\$557.80	1.00	\$557.80	\$0.00
76	6" MJ PLUG	EA	0.00	\$161.02	\$0.00	0.00	\$0.00	\$0.00
77	8" MJ PLUG	EA	1.00	\$183.24	\$183.24	1.00	\$183.24	\$0.00
78	12" MJ PLUG	EA	1.00	\$225.44	\$225.44	1.00	\$225.44	\$0.00
79	8" X 6" REDUCER	EA	17.00	\$308.85	\$5,250.45	17.00	\$5,250.45	\$0.00
80	10" X 6" REDUCER	EA	1.00	\$366.41	\$366.41	1.00	\$366.41	\$0.00
81	12" X 6" REDUCER	EA	3.00	\$434.98	\$1,304.94	3.00	\$1,304.94	\$0.00
82	12" X 8" REDUCER	EA	1.00	\$452.01	\$452.01	1.00	\$452.01	\$0.00
83	12" X 10" REDUCER	EA	1.00	\$507.63	\$507.63	1.00	\$507.63	\$0.00
84	24" X 20" REDUCER	EA	1.00	\$1,721.36	\$1,721.36	1.00	\$1,721.36	\$0.00

LINE ITEM	DESCRIPTION	UNIT	CURRENT CONTRACT QUANTITY	UNIT PRICE	EXTENDED PRICE	ADJUSTED QUANTITY	ADJUSTED PRICE	NET CHANGE
85	6" X 6" X 6" TEE	EA	1.00	\$429.05	\$429.05	1.00	\$429.05	\$0.00
86	8" X 8" X 6" TEE	EA	12.00	\$519.54	\$6,234.48	12.00	\$6,234.48	\$0.00
87	8" X 8" X 8" TEE	EA	4.00	\$561.55	\$2,246.20	4.00	\$2,246.20	\$0.00
88	10" X 10" X 8" TEE	EA	3.00	\$695.86	\$2,087.58	3.00	\$2,087.58	\$0.00
89	10" X 10" X 10" TEE	EA	1.00	\$774.55	\$774.55	1.00	\$774.55	\$0.00
90	12" X 12" X 4" TEE	EA	1.00	\$693.59	\$693.59	1.00	\$693.59	\$0.00
91	12" X 12" X 6" TEE	EA	10.00	\$745.51	\$7,455.10	10.00	\$7,455.10	\$0.00
92	12" X 12" X 8" TEE	EA	21.00	\$793.28	\$16,658.88	21.00	\$16,658.88	\$0.00
93	12" X 12" X 10" TEE	EA	1.00	\$896.35	\$896.35	1.00	\$896.35	\$0.00
94	12" X 12" X 12" TEE	EA	7.00	\$955.93	\$6,691.51	7.00	\$6,691.51	\$0.00
95	16" X 16" X 6" TEE	EA	1.00	\$1,322.38	\$1,322.38	1.00	\$1,322.38	\$0.00
96	20" X 20" X 6" TEE	EA	8.00	\$1,843.77	\$14,750.16	8.00	\$14,750.16	\$0.00
97	20" X 20" X 8" TEE	EA	1.00	\$1,875.91	\$1,875.91	1.00	\$1,875.91	\$0.00
98	20" X 20" X 12" TEE	EA	3.00	\$2,119.50	\$6,358.50	3.00	\$6,358.50	\$0.00
99	20" X 20" X 16" TEE	EA	1.00	\$2,264.93	\$2,264.93	1.00	\$2,264.93	\$0.00
100	8" X 8" X 8" TAPPING SLEEVE WITH VALVE	EA	1.00	\$2,621.63	\$2,621.63	1.00	\$2,621.63	\$0.00
101	10" X 10" X 10" TAPPING SLEEVE WITH VALVE	EA	1.00	\$4,024.30	\$4,024.30	1.00	\$4,024.30	\$0.00
102	4" GATE VALVE W/ BOX	EA	1.00	\$1,147.84	\$1,147.84	1.00	\$1,147.84	\$0.00
103	6" GATE VALVE W/ BOX	EA	8.00	\$1,290.52	\$10,324.16	8.00	\$10,324.16	\$0.00
104	8" GATE VALVE W/ BOX	EA	31.00	\$1,630.79	\$50,554.49	31.00	\$50,554.49	\$0.00
105	10" GATE VALVE W/ BOX	EA	5.00	\$2,162.36	\$10,811.80	5.00	\$10,811.80	\$0.00
106	12" GATE VALVE W/BOX	EA	42.00	\$2,521.47	\$105,901.74	42.00	\$105,901.74	\$0.00

LINE ITEM	DESCRIPTION	UNIT	CURRENT CONTRACT QUANTITY	UNIT PRICE	EXTENDED PRICE	ADJUSTED QUANTITY	ADJUSTED PRICE	NET CHANGE
107	16" GATE VALVE W/BOX	EA	1.00	\$7,032.38	\$7,032.38	1.00	\$7,032.38	\$0.00
108	20" GATE VALVE W/ BOX	EA	10.00	\$12,945.92	\$129,459.20	10.00	\$129,459.20	\$0.00
109	FIRE HYDRANT W/AUX VALVE, BOX & LEAD	EA	30.00	\$4,227.14	\$126,814.20	30.00	\$126,814.20	\$0.00
110	1" COPPER SERVICE	LF	2,100.00	\$26.91	\$56,511.00	2,100.00	\$56,511.00	\$0.00
111	1 1/2" COPPER SERVICE	LF	250.00	\$36.71	\$9,177.50	250.00	\$9,177.50	\$0.00
112	1" TAPPING SADDLE	EA	84.00	\$206.89	\$17,378.76	84.00	\$17,378.76	\$0.00
113	1 1/2" TAPPING SADDLE & CORP STOP	EA	8.00	\$335.53	\$2,684.24	8.00	\$2,684.24	\$0.00
114	1" CURB STOP & BOX	EA	83.00	\$361.52	\$30,006.16	83.00	\$30,006.16	\$0.00
115	1 1/2" CURB STOP & BOX	EA	8.00	\$568.82	\$4,550.56	8.00	\$4,550.56	\$0.00
116	ABANDON WATER TRANSMISSION MAIN - FILLED	LS	1.00	\$5,768.10	\$5,768.10	1.00	\$5,768.10	\$0.00
117	18" METER PIT ABANDONMENT	LS	1.00	\$2,353.35	\$2,353.35	1.00	\$2,353.35	\$0.00
118	CEDAR HILLS BOOSTER PUMP STATION ABANDONMENT	LS	1.00	\$10,107.71	\$10,107.71	1.00	\$10,107.71	\$0.00
119	SIOUX SAN CONTROL VALVE ABANDONMENT	LS	1.00	\$5,430.11	\$5,430.11	1.00	\$5,430.11	\$0.00
120	WELL NO. 3 ABANDONMENT	LS	1.00	\$54,249.66	\$54,249.66	1.00	\$54,249.66	\$0.00
121	CONNECT TO EXISTING WATER MAIN	EA	35.00	\$483.27	\$16,914.45	35.00	\$16,914.45	\$0.00
122	RECONNECT WATER SERVICE	EA	84.00	\$165.32	\$13,886.88	84.00	\$13,886.88	\$0.00
123	SIOUX SAN PRV VAULT	LS	1.00	\$23,486.39	\$23,486.39	1.00	\$23,486.39	\$0.00
124	CEDAR HILLS #2 PRV	LS	1.00	\$20,752.27	\$20,752.27	1.00	\$20,752.27	\$0.00
125	CATHODIC CONTROL TEST STATION	EA	12.00	\$336.79	\$4,041.48	12.00	\$4,041.48	\$0.00
126	CATHODIC PROTECTION ANODE, 18 LB - ZINC	EA	500.00	\$212.86	\$106,430.00	500.00	\$106,430.00	\$0.00
127	CATHODIC PROTECTION ANODE, STRING	EA	16.00	\$1,592.77	\$25,484.32	16.00	\$25,484.32	\$0.00
128	18" RCP, CLASS III (CCO2)(CCO4)	LF	2,477.00	\$43.16	\$106,907.32	2,477.00	\$106,907.32	\$0.00

LINE ITEM	DESCRIPTION	UNIT	CURRENT CONTRACT QUANTITY	UNIT PRICE	EXTENDED PRICE	ADJUSTED QUANTITY	ADJUSTED PRICE	NET CHANGE
129	24" RCP, CLASS III (CCO2)	LF	1,073.00	\$52.32	\$56,139.36	1,073.00	\$56,139.36	\$0.00
130	30" RCP, CLASS III (CCO2)	LF	520.00	\$65.71	\$34,169.20	520.00	\$34,169.20	\$0.00
131	36" RCP, CLASS II (CCO2)	LF	1,264.00	\$84.99	\$107,427.36	1,264.00	\$107,427.36	\$0.00
132	54" RCP, CLASS II	LF	12.00	\$202.60	\$2,431.20	12.00	\$2,431.20	\$0.00
133	36" RCP, CLASS II, ARCH	LF	26.00	\$109.16	\$2,838.16	26.00	\$2,838.16	\$0.00
134	54" RCP, CLASS II, ARCH	LF	28.00	\$177.21	\$4,961.88	28.00	\$4,961.88	\$0.00
135	36" RCP ARCH TO 36" ROUND TRANSITION	EA	1.00	\$2,133.55	\$2,133.55	1.00	\$2,133.55	\$0.00
136	18" RCP 45 DEGREE BEND	EA	6.00	\$672.19	\$4,033.14	6.00	\$4,033.14	\$0.00
137	24" RCP 30 DEGREE BEND	EA	1.00	\$1,032.25	\$1,032.25	1.00	\$1,032.25	\$0.00
138	24" RCP 45 DEGREE BEND (CCO2)	EA	0.00	\$1,032.25	\$0.00	0.00	\$0.00	\$0.00
139	36" RCP 30 DEGREE BEND (CCO2)	EA	1.00	\$1,610.28	\$1,610.28	1.00	\$1,610.28	\$0.00
140	36" RCP 45 DEGREE BEND (CCO2)	EA	7.00	\$1,610.28	\$11,271.96	7.00	\$11,271.96	\$0.00
141	36" RCP PLUG/CAP	EA	1.00	\$208.77	\$208.77	1.00	\$208.77	\$0.00
142	24" X 24" X 18" TEE	EA	1.00	\$1,242.91	\$1,242.91	1.00	\$1,242.91	\$0.00
143	54" ARCH X 54" ARCH X 18" RCP TEE	EA	1.00	\$2,476.43	\$2,476.43	1.00	\$2,476.43	\$0.00
144	6' X 6' JUNCTION BOX	EA	1.00	\$5,663.74	\$5,663.74	1.00	\$5,663.74	\$0.00
145	7' X 7' JUNCTION BOX	EA	1.00	\$6,686.67	\$6,686.67	1.00	\$6,686.67	\$0.00
146	ADJUST JUNCTION BOX RIM	EA	1.00	\$980.03	\$980.03	1.00	\$980.03	\$0.00
147	REINFORCED CONCRETE SPILLWAY	SY	36.00	\$162.53	\$5,851.08	36.00	\$5,851.08	\$0.00
148	TYPE "B" INLET	EA	60.00	\$2,290.25	\$137,415.00	60.00	\$137,415.00	\$0.00
149	TYPE "C" INLET (CCO2)	EA	3.00	\$3,375.82	\$10,127.46	3.00	\$10,127.46	\$0.00
150	CLIFTON STREET SPECIAL INLET	EA	1.00	\$22,816.92	\$22,816.92	1.00	\$22,816.92	\$0.00

LINE ITEM	DESCRIPTION	UNIT	CURRENT CONTRACT QUANTITY	UNIT PRICE	EXTENDED PRICE	ADJUSTED QUANTITY	ADJUSTED PRICE	NET CHANGE
151	HILLSVIEW DRIVE SPECIAL INLET	EA	1.00	\$21,514.76	\$21,514.76	1.00	\$21,514.76	\$0.00
152	RED DALE DRIVE SPECIAL INLET	EA	1.00	\$25,665.05	\$25,665.05	1.00	\$25,665.05	\$0.00
153	TYPE "E" INLET	EA	2.00	\$3,366.68	\$6,733.36	2.00	\$6,733.36	\$0.00
154	TYPE "S" INLET (CCO2)	EA	4.00	\$3,594.00	\$14,376.00	4.00	\$14,376.00	\$0.00
155	CONNECT TO EXISTING STORM SEWER	EA	17.00	\$569.65	\$9,684.05	17.00	\$9,684.05	\$0.00
156	DRAINAGE FABRIC	SY	1,000.00	\$4.15	\$4,150.00	1,000.00	\$4,150.00	\$0.00
157	EROSION AND SEDIMENT CONTROL PLAN	LS	1.00	\$568.29	\$568.29	1.00	\$568.29	\$0.00
158	EROSION CONTROL BLANKET	SY	250.00	\$4.55	\$1,137.50	250.00	\$1,137.50	\$0.00
159	TURF REINFORCEMENT MAT	SY	353.00	\$9.67	\$3,413.51	353.00	\$3,413.51	\$0.00
160	SILT FENCE	LF	1,050.00	\$5.06	\$5,313.00	1,050.00	\$5,313.00	\$0.00
161	12" SEDIMENT CONTROL LOG	LF	10,500.00	\$5.00	\$52,500.00	10,500.00	\$52,500.00	\$0.00
162	GUTTER CHECK DAM	LF	400.00	\$3.95	\$1,580.00	400.00	\$1,580.00	\$0.00
163	PROTECT TYPE B/C INLET	EA	100.00	\$102.73	\$10,273.00	100.00	\$10,273.00	\$0.00
164	PROTECT TYPE E/S INLET	EA	38.00	\$161.64	\$6,142.32	38.00	\$6,142.32	\$0.00
165	TRIANGULAR SILT BARRIER	LF	460.00	\$5.78	\$2,658.80	460.00	\$2,658.80	\$0.00
166	TYPE I BEDDING MATERIAL	T	350.00	\$16.87	\$5,904.50	350.00	\$5,904.50	\$0.00
167	TYPE III FOUNDATION MATERIAL	T	500.00	\$18.05	\$9,025.00	500.00	\$9,025.00	\$0.00
168	TYPE IV FOUNDATION MATERIAL	T	1,050.00	\$18.05	\$18,952.50	1,050.00	\$18,952.50	\$0.00
169	8" PVC SEWER MAIN (0'-6')	LF	121.00	\$25.73	\$3,113.33	121.00	\$3,113.33	\$0.00
170	8" PVC SEWER MAIN (6'-8')	LF	638.00	\$25.73	\$16,415.74	638.00	\$16,415.74	\$0.00
171	8" PVC SEWER MAIN (8'-10')	LF	1,388.00	\$25.73	\$35,713.24	1,388.00	\$35,713.24	\$0.00
172	8" PVC SEWER MAIN (10'-12')	LF	1,562.00	\$27.07	\$42,283.34	1,562.00	\$42,283.34	\$0.00

LINE ITEM	DESCRIPTION	UNIT	CURRENT CONTRACT QUANTITY	UNIT PRICE	EXTENDED PRICE	ADJUSTED QUANTITY	ADJUSTED PRICE	NET CHANGE
173	8" PVC SEWER MAIN (12'-14')	LF	1,019.00	\$27.07	\$27,584.33	1,019.00	\$27,584.33	\$0.00
174	8" PVC SEWER MAIN (14'-16')	LF	672.00	\$28.04	\$18,842.88	672.00	\$18,842.88	\$0.00
175	8" PVC C-900 SANITARY SEWER MAIN (6'- 8'), DR 18	LF	334.00	\$29.16	\$9,739.44	334.00	\$9,739.44	\$0.00
176	8" PVC C-900 SANITARY SEWER MAIN (8'-10'), DR 18	LF	726.00	\$29.16	\$21,170.16	726.00	\$21,170.16	\$0.00
177	8" PVC C-900 SANITARY SEWER MAIN (10'-12'), DR 18	LF	153.00	\$30.50	\$4,666.50	153.00	\$4,666.50	\$0.00
178	8" PVC C-900 SANITARY SEWER MAIN (12'-14'), DR 18	LF	29.00	\$32.05	\$929.45	29.00	\$929.45	\$0.00
179	8" SANITARY SEWER CAP	EA	3.00	\$124.19	\$372.57	3.00	\$372.57	\$0.00
180	4" PVC SANITARY SEWER SERVICE	LF	2,100.00	\$27.97	\$58,737.00	2,100.00	\$58,737.00	\$0.00
181	6" PVC SANITARY SEWER SERVICE	LF	24.00	\$23.72	\$569.28	24.00	\$569.28	\$0.00
182	STANDARD MANHOLE, 48"	EA	33.00	\$2,893.99	\$95,501.67	33.00	\$95,501.67	\$0.00
183	TERMINATION MANHOLE, 48"	EA	8.00	\$2,799.95	\$22,399.60	8.00	\$22,399.60	\$0.00
184	DROP MANHOLE, 48"	EA	4.00	\$3,851.46	\$15,405.84	4.00	\$15,405.84	\$0.00
185	DROP MANHOLE, 72"	EA	1.00	\$7,490.29	\$7,490.29	1.00	\$7,490.29	\$0.00
186	EXTRA MANHOLE DEPTH, 48"	VF	189.80	\$100.94	\$19,158.41	189.80	\$19,158.41	\$0.00
187	4" PVC SEWER CLEANOUT	EA	74.00	\$181.96	\$13,465.04	74.00	\$13,465.04	\$0.00
188	6" PVC SEWER CLEANOUT	EA	1.00	\$232.88	\$232.88	1.00	\$232.88	\$0.00
189	CONNECT TO EXISTING SEWER MAIN	EA	17.00	\$288.65	\$4,907.05	17.00	\$4,907.05	\$0.00
190	RECONNECT SANITARY SEWER SERVICE	EA	69.00	\$186.25	\$12,851.25	69.00	\$12,851.25	\$0.00
191	SANITARY SEWER MANHOLE ADJUSTMENT	EA	1.00	\$215.45	\$215.45	1.00	\$215.45	\$0.00
192	BYPASS PUMPING	LS	1.00	\$7,300.36	\$7,300.36	1.00	\$7,300.36	\$0.00
193	AGGREGATE BASE COURSE, 1"	T	2,714.00	\$19.55	\$53,058.70	2,714.00	\$53,058.70	\$0.00
194	GRAVEL CUSHION	T	11,091.00	\$19.55	\$216,829.05	11,091.00	\$216,829.05	\$0.00

LINE ITEM	DESCRIPTION	UNIT	CURRENT CONTRACT QUANTITY	UNIT PRICE	EXTENDED PRICE	ADJUSTED QUANTITY	ADJUSTED PRICE	NET CHANGE
195	TEMPORARY GRAVEL SURFACING	T	1,000.00	\$16.87	\$16,870.00	1,000.00	\$16,870.00	\$0.00
196	GRAVEL SURFACING	T	456.00	\$16.87	\$7,692.72	456.00	\$7,692.72	\$0.00
197	WOVEN GEOTEXTILE SUBGRADE REINFORCEMENT	SY	2,500.00	\$4.99	\$12,475.00	2,500.00	\$12,475.00	\$0.00
198	AC, CLASS G, TYPE 1 PG64-28	T	2,030.00	\$104.91	\$212,967.30	2,030.00	\$212,967.30	\$0.00
199	CONCRETE ADA CURBSIDE DRIVEWAY APPROACH PAVEMENT 6", REINFORCED	SY	434.00	\$59.11	\$25,653.74	434.00	\$25,653.74	\$0.00
200	CONCRETE ADA CURBSIDE DRIVEWAY APPROACH PAVEMENT 6",NONREINFORCED	SY	455.00	\$56.83	\$25,857.65	455.00	\$25,857.65	\$0.00
201	PCC DRIVEWAY PAVEMENT, 4" REINFORCED	SY	353.00	\$40.92	\$14,444.76	353.00	\$14,444.76	\$0.00
202	PCC DRIVEWAY PAVEMENT, 6" REINFORCED	SY	219.00	\$59.11	\$12,945.09	219.00	\$12,945.09	\$0.00
203	PCC PAVEMENT, 8" NONREINFORCED	SY	20,935.00	\$50.01	\$1,046,959.35	20,935.00	\$1,046,959.35	\$0.00
204	PCC DRIVEWAY PAVEMENT 6", NONREINFORCED	SY	99.00	\$55.69	\$5,513.31	99.00	\$5,513.31	\$0.00
205	CONCRETE CURB & GUTTER, TYPE B66	LF	3,243.00	\$14.77	\$47,899.11	3,243.00	\$47,899.11	\$0.00
206	CONCRETE CURB & GUTTER, TYPE B68	LF	458.00	\$17.62	\$8,069.96	458.00	\$8,069.96	\$0.00
207	CONCRETE CURB AND GUTTER, TYPE P6	LF	374.00	\$15.34	\$5,737.16	374.00	\$5,737.16	\$0.00
208	CURBED BIKE LANE	LF	8,803.00	\$31.82	\$280,111.46	8,803.00	\$280,111.46	\$0.00
209	CONCRETE FILLET & PAN, 8" REINFORCED	SY	1,002.00	\$71.61	\$71,753.22	1,002.00	\$71,753.22	\$0.00
210	SPALL REPAIR	SF	229.00	\$79.56	\$18,219.24	229.00	\$18,219.24	\$0.00
211	PCC PAVEMENT JOINT RESEAL	LF	9,300.00	\$1.99	\$18,507.00	9,300.00	\$18,507.00	\$0.00
212	DOWEL BAR	EA	18,524.00	\$9.09	\$168,383.16	18,524.00	\$168,383.16	\$0.00
213	INSERT STEEL BAR IN CONCRETE	EA	508.00	\$11.37	\$5,775.96	508.00	\$5,775.96	\$0.00
214	CONCRETE SIDEWALK, 4" NONREINFORCED	SF	56,903.00	\$5.29	\$301,016.87	56,903.00	\$301,016.87	\$0.00
215	DETECTABLE WARNING PANEL	SF	432.00	\$31.82	\$13,746.24	432.00	\$13,746.24	\$0.00
216	BLOCK RETAINING WALL (0'-2')	LF	155.00	\$100.02	\$15,503.10	155.00	\$15,503.10	\$0.00



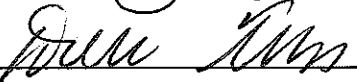
LINE ITEM	DESCRIPTION	UNIT	CURRENT CONTRACT QUANTITY	UNIT PRICE	EXTENDED PRICE	ADJUSTED QUANTITY	ADJUSTED PRICE	NET CHANGE
217	BLOCK RETAINING WALL (2'-4')	LF	154.00	\$170.49	\$26,255.46	154.00	\$26,255.46	\$0.00
218	BLOCK RETAINING WALL (4'-6')	LF	57.00	\$227.32	\$12,957.24	57.00	\$12,957.24	\$0.00
219	CONCRETE CANTILEVER RETAINING WALL (0'-2') (CC03)	LF	0.00	\$56.83	\$0.00	0.00	\$0.00	\$0.00
220	CONCRETE CANTILEVER RETAINING WALL (2'-4') (CC03)	LF	14.00	\$170.49	\$2,386.86	14.00	\$2,386.86	\$0.00
221	CONCRETE CANTILEVER RETAINING WALL (4'-6') (CC03)	LF	12.00	\$187.53	\$2,250.36	12.00	\$2,250.36	\$0.00
222	CONCRETE CANTILEVER RETAINING WALL (6'-8') (CC03)	LF	40.00	\$210.27	\$8,410.80	40.00	\$8,410.80	\$0.00
223	HANDRAIL REPAIR	LF	485.00	\$48.51	\$23,527.35	485.00	\$23,527.35	\$0.00
224	CONCRETE RETAINING WALL W/ STAIRS (0'-7')	LS	1.00	\$5,114.62	\$5,114.62	1.00	\$5,114.62	\$0.00
225	LARGE DECIDUOUS TREE (2-3" CAL)	EA	12.00	\$420.53	\$5,046.36	12.00	\$5,046.36	\$0.00
226	SMALL DECIDUOUS TREE (2-3" CAL)	EA	19.00	\$420.53	\$7,990.07	19.00	\$7,990.07	\$0.00
227	CONIFEROUS TREE (5')	EA	19.00	\$511.46	\$9,717.74	19.00	\$9,717.74	\$0.00
228	LILAC BUSH	EA	20.00	\$68.19	\$1,363.80	20.00	\$1,363.80	\$0.00
229	PAVEMENT MARKING PAINT, 4" WHITE	LF	382.00	\$2.27	\$867.14	382.00	\$867.14	\$0.00
230	COLD APPLIED PLASTIC PAVEMENT MARKING, 4"	LF	25,550.00	\$2.96	\$75,628.00	25,550.00	\$75,628.00	\$0.00
231	COLD APPLIED PLASTIC PAVEMENT MARKING, 12"	LF	633.00	\$7.95	\$5,032.35	633.00	\$5,032.35	\$0.00
232	COLD APPLIED PLASTIC PAVEMENT MARKING, 24"	LF	444.00	\$20.46	\$9,084.24	444.00	\$9,084.24	\$0.00
233	COLD APPLIED PLASTIC PAVEMENT MARKING, ARROW	EA	70.00	\$284.15	\$19,890.50	70.00	\$19,890.50	\$0.00
234	COLD APPLIED PLASTIC PAVEMENT MARKING, BICYCLE & ARROW WHITE	EA	63.00	\$454.64	\$28,642.32	63.00	\$28,642.32	\$0.00
235	GROOVE FOR COLD APPLIED PLASTIC MARKING, 4"	LF	25,550.00	\$0.68	\$17,374.00	25,550.00	\$17,374.00	\$0.00
236	GROOVE FOR COLD APPLIED PLASTIC MARKING, 12"	LF	633.00	\$1.70	\$1,076.10	633.00	\$1,076.10	\$0.00
237	GROOVE FOR COLD APPLIED PLASTIC MARKING, 24"	LF	444.00	\$4.55	\$2,020.20	444.00	\$2,020.20	\$0.00
238	GROOVE FOR COLD APPLIED PLASTIC MARKING, ARROW	EA	70.00	\$142.07	\$9,944.90	70.00	\$9,944.90	\$0.00

LINE ITEM	DESCRIPTION	UNIT	CURRENT CONTRACT QUANTITY	UNIT PRICE	EXTENDED PRICE	ADJUSTED QUANTITY	ADJUSTED PRICE	NET CHANGE
239	GROOVE FOR COLD APPLIED PLASTIC MARKING, BICYCLE & ARROW WHITE	EA	63.00	\$170.49	\$10,740.87	63.00	\$10,740.87	\$0.00
240	PERMANENT SIGN	EA	114.00	\$198.90	\$22,674.60	114.00	\$22,674.60	\$0.00
241	TRAFFIC CONTROL	LS	1.00	\$300,035.89	\$300,035.89	1.00	\$300,035.89	\$0.00
242	FLAGGING	HR	6,000.00	\$25.86	\$155,160.00	6,000.00	\$155,160.00	\$0.00
243	ARROW PANEL	EA	8.00	\$909.26	\$7,274.08	8.00	\$7,274.08	\$0.00
244	PORTABLE CHANGEABLE MESSAGE SIGN	EA	4.00	\$6,819.49	\$27,277.96	4.00	\$27,277.96	\$0.00
245	MISCELLANEOUS ELECTRICAL DEMOLITION	LS	1.00	\$1,704.87	\$1,704.87	1.00	\$1,704.87	\$0.00
246	2" RIGID CONDUIT, SCHEDULE 40	LF	9,810.00	\$3.41	\$33,452.10	9,810.00	\$33,452.10	\$0.00
247	2" RIGID CONDUIT, SCHEDULE 80	LF	4,090.00	\$2.96	\$12,106.40	4,090.00	\$12,106.40	\$0.00
248	1/C #6 AWG COPPER WIRE	LF	28,085.00	\$0.99	\$27,804.15	28,085.00	\$27,804.15	\$0.00
249	1/C #10 AWG COPPER WIRE	LF	13,850.00	\$0.52	\$7,202.00	13,850.00	\$7,202.00	\$0.00
250	2/C #10 COPPER POLE AND BRACKET CABLE	LF	1,940.00	\$1.81	\$3,511.40	1,940.00	\$3,511.40	\$0.00
251	#16 AWG COPPER TWIST SHIELDED PAIR	LF	1,030.00	\$0.57	\$587.10	1,030.00	\$587.10	\$0.00
252	TYPE 2 ELECTRICAL JUNCTION BOX	EA	77.00	\$413.72	\$31,856.44	77.00	\$31,856.44	\$0.00
253	(FURNISHED BY CITY, INSTALLED BY CONTRACTOR)	EA	9.00	\$1,852.63	\$16,673.67	9.00	\$16,673.67	\$0.00
254	SIGNAL POLE W/ 30' MAST ARM	EA	2.00	\$8,933.54	\$17,867.08	2.00	\$17,867.08	\$0.00
255	ROADWAY 400 WATT LUMINAIRE (FURNISHED AND INSTALLED BY CONTRACTOR)	EA	9.00	\$358.02	\$3,222.18	9.00	\$3,222.18	\$0.00
256	2' DIAMETER FOOTING	LF	305.00	\$79.56	\$24,265.80	305.00	\$24,265.80	\$0.00
257	3' DIAMETER FOOTING	LF	30.00	\$159.12	\$4,773.60	30.00	\$4,773.60	\$0.00
258	ELECTRICAL SERVICE CABINET	EA	4.00	\$1,818.53	\$7,274.12	4.00	\$7,274.12	\$0.00
259	PEDESTRIAN PUSH BUTTON AND POLE	EA	2.00	\$636.49	\$1,272.98	2.00	\$1,272.98	\$0.00
260	PREFORMED DETECTOR LOOP	EA	21.00	\$386.44	\$8,115.24	21.00	\$8,115.24	\$0.00

LINE ITEM	DESCRIPTION	UNIT	CURRENT CONTRACT QUANTITY	UNIT PRICE	EXTENDED PRICE	ADJUSTED QUANTITY	ADJUSTED PRICE	NET CHANGE
261	RELOCATE SIGNAL POLE	EA	1.00	\$1,432.10	\$1,432.10	1.00	\$1,432.10	\$0.00
262	RELOCATE/REINSTALL EXISTING 40' POLE AND LUMINAIRE ARM	EA	28.00	\$1,193.41	\$33,415.48	28.00	\$33,415.48	\$0.00
263	REMOVE LUMINAIRE FOOTING	EA	25.00	\$472.74	\$11,818.50	25.00	\$11,818.50	\$0.00
264	REMOVE LUMINAIRE POLE AND LUMINAIRE	EA	28.00	\$255.73	\$7,160.44	28.00	\$7,160.44	\$0.00
265	RELOCATE/REINSTALL EXISTING 250 WATT LUMINAIRE	EA	28.00	\$22.73	\$636.44	28.00	\$636.44	\$0.00
266	(RELOCATE EXISTING EQUIPMENT TO NEW POLE)	LS	1.00	\$3,046.04	\$3,046.04	1.00	\$3,046.04	\$0.00
267	MISCELLANEOUS, ELECTRICAL	LS	1.00	\$2,273.16	\$2,273.16	1.00	\$2,273.16	\$0.00
268	SOO SAN PRV VAULT ELECTRICAL WORK	LS	1.00	\$1,989.02	\$1,989.02	1.00	\$1,989.02	\$0.00
269	NEW WATER SERVICE CONNECTION	EA	3.00	\$587.96	\$1,763.88	3.00	\$1,763.88	\$0.00
270	NEW SANITARY SEWER SERVICE CONNECTION	EA	5.00	\$587.96	\$2,939.80	5.00	\$2,939.80	\$0.00
271	REPAIR EXISTING RETAINING WALL (CONCRETE PLANTER) (CCO3)	LF	0.00	\$45.46	\$0.00	0.00	\$0.00	\$0.00
272	CONTINGENCY WATER MAIN CONNECTION	LS	1.00	\$6,267.30	\$6,267.30	1.00	\$6,267.30	\$0.00
ALT 1-1	6" PVC WATER MAIN C-900, CLASS 235, DR 18 CERTAINTEED CERTA LOK (CCO5)	LF	639.00	\$29.98	\$19,157.22	689.00	\$20,656.22	\$1,499.00
ALT 1-2	8" PVC WATER MAIN C-900, CLASS 235, DR 18 CERTAINTEED CERTA LOK	LF	2,909.00	\$35.10	\$102,105.90	2,909.00	\$102,105.90	\$0.00
ALT 1-3	10" PVC WATER MAIN C-900, CLASS 235, DR 18 CERTAINTEED CERTA LOK	LF	1,085.00	\$41.47	\$44,994.95	1,085.00	\$44,994.95	\$0.00
ALT 1-4	12" PVC WATER MAIN C-900, CLASS 235, DR 18 CERTAINTEED CERTA LOK	LF	7,153.00	\$49.01	\$350,568.53	7,153.00	\$350,568.53	\$0.00
273	CREDIT FOR TRAFFIC CONTROL (CCO1)	LS	1.00	(\$10,000.00)	(\$10,000.00)	1.00	(\$10,000.00)	\$0.00
274	WELL VELOCITY TESTING (CCO1)	LS	1.00	\$3,000.00	\$3,000.00	1.00	\$3,000.00	\$0.00
275	ABANDON 18-INCH WATER MAIN - FILLED (CCO1)	LF	700.00	\$18.88	\$13,216.00	700.00	\$13,216.00	\$0.00
276	SPECIAL TYPE "B" INLET (CCO2)	EA	8.00	\$3,489.01	\$27,912.08	8.00	\$27,912.08	\$0.00
277	SPECIAL TYPE "E" INLET (CCO2)	EA	2.00	\$5,721.74	\$11,443.48	2.00	\$11,443.48	\$0.00
278	42" RCP, CLASS II (CCO2)	LF	62.00	\$105.77	\$6,557.74	62.00	\$6,557.74	\$0.00

LINE ITEM	DESCRIPTION	UNIT	CURRENT CONTRACT QUANTITY	UNIT PRICE	EXTENDED PRICE	ADJUSTED QUANTITY	ADJUSTED PRICE	NET CHANGE
279	48" RCP, CLASS II (CCO2)	LF	104.00	\$124.78	\$12,977.12	104.00	\$12,977.12	\$0.00
280	42" RCP PLUG/CAP (CCO2)	EA	1.00	\$382.48	\$382.48	1.00	\$382.48	\$0.00
281	42" RCP 7.5 DEGREE BEND (CCO2)	EA	7.00	\$412.40	\$2,886.80	7.00	\$2,886.80	\$0.00
282	48" X 48" X 36" RCP TEE (CCO2)	EA	1.00	\$2,316.26	\$2,316.26	1.00	\$2,316.26	\$0.00
283	48" RCP 7.5 DEGREE BEND (CCO2)	EA	6.00	\$509.50	\$3,057.00	6.00	\$3,057.00	\$0.00
284	LARGE BLOCK RETAINING WALL (0'-2') (CCO3)	LF	370.00	\$51.83	\$19,177.10	370.00	\$19,177.10	\$0.00
285	LARGE BLOCK RETAINING WALL (2'-4') (CCO3)	LF	269.00	\$165.49	\$44,516.81	269.00	\$44,516.81	\$0.00
286	LARGE BLOCK RETAINING WALL (4'-6') (CCO3)	LF	71.00	\$182.53	\$12,959.63	71.00	\$12,959.63	\$0.00
287	REPAIR EXISTING RETAINING WALL (LARGE BLOCK PLANTER) (CCO3)	LF	296.00	\$40.46	\$11,976.16	296.00	\$11,976.16	\$0.00
288	MODIFY AREA INLET (CCO4)	LS	1.00	\$1,460.90	\$1,460.90	1.00	\$1,460.90	\$0.00
289	PCC PAVEMENT, 6" NONREINFORCED (CCO4)	SY	215.00	\$40.00	\$8,600.00	215.00	\$8,600.00	\$0.00
290	REPLACE EXISTING ELECTRICAL PANEL (CCO4)	LS	1.00	\$1,868.44	\$1,868.44	1.00	\$1,868.44	\$0.00
291	12" X 12" X 6" TAPPING SLEEVE WITH VALVE (CCO5)	EA	0.00	\$2,961.08	\$0.00	1.00	\$2,961.08	\$2,961.08
292	6" X 4" REDUCER (CCO5)	EA	0.00	\$308.85	\$0.00	1.00	\$308.85	\$308.85
293	36" X 36" X 36" RCP TEE (CCO5)	EA	0.00	\$2,666.67	\$0.00	1.00	\$2,666.67	\$2,666.67
294	REPAIR 54" RCP (CCO5)	LS	0.00	\$20,752.58	\$0.00	1.00	\$20,752.58	\$20,752.58
TOTAL								
					\$9,187,631.37		\$9,216,384.63	\$28,753.26

C.C.O. HISTORY INCREASE/(DECREASE)		PRIOR ADJUSTED CONTRACT PRICE :	\$9,187,631.37
Funding CO #1	\$0.00	NET INCREASE/(DECREASE):	\$28,753.26
CCO #1	\$6,216.00		
CCO #2	\$75,215.05	ADJUSTED CONTRACT PRICE:	\$9,216,384.63
CCO #3	(\$1,245.14)		
CCO #4	\$12,617.43		
CCO #5	\$28,753.26		
		CHANGE TO DATE:	\$121,556.60


	DATE
CONTRACTOR: R.C.S. Construction, Inc. PO Box 9337 Rapid City SD 57709	6-28-12
	DATE
PROJECT MANAGER: KLARE SCHROEDER, P.E.	6/27/12
	DATE
CITY ENGINEER: DALE TECH, P.E. / L.S.	6-29-12
MAYOR: SAM KOOIKER	DATE
FINANCE: PAULINE SUMPTION	DATE
CONTRACT TIME CHANGE: NO CHANGE	NEW CONTRACT TIME: Days

City Staff recommends approval of this Change Order #5 to R.C.S. Construction, Inc. for a increase of \$28,753.26 based on unit pricing with the following appropriation:

Initial Funding	\$199,546.62	\$1,374,513.37	\$3,795,141.72	\$838,853.79	\$1,759,201.45	\$1,127,571.09	
Fund Type	Street Maintenance	Sanitary Sewer	Bonds/ SRF Loans	Water	Streets	Drainage	
Department	0301	0833	0932	0933	8910	8911	
Line Item	4370	4380	4381	4381	4370	4371	
Fund	0101	0604	0602	0602	0505	0505	
Funding CO #1	(\$0.38)	\$0.37	\$0.45	\$0.09	(\$0.31)	(\$0.21)	
CCO #1	(\$200.00)	(\$1,800.00)	\$8,462.00	\$2,854.00	(\$1,800.00)	(\$1,300.00)	
CCO #2	\$0.00	\$0.00	\$0.00	\$0.00	\$0.00	\$75,215.05	
CCO #3	\$0.00	\$0.00	\$0.00	\$0.00	(\$1,245.14)	\$0.00	
CCO #4	\$430.00	\$1,548.00	\$5,271.33	\$1,671.11	\$1,290.00	\$2,406.99	
CCO #5	\$0.00	\$0.00	\$4,000.51	\$1,333.50	\$0.00	\$23,419.25	
Adjusted Funding	\$199,776.24	\$1,374,261.74	\$3,812,876.01	\$844,712.49	\$1,757,446.00	\$1,227,312.17	\$9,216,384.64

CITY OF RAPID CITY CONSTRUCTION CHANGE ORDER #5
 CANYON LAKE DRIVE RECONSTRUCTION
 PROJECT NO. WTP10-878 / CIP NO. 50004
 JUNE 25, 2012
 ORIGINAL CONTRACT AMOUNT: \$9,094,828.03
 CONTRACTOR: RCS CONSTRUCTION INC

LINE ITEM	DESCRIPTION	REASON FOR CHANGE
55	6" 45 DEGREE BEND	INCREASE QUANTITY FOR WATER SERVICE CONNECTION TO CANYON LAKE APARTMENT COMPLEX.
ALT 1-1	6" PVC WATER MAIN C-900, CLASS 235, DR 18 CERTAINTeed CERTA LOK	INCREASE QUANTITY FOR WATER SERVICE CONNECTION TO CANYON LAKE APARTMENT COMPLEX.
291	12" X 12" X 6" TAPPING SLEEVE WITH VALVE	NEEDED TO MAKE WATER SERVICE CONNECTION TO CANYON LAKE APARTMENT COMPLEX.
292	6" X 4" REDUCER	NEEDED TO MAKE WATER SERVICE CONNECTION TO CANYON LAKE APARTMENT COMPLEX.
293	36" X 36" X 36" RCP TEE	NEEDED TO MAKE CONNECTION TO EXISTING STORM SEWER.
294	REPAIR 54" RCP	REPAIRS NECESSARY TO EXTEND LIFE OF EXISTING STORM SEWER MAIN UNDER NEW PAVEMENT.

PREPARED BY: 

DATE: 6/27/2012

**FIELD CHANGE ORDER NO. 7
(Over \$10,000 or 10% of project cost)**

Date: 3/15/12

PW071012-06

Original Contract Amount: \$9094828.03
 Net Change by previous CCOs: \$92803.34
 Amount of Increase or Decrease this CCO: \$9986.09
 Current Contract Amount: \$9193619.46

Canyon Lake Drive
 Project Name: Reconstruction
 Project No.: WTP10-878 CIP No.: 50004

Reason for Change
 E/O
 Owner
 Value Engineering
 Site Conditions
 Contractor E/O
 for City use only

To: R.C.S. Construction, Inc.
 Contractor's Name

You are hereby directed to make the herein described changes from the plans and specifications or do the following described work not included in the plans and specifications on this contract. NOTE: This change order is not effective until approved by the City Council.

Description of proposed work: Attachments Included (Attach supporting documents as required)

Install a 12"x6" tapping sleeve with valve, fittings and 6" PVC water main to reconnect water service to Canyon Lake Apartments near STA CL 36+45. Field measured quantities will be paid at the unit prices listed below:

BID ITEM	DESCRIPTION	UNIT	EST. QTY	UNIT COST	EXT. COST
(New)	12"x6" TAPPING SLEEVE W/ VALVE	EA	1	\$2,961.08	\$2,961.08
(New)	6"x4" REDUCER	EA	1	\$308.85	\$308.85
46	PIPELINE ENCASEMENT	LF	14	\$46.72	\$654.08
55	6" 45 DEG BEND	EA	2	\$282.54	\$565.08
ALT-1-1	6" PVC WATER MAIN C900, CERTALOK	LF	50	\$29.98	\$1499.00

Price and Funding Source: \$215.85 0833/4380 \$4669.59 0932/4381 \$1102.65 0933/4381

Justifications:

During construction an unplanned water outage was necessary to fix a leak in an existing water main. During the shutdown water to the north three buildings at the Canyon Lake Apartment complex were out of water. The service for these buildings comes off of the existing main in Canyon Lake Drive. Utility Maintenance has no record of this service therefore it was not indicated on the construction plans. Since the new water main is already installed, a tapping sleeve will be necessary to reconnect the water service.

Contract Time Change Due to This FCO: Three (3) days to final completion date.

Original Contract Completion Date 6/15/2012 New Contract Completion Date: 6/18/2012

Approval Recommended by: [Signature] Date 3/29/12
 Felber Engineering Company

The undersigned contractor, having given careful consideration to the change proposed, agrees that if this proposal is approved by the City, the contractor will, for the above shown price, provide all equipment and materials, and furnish all services necessary to perform the herein described work. By signing this field change order, the contractor agrees that its terms constitute the total equitable adjustment owed the contractor, all subcontractors, and all suppliers. The contractor agrees to waive all rights, without exception or reservation of any kind, to make any further claim or request for equitable adjustment of any type for any reasonably foreseeable cause arising out of or as a result of this field change order or its impact on the remainder of the work under this contract.

Accepted, Contractor RCS Const by Jim Date 3-29-12
 By [Signature] Title Project Manager

If the Contractor does not sign acceptance of this order, his attention is directed to the requirements of General Conditions as to proceeding with the ordered work and filing a written notice of claim within the time herein specified.

Approval Recommended by: [Signature] Date 3/29/12
 Construction Management Supervisor (Klare Schroeder)

Recommended by: [Signature] Date 3-30-12
 City Engineer (Dale Tech)

FIELD CHANGE ORDER NO. 8
(Over \$10,000 or 10% of project cost)

PW071012-06

Original Contract Amount: \$9094828.03
 Net Change by previous CCOs: \$8791.43
 Amount of Increase or Decrease this CCO: \$2666.67
 Current Contract Amount: \$8198296.13

Project Name: Canyon Lake Drive Reconstruction
 Project No.: WTP10-878 CIP No.: 50004

Reason for Change
 E/O
 Owner
 Value Engineering
 Site Conditions
 Contractor E/O
for City use only

To: R. C. S. Construction, Inc.
 Contractor's Name

You are hereby directed to make the herein described changes from the plans and specifications or do the following described work not included in the plans and specifications on this contract. NOTE: This change order is not effective until approved by the City Council.

Description of proposed work: Attachments Included (Attach supporting documents as required)

Furnish and install one (1) 36"x36" RCP TEE to make connection to existing 36" RCP storm sewer main near STA 1+90 on the 38" Street alignment.

BID ITEM	DESCRIPTION	UNIT	EST. QTY	UNIT COST	EXT. COST
(New)	36"X36" RCP TEE	EA	1	\$2,666.67	\$2,666.67

Price and Funding Source: \$2666.67 8911/4371

Justifications:

During excavation for the storm sewer connection at 38" Street, it was discovered that the existing storm sewer main was approximately three (3) feet from the location in the plans. The plans call for a 5.5'X5.5' Type B Inlet to be constructed at the connection point. Since the connection will not be under the curb, as planned, a Tee will be installed in lieu of the Type B Inlet.

Contract Time Change Due to This FCO: No Charge

Original Contract Completion Date 6/15/2012 New Contract Completion Date: 6/18/2012

Approval Recommended by: [Signature] Date 5/10/12
 Ferber Engineering Company

The undersigned contractor, having given careful consideration to the change proposed, agrees that if this proposal is approved by the City, the contractor will, for the above shown price, provide all equipment and materials, and furnish all services necessary to perform the herein described work. By signing this field change order, the contractor agrees that its terms constitute the total equitable adjustment owed the contractor, all subcontractors, and all suppliers. The contractor agrees to waive all rights, without exception or reservation of any kind, to make any further claim or request for equitable adjustment of any type for any reasonably foreseeable cause arising out of or as a result of this field change order or its impact on the remainder of the work under this contract.

Accepted, Contractor [Signature] Date 5-10-12

By [Signature] Title Proj Engineer

If the Contractor does not sign acceptance of this order, his attention is directed to the requirements of General Conditions as to proceeding with the ordered work and filing a written notice of claim within the time herein specified.

Approval Recommended by: [Signature] Date 5/10/12
 Construction Management Supervisor (Klaire Schroeder)

Recommended by: [Signature] Date 5-11-12
 City Engineer (Date Tech)