




CITY OF RAPID CITY CONSTRUCTION CHANGE ORDER #1F
WATER AND SEWER MAIN EXTENSION - PLUM TREE LANE
PROJECT NO. 14-2151 / CIP NO. 50961.1
MAY 8, 2015
ORIGINAL CONTRACT AMOUNT: \$155,657.65
CONTRACTOR: MAINLINE CONTRACTING, INC.

LINE ITEM	DESCRIPTION	UNIT	CURRENT CONTRACT QUANTITY	UNIT PRICE	EXTENDED PRICE	ADJUSTED QUANTITY	ADJUSTED PRICE	NET CHANGE
	WATER MAIN SCHEDULE							
1.1	MOBILIZATION	LS	1.00	\$11,000.00	\$11,000.00	1.00	\$11,000.00	\$0.00
2.1	INCIDENTAL	LS	1.00	\$10,750.00	\$10,750.00	1.00	\$10,750.00	\$0.00
3.1	CONSTRUCTION STAKING	LS	0.00	\$2,700.00	\$0.00	0.00	\$0.00	\$0.00
4.1	REESTABLISH PROPERTY CORNERS	EA	0.00	\$450.00	\$0.00	0.00	\$0.00	\$0.00
5.1	CLEARING & GRUBBING, STUMP	EA	2.00	\$250.00	\$500.00	2.00	\$500.00	\$0.00
6.1	CLEARING & GRUBBING	LS	1.00	\$1,500.00	\$1,500.00	1.00	\$1,500.00	\$0.00
7.1	REMOVE CURB STOP & BOX	EA	1.00	\$250.00	\$250.00	1.00	\$250.00	\$0.00
8.1	REMOVE GRAVEL SURFACING	SY	486.00	\$3.15	\$1,530.90	300.00	\$945.00	(\$585.90)
9.1	REMOVE AC PAVEMENT	SY	88.00	\$8.00	\$704.00	31.20	\$249.60	(\$454.40)
10.1	REMOVE PCC DRIVEWAY PAVEMENT	SY	25.00	\$14.00	\$350.00	17.00	\$238.00	(\$112.00)
11.1	AASHTO T-180 SOIL TEST	EA	1.00	\$195.00	\$195.00	1.00	\$195.00	\$0.00
12.1	MULCHING	SY	161.00	\$3.75	\$603.75	132.10	\$495.38	(\$108.37)
13.1	IMPORTED BACKFILL MATERIAL (TRENCH)	CY	45.00	\$20.00	\$900.00	0.00	\$0.00	(\$900.00)
14.1	TYPE III FOUNDATION MATERIAL	T	15.00	\$19.00	\$285.00	0.00	\$0.00	(\$285.00)
15.1	6" PVC WATER MAIN C-900, DR-18	LF	22.00	\$56.00	\$1,232.00	16.00	\$896.00	(\$336.00)
16.1	8" PVC WATER MAIN C-900, DR-18	LF	513.00	\$56.00	\$28,728.00	509.00	\$28,504.00	(\$224.00)
17.1	8" 11.25 DEGREE BEND	EA	0.00	\$800.00	\$0.00	0.00	\$0.00	\$0.00
18.1	8" 45 DEGREE BEND	EA	2.00	\$825.00	\$1,650.00	2.00	\$1,650.00	\$0.00
19.1	8" 90 DEGREE BEND	EA	2.00	\$825.00	\$1,650.00	2.00	\$1,650.00	\$0.00
20.1	8" HIGH DEFLECTION COUPLING	EA	2.00	\$390.00	\$780.00	1.00	\$390.00	(\$390.00)
21.1	8" MJ PLUG	EA	0.00	\$685.00	\$0.00	0.00	\$0.00	\$0.00
22.1	8" X 6" REDUCER	EA	1.00	\$685.00	\$685.00	2.00	\$1,370.00	\$685.00
23.1	8" X 8" X 6" TEE	EA	1.00	\$1,050.00	\$1,050.00	1.00	\$1,050.00	\$0.00
24.1	8" GATE VALVE W/ BOX	EA	1.00	\$2,200.00	\$2,200.00	1.00	\$2,200.00	\$0.00
25.1	FIRE HYDRANT W/AUX VALVE, BOX	EA	1.00	\$5,950.00	\$5,950.00	1.00	\$5,950.00	\$0.00
26.1	1" COPPER SERVICE	LF	59.00	\$135.00	\$7,965.00	60.50	\$8,167.50	\$202.50
27.1	1" TAPPING SADDLE	EA	6.00	\$320.00	\$1,920.00	6.00	\$1,920.00	\$0.00
28.1	1" CURB STOP & BOX	EA	6.00	\$300.00	\$1,800.00	6.00	\$1,800.00	\$0.00
29.1	CONNECT TO EXISTING WATER MAIN	EA	2.00	\$2,500.00	\$5,000.00	2.00	\$5,000.00	\$0.00
30.1	RECONNECT WATER SERVICE	EA	1.00	\$500.00	\$500.00	1.00	\$500.00	\$0.00

LINE ITEM	DESCRIPTION	UNIT	CURRENT CONTRACT QUANTITY	UNIT PRICE	EXTENDED PRICE	ADJUSTED QUANTITY	ADJUSTED PRICE	NET CHANGE
31.1	CATHODIC CONTROL TEST STATION	EA	1.00	\$450.00	\$450.00	1.00	\$450.00	\$0.00
32.1	FLUSH-MOUNTED TRACER WIRE BOX	EA	1.00	\$90.00	\$90.00	2.00	\$180.00	\$90.00
33.1	EROSION AND WATER POLLUTION CONTROL	LS	1.00	\$650.00	\$650.00	0.00	\$0.00	(\$650.00)
34.1	ROCK CONSTRUCTION ENTRANCE	EA	1.00	\$450.00	\$450.00	0.00	\$0.00	(\$450.00)
35.1	12" WATTLES	LF	270.00	\$4.80	\$1,296.00	0.00	\$0.00	(\$1,296.00)
36.1	REMOVE & RESET 12" WATTLES	LF	55.00	\$1.10	\$60.50	0.00	\$0.00	(\$60.50)
37.1	REMOVE 12" WATTLES	LF	270.00	\$1.10	\$297.00	0.00	\$0.00	(\$297.00)
38.1	AGGREGATE BASE COURSE	T	32.00	\$30.00	\$960.00	12.10	\$363.00	(\$597.00)
39.1	GRAVEL CUSHION	T	6.00	\$30.00	\$180.00	0.00	\$0.00	(\$180.00)
40.1	GRAVEL SURFACING, PERMANENT	T	100.00	\$30.00	\$3,000.00	100.00	\$3,000.00	\$0.00
41.1	AC, CLASS G, TYPE 1 PG64-28	T	28.00	\$190.00	\$5,320.00	7.00	\$1,330.00	(\$3,990.00)
42.1	PCC DRIVEWAY PAVEMENT, 6" REINFORCED	SY	28.00	\$160.00	\$4,480.00	17.80	\$2,848.00	(\$1,632.00)
43.1	TRAFFIC CONTROL	LS	1.00	\$2,200.00	\$2,200.00	1.00	\$2,200.00	\$0.00
TOTAL WATER MAIN SCHEDULE					\$109,112.15		\$97,541.48	(\$11,570.67)
SEWER MAIN SCHEDULE								
1.2	MOBILIZATION	LS	1.00	\$2,000.00	\$2,000.00	1.00	\$2,000.00	\$0.00
2.2	INCIDENTAL	LS	1.00	\$2,000.00	\$2,000.00	1.00	\$2,000.00	\$0.00
3.2	CONSTRUCTION STAKING	LS	0.00	\$2,750.00	\$0.00	0.00	\$0.00	\$0.00
4.2	REESTABLISH PROPERTY CORNERS	EA	0.00	\$450.00	\$0.00	0.00	\$0.00	\$0.00
5.2	CLEARING & GRUBBING, TREES	EA	2.00	\$1,200.00	\$2,400.00	2.00	\$2,400.00	\$0.00
6.2	CLEARING & GRUBBING	LS	1.00	\$2,400.00	\$2,400.00	1.00	\$2,400.00	\$0.00
7.2	REMOVE SANITARY SEWER MAIN	LF	14.00	\$5.00	\$70.00	10.00	\$50.00	(\$20.00)
8.2	REMOVE GRAVEL SURFACING	SY	239.00	\$4.00	\$956.00	180.00	\$720.00	(\$236.00)
9.2	AASHTO T-180 SOIL TEST	EA	1.00	\$175.00	\$175.00	0.00	\$0.00	(\$175.00)
10.2	MULCHING	SY	170.00	\$3.75	\$637.50	170.50	\$639.38	\$1.88
11.2	IMPORTED BACKFILL MATERIAL (TRENCH)	CY	20.00	\$20.00	\$400.00	0.00	\$0.00	(\$400.00)
12.2	TYPE III FOUNDATION MATERIAL	T	7.00	\$19.00	\$133.00	0.00	\$0.00	(\$133.00)
13.2	8" PVC SEWER MAIN (6'-8')	LF	199.00	\$56.00	\$11,144.00	196.00	\$10,976.00	(\$168.00)
14.2	8" PVC SEWER MAIN (8'-10')	LF	23.00	\$57.00	\$1,311.00	19.00	\$1,083.00	(\$228.00)
15.2	8" PVC SEWER MAIN (10'-12')	LF	7.00	\$62.00	\$434.00	0.00	\$0.00	(\$434.00)
16.2	4" PVC SEWER SERVICE LINE	LF	57.00	\$65.00	\$3,705.00	38.00	\$2,470.00	(\$1,235.00)
17.2	STANDARD MANHOLE, 48"	EA	2.00	\$4,100.00	\$8,200.00	2.00	\$8,200.00	\$0.00
18.2	EXTRA MANHOLE DEPTH, 48"	VF	5.10	\$400.00	\$2,040.00	5.10	\$2,040.00	\$0.00
19.2	4" PVC SEWER CLEANOUT	EA	5.00	\$200.00	\$1,000.00	4.00	\$800.00	(\$200.00)
20.2	CONNECT TO EXISTING SEWER MAIN	EA	2.00	\$1,400.00	\$2,800.00	2.00	\$2,800.00	\$0.00
21.2	RECONNECT SEWER SERVICE	EA	2.00	\$600.00	\$1,200.00	2.00	\$1,200.00	\$0.00
22.2	BYPASS PUMPING	LS	1.00	\$1,400.00	\$1,400.00	1.00	\$1,400.00	\$0.00
23.2	8" MJ PLUG	EA	1.00	\$640.00	\$640.00	0.00	\$0.00	(\$640.00)

LINE ITEM	DESCRIPTION	UNIT	CURRENT CONTRACT QUANTITY	UNIT PRICE	EXTENDED PRICE	ADJUSTED QUANTITY	ADJUSTED PRICE	NET CHANGE
24.2	EROSION AND WATER POLLUTION CONTROL	LS	0.00	\$600.00	\$0.00	0.00	\$0.00	\$0.00
25.2	ROCK CONSTRUCTION ENTRANCE	EA	0.00	\$400.00	\$0.00	0.00	\$0.00	\$0.00
26.2	12" WATTLES	LF	0.00	\$4.80	\$0.00	0.00	\$0.00	\$0.00
27.2	REMOVE & RESET 12" WATTLES	LF	0.00	\$1.10	\$0.00	0.00	\$0.00	\$0.00
28.2	REMOVE 12" WATTLES	LF	0.00	\$1.10	\$0.00	0.00	\$0.00	\$0.00
29.2	GRAVEL SURFACING, PERMANENT	T	50.00	\$30.00	\$1,500.00	27.00	\$810.00	(\$690.00)
30.2	DECIDUOUS TREE (1-2" CAL)	EA	0.00	\$550.00	\$0.00	0.00	\$0.00	\$0.00
31.2	EVERGREEN TREE (4')	EA	0.00	\$950.00	\$0.00	0.00	\$0.00	\$0.00
32.2	LILAC BUSH	EA	0.00	\$380.00	\$0.00	0.00	\$0.00	\$0.00
33.2	TRAFFIC CONTROL	LS	0.00	\$2,250.00	\$0.00	0.00	\$0.00	\$0.00
TOTAL SEWER MAIN SCHEDULE					\$46,545.50		\$41,988.38	(\$4,557.12)
TOTAL WATER MAIN AND SEWER MAIN SCHEDULES					\$155,657.65		\$139,529.86	(\$16,127.79)

C.C.O. HISTORY INCREASE/(DECREASE)		PRIOR ADJUSTED CONTRACT PRICE :	\$155,657.65
CCO #1F	(\$16,127.79)	NET INCREASE/(DECREASE):	(\$16,127.79)
	\$0.00	ADJUSTED CONTRACT PRICE:	\$139,529.86
	\$0.00	CHANGE TO DATE:	(\$16,127.79)

	DATE	5/19/2015
CONTRACTOR: MAINLINE CONTRACTING	DATE	5/20/15
	DATE	5-20-15
PROJECT MANAGER: KLARE SCHROEDER, P.E.	DATE	
	DATE	
CITY ENGINEER: DALE TECH, P.E. / L.S.	DATE	
 	DATE	
MAYOR: SAM KOOIKER	DATE	
 	DATE	
FINANCE: PAULINE SUMPTION	DATE	
CONTRACT TIME CHANGE +/-: 0	NEW CONTRACT TIME:	Days

City Staff recommends approval of this Change Order #1F to Mainline Contracting for a decrease of \$16,127.79 based on unit pricing with the following appropriation:

Initial Funding	\$30,551.40	\$47,536.20	\$77,570.05			\$155,657.65
Fund Type	Sanitary Sewer	Sanitary Sewer	Water			
Department	0833	0834	0933			
Line Item	4380	4380	4381			
Fund	0604	0604	0602			
CCO #1F	(\$5,107.82)	\$ (3,239.78)	(\$7,780.19)			(\$16,127.79)
						\$0.00
						\$0.00
Adjusted Funding	\$25,443.58	\$44,296.42	\$69,789.86	\$0.00	\$139,529.86	\$139,529.86

**CITY OF RAPID CITY CONSTRUCTION CHANGE ORDER #1F
WATER AND SEWER MAIN EXTENSION - PLUM TREE LANE**

PROJECT NO. 14-2151 / CIP NO. 50961.1

MAY 8, 2015

**ORIGINAL CONTRACT AMOUNT: \$155,657.65
CONTRACTOR: MAINLINE CONTRACTING, INC.**

LINE ITEM	DESCRIPTION	REASON FOR CHANGE
8.1	REMOVE GRAVEL SURFACING	Actual quantity needed to complete project.
9.1	REMOVE AC PAVEMENT	Actual quantity needed to complete project.
10.1	REMOVE PCC DRIVEWAY PAVEMENT	Actual quantity needed to complete project.
12.1	MULCHING	Actual quantity needed to complete project.
13.1	IMPORTED BACKFILL MATERIAL (TRENCH)	None needed to complete the project.
14.1	TYPE III FOUNDATION MATERIAL	None needed to complete the project.
15.1	6" PVC WATER MAIN C-900, DR-18	Actual quantity needed to complete project.
16.1	8" PVC WATER MAIN C-900, DR-18	Actual quantity needed to complete project.
20.1	8" HIGH DEFLECTION COUPLING	Actual quantity needed to complete project.
22.1	8" X 6" REDUCER	Actual quantity needed to complete project.
26.1	1" COPPER SERVICE	Actual quantity needed to complete project.
32.1	FLUSH-MOUNTED TRACER WIRE BOX	Actual quantity needed to complete project.
33.1	EROSION AND WATER POLLUTION CONTROL	None needed to complete the project.
34.1	ROCK CONSTRUCTION ENTRANCE	None needed to complete the project.
35.1	12" WATTLES	None needed to complete the project.
36.1	REMOVE & RESET 12" WATTLES	None needed to complete the project.
37.1	REMOVE 12" WATTLES	None needed to complete the project.
38.1	AGGREGATE BASE COURSE	Actual quantity needed to complete project.
39.1	GRAVEL CUSHION	None needed to complete the project.
41.1	AC, CLASS G, TYPE 1 PG64-28	Actual quantity needed to complete project.
42.1	PCC DRIVEWAY PAVEMENT, 6" REINFORCED	Actual quantity needed to complete project.
7.2	REMOVE SANITARY SEWER MAIN	Actual quantity needed to complete project.
8.2	REMOVE GRAVEL SURFACING	Actual quantity needed to complete project.
9.2	AASHTO T-180 SOIL TEST	Actual quantity needed to complete project.
10.2	MULCHING	Actual quantity needed to complete project.
11.2	IMPORTED BACKFILL MATERIAL (TRENCH)	None needed to complete the project.
12.2	TYPE III FOUNDATION MATERIAL	None needed to complete the project.
13.2	8" PVC SEWER MAIN (6'- 8')	Actual quantity needed to complete project.
14.2	8" PVC SEWER MAIN (8'- 10')	Actual quantity needed to complete project.

15.2	8" PVC SEWER MAIN (10'-12')	Actual quantity needed to complete project.
16.2	4" PVC SEWER SERVICE LINE	Actual quantity needed to complete project.
19.2	4" PVC SEWER CLEANOUT	Actual quantity needed to complete project.
23.2	8" MJ PLUG	None needed to complete the project.
29.2	GRAVEL SURFACING, PERMANENT	Actual quantity needed to complete project.

PREPARED BY: Klare Schroeder

DATE: May 8, 2015

FUNDING TYPE		Sanitary Sewer		Water		Water		
COST CENTER		0834		0933		0934		
LINE ITEM		4384		4381		4385		
FUND		0604		0602		0602		
ITEM NO.	DESCRIPTION OF ITEM	AMOUNT	PERCENT			AMOUNT	PERCENT	
1.1	MOBILIZATION	0.00	0%	0.00	28%	0.00	72%	100%
2.1	INCIDENTAL	0.00	0%	0.00	28%	0.00	72%	100%
3.1	CONSTRUCTION STAKING	0.00	0%	0.00	28%	0.00	72%	100%
4.1	REESTABLISH PROPERTY CORNER	0.00	0%	0.00	28%	0.00	72%	100%
5.1	CLEARING & GRUBBING, STUMP	0.00	0%	0.00	28%	0.00	72%	100%
6.1	CLEARING & GRUBBING	0.00	0%	0.00	28%	0.00	72%	100%
7.1	REMOVE CURB STOP & BOX	0.00	0%	0.00	28%	0.00	72%	100%
8.1	REMOVE GRAVEL SURFACING	0.00	0%	-164.05	28%	-421.85	72%	100%
9.1	REMOVE AC PAVEMENT	0.00	0%	-127.23	28%	-327.17	72%	100%
10.1	REMOVE PCC DRIVEWAY PAVEMENT	0.00	0%	-31.36	28%	-80.64	72%	100%
11.1	AASHTO T-180 SOIL TEST	0.00	0%	0.00	28%	0.00	72%	100%
12.1	SEEDING, FERTILIZING, & MULCHING	0.00	0%	-30.34	28%	-78.03	72%	100%
13.1	IMPORTED BACKFILL MATERIAL (TYPE III)	0.00	0%	-252.00	28%	-648.00	72%	100%
14.1	TYPE III FOUNDATION MATERIAL	0.00	0%	-79.80	28%	-205.20	72%	100%
15.1	6" PVC WATER MAIN C-900, DR-18	0.00	0%	-94.08	28%	-241.92	72%	100%
16.1	8" PVC WATER MAIN C-900, DR-18	0.00	0%	-62.72	28%	-161.28	72%	100%
17.1	8" 11.25 DEGREE BEND	0.00	0%	0.00	28%	0.00	72%	100%
18.1	8" 45 DEGREE BEND	0.00	0%	0.00	28%	0.00	72%	100%
19.1	8" 90 DEGREE BEND	0.00	0%	0.00	28%	0.00	72%	100%
20.1	8" HIGH DEFLECTION COUPLING	0.00	0%	-109.20	28%	-280.80	72%	100%
21.1	8" MJ PLUG	0.00	0%	0.00	28%	0.00	72%	100%
22.1	8" X 6" REDUCER	0.00	0%	191.80	28%	493.20	72%	100%
23.1	8" X 8" X 6" TEE	0.00	0%	0.00	28%	0.00	72%	100%
24.1	8" GATE VALVE W/ BOX	0.00	0%	0.00	28%	0.00	72%	100%
25.1	FIRE HYDRANT W/AUX VALVE, BOX	0.00	0%	0.00	28%	0.00	72%	100%
26.1	1" COPPER SERVICE	0.00	0%	56.70	28%	145.80	72%	100%
27.1	1" TAPPING SADDLE	0.00	0%	0.00	28%	0.00	72%	100%
28.1	1" CURB STOP & BOX	0.00	0%	0.00	28%	0.00	72%	100%
29.1	CONNECT TO EXISTING WATER MAIN	0.00	0%	0.00	28%	0.00	72%	100%
30.1	RECONNECT WATER SERVICE	0.00	0%	0.00	28%	0.00	72%	100%

31.1	CATHODIC CONTROL TEST STATI	0.00	0%	0.00	28%	0.00	72%	100%
32.1	FLUSH-MOUNTED TRACER WIRE	0.00	0%	25.20	28%	64.80	72%	100%
33.1	EROSION AND WATER POLLUTIO	-130.00	20%	-182.00	28%	-338.00	52%	100%
34.1	ROCK CONSTRUCTION ENTRANC	-90.00	20%	-126.00	28%	-234.00	52%	100%
35.1	12" WATTLES	-259.20	20%	-362.88	28%	-673.92	52%	100%
36.1	REMOVE & RESET 12" WATTLES	-12.10	20%	-16.94	28%	-31.46	52%	100%
37.1	REMOVE 12" WATTLES	-59.40	20%	-83.16	28%	-154.44	52%	100%
38.1	AGGREGATE BASE COURSE	0.00	0%	-167.16	28%	-429.84	72%	100%
39.1	GRAVEL CUSHION	0.00	0%	-50.40	28%	-129.60	72%	100%
40.1	GRAVEL SURFACING, PERMANEN	0.00	0%	0.00	28%	0.00	72%	100%
41.1	AC, CLASS G, TYPE 1 PG64-28	0.00	0%	-1,117.20	28%	-2,872.80	72%	100%
42.1	PCC DRIVEWAY PAVEMENT, 6" RE	0.00	0%	-456.96	28%	-1,175.04	72%	100%
43.1	TRAFFIC CONTROL	0.00	20%	0.00	28%	0.00	52%	100%
		(\$550.70)		\$(3,239.78)		(\$7,780.19)		\$ (11,570.67)
1.2	MOBILIZATION	0.00	100%	0.00	0%	0.00	0%	100%
2.2	INCIDENTAL	0.00	100%	0.00	0%	0.00	0%	100%
3.2	CONSTRUCTION STAKING	0.00	100%	0.00	0%	0.00	0%	100%
4.2	REESTABLISH PROPERTY CORNE	0.00	100%	0.00	0%	0.00	0%	100%
5.2	CLEARING & GRUBBING, TREES	0.00	100%	0.00	0%	0.00	0%	100%
6.2	CLEARING & GRUBBING	0.00	100%	0.00	0%	0.00	0%	100%
7.2	REMOVE SANITARY SEWER MAIN	-20.00	100%	0.00	0%	0.00	0%	100%
8.2	REMOVE GRAVEL SURFACING	-236.00	100%	0.00	0%	0.00	0%	100%
9.2	AASHTO T-180 SOIL TEST	-175.00	100%	0.00	0%	0.00	0%	100%
10.2	SEEDING, FERTILIZING, & MULCH	1.88	100%	0.00	0%	0.00	0%	100%
11.2	IMPORTED BACKFILL MATERIAL (-400.00	100%	0.00	0%	0.00	0%	100%
12.2	TYPE III FOUNDATION MATERIAL	-133.00	100%	0.00	0%	0.00	0%	100%
13.2	8" PVC SEWER MAIN (6'- 8')	-168.00	100%	0.00	0%	0.00	0%	100%
14.2	8" PVC SEWER MAIN (8'- 10')	-228.00	100%	0.00	0%	0.00	0%	100%
15.2	8" PVC SEWER MAIN (10'-12')	-434.00	100%	0.00	0%	0.00	0%	100%
16.2	4" PVC SEWER SERVICE LINE	-1,235.00	100%	0.00	0%	0.00	0%	100%
17.2	STANDARD MANHOLE, 48"	0.00	100%	0.00	0%	0.00	0%	100%
18.2	EXTRA MANHOLE DEPTH, 48"	0.00	100%	0.00	0%	0.00	0%	100%
19.2	4" PVC SEWER CLEANOUT	-200.00	100%	0.00	0%	0.00	0%	100%
20.2	CONNECT TO EXISTING SEWER M	0.00	100%	0.00	0%	0.00	0%	100%
21.2	RECONNECT SEWER SERVICE	0.00	100%	0.00	0%	0.00	0%	100%
22.2	BYPASS PUMPING	0.00	100%	0.00	0%	0.00	0%	100%
23.2	8" MJ PLUG	-640.00	100%	0.00	0%	0.00	0%	100%
24.2	EROSION AND WATER POLLUTIO	0.00	100%	0.00	0%	0.00	0%	100%
25.2	ROCK CONSTRUCTION ENTRANC	0.00	100%	0.00	0%	0.00	0%	100%

26.2	12" WATTLES	0.00	100%	0.00	0%	0.00	0%	100%
27.2	REMOVE & RESET 12" WATTLES	0.00	100%	0.00	0%	0.00	0%	100%
28.2	REMOVE 12" WATTLES	0.00	100%	0.00	0%	0.00	0%	100%
29.2	GRAVEL SURFACING, PERMANEN	-690.00	100%	0.00	0%	0.00	0%	100%
30.2	DECIDUOUS TREE (1-2" CAL)	0.00	100%	0.00	0%	0.00	0%	100%
31.2	EVERGREEN TREE (4')	0.00	100%	0.00	0%	0.00	0%	100%
32.2	LILAC BUSH	0.00	100%	0.00	0%	0.00	0%	100%
33.2	TRAFFIC CONTROL	0.00	100%	0.00	0%	0.00	0%	100%
		(\$4,557.12)		\$0.00		\$0.00		\$ (4,557.12)
		(\$5,107.82)		\$ (3,239.78)		(\$7,780.19)		\$ (16,127.79)