




CITY OF RAPID CITY CONSTRUCTION CHANGE ORDER #1F
South Robbinsdale Drainage Projects, E Centennial St & E Nebraska St
PROJECT NO. 14-2184 / CIP NO. 50425
NOVEMBER 7, 2014
ORIGINAL CONTRACT AMOUNT: \$0.00
CONTRACTOR: R.C.S. CONSTRUCTION, INC.

LINE ITEM	DESCRIPTION	UNIT	CURRENT CONTRACT QUANTITY	UNIT PRICE	EXTENDED PRICE	ADJUSTED QUANTITY	ADJUSTED PRICE	NET CHANGE
1	MOBILIZATION	LS	1.00	\$25,044.36	\$25,044.36	1.00	\$25,044.36	\$0.00
2	INCIDENTAL WORK	LS	1.00	\$9,926.47	\$9,926.47	1.00	\$9,926.47	\$0.00
3	CONSTRUCTION STAKING	LS	1.00	\$1,217.77	\$1,217.77	1.00	\$1,217.77	\$0.00
4	CORNER	EA	2.00	\$67.65	\$135.30	0.00	\$0.00	(\$135.30)
5	TRAFFIC CONTROL	LS	1.00	\$5,392.00	\$5,392.00	1.00	\$5,392.00	\$0.00
6	CONSTRUCTION ENTRANCE - VEHICLE TRACKING CONTROL (VTC)	EA	1.00	\$328.92	\$328.92	1.00	\$328.92	\$0.00
7	GRANULAR MATERIAL FOR VEHICLE TRACKING CONTROL	TON	50.00	\$16.73	\$836.50	41.12	\$687.94	(\$148.56)
8	TEMPORARY GRAVEL SURFACING, 1" BASE COURSE	TON	150.00	\$21.69	\$3,253.50	73.40	\$1,592.05	(\$1,661.45)
9	INLET PROTECTION (IP) - TYPE "B" INLET	EA	4.00	\$159.47	\$637.88	4.00	\$637.88	\$0.00
10	REMOVE INLET PROTECTION - TYPE "B" INLET	EA	4.00	\$21.54	\$86.16	4.00	\$86.16	\$0.00
11	SEDIMENT CONTROL WATTLE (SCW), 9" DIAMETER	LF	136.00	\$4.80	\$652.80	107.00	\$513.60	(\$139.20)
12	REMOVE SEDIMENT CONTROL WATTLE	LF	136.00	\$2.15	\$292.40	107.00	\$230.05	(\$62.35)
13	GRAVEL FILTER SOCKS	LF	36.00	\$5.66	\$203.76	56.00	\$316.96	\$113.20
14	REMOVE GRAVEL FILTER SOCKS	LF	36.00	\$2.15	\$77.40	56.00	\$120.40	\$43.00
15	UNCLASSIFIED EXCAVATION	CY	310.00	\$14.29	\$4,429.90	310.00	\$4,429.90	\$0.00
16	UNDER-CUT	CY	290.00	\$14.29	\$4,144.10	290.00	\$4,144.10	\$0.00
17	IMPORTED BACKFILL MATERIAL (GRADING)	CY	100.00	\$8.62	\$862.00	0.00	\$0.00	(\$862.00)
18	IMPORTED BACKFILL MATERIAL (TRENCH)	CY	100.00	\$8.62	\$862.00	0.00	\$0.00	(\$862.00)
19	TYPE I BEDDING MATERIAL	TON	50.00	\$25.08	\$1,254.00	26.40	\$662.11	(\$591.89)
20	TYPE II FOUNDATION MATERIAL	1.00	50.00	\$25.08	\$1,254.00	0.00	\$0.00	(\$1,254.00)
21	CONTROLLED LOW STRENGTH BACKFILL MATERIAL	CY	10.00	\$132.91	\$1,329.10	0.00	\$0.00	(\$1,329.10)
22	AASHTO T-180 SOIL TEST	EA	2.00	\$169.13	\$338.26	1.00	\$169.13	(\$169.13)
23	SAWING, ACC PAVEMENT	LF	28.00	\$3.02	\$84.56	28.00	\$84.56	\$0.00
24	SAWING, PCC PAVEMENT	LF	385.00	\$4.31	\$1,659.35	385.00	\$1,659.35	\$0.00
25	REMOVE CURB & GUTTER	LF	134.00	\$4.09	\$548.06	157.50	\$644.18	\$96.12
26	REMOVE ACC PAVEMENT	SY	186.00	\$7.44	\$1,383.84	186.00	\$1,383.84	\$0.00

LINE ITEM	DESCRIPTION	UNIT	CURRENT CONTRACT QUANTITY	UNIT PRICE	EXTENDED PRICE	ADJUSTED QUANTITY	ADJUSTED PRICE	NET CHANGE
27	REMOVE PCC PAVEMENT, PAN, AND FILLET	SY	656.00	\$7.44	\$4,880.64	689.70	\$5,131.37	\$250.73
28	REMOVE PCC SIDEWALK	SY	31.10	\$4.55	\$141.51	42.20	\$192.01	\$50.50
29	REMOVE PCC DRIVEWAY AND APPROACH	SY	25.00	\$5.78	\$144.50	26.70	\$154.33	\$9.83
30	REMOVE 15" RCP STORM SEWER	LF	3.00	\$54.58	\$163.74	3.00	\$163.74	\$0.00
31	CLEARING & GRUBBING, 6" - 18" TREES	EA	1.00	\$473.99	\$473.99	1.00	\$473.99	\$0.00
32	ACC PAVING MOBILIZATIONS	EA	1.00	\$1,353.07	\$1,353.07	1.00	\$1,353.07	\$0.00
33	TYPE B66 CURB AND GUTTER	LF	131.00	\$22.47	\$2,943.57	154.50	\$3,471.62	\$528.05
34	TYPE P6 GUTTER	LF	20.00	\$22.47	\$449.40	26.00	\$584.22	\$134.82
35	ASPHALT CONCRETE, CLASS G, TYPE 1, PG64-28	TON	65.00	\$162.37	\$10,554.05	63.90	\$10,375.44	(\$178.61)
36	AGGREGATE BASE COURSE, 1"	TON	320.00	\$22.43	\$7,177.60	355.40	\$7,971.62	\$794.02
37	PCC FILLET AND PAN (REINFORCED), 6"	SY	36.50	\$74.19	\$2,707.94	36.50	\$2,707.94	\$0.00
38	PCC DRIVEWAY APPROACH PAVEMENT, 6" NON REINFORCED	SY	18.90	\$63.55	\$1,201.10	18.90	\$1,201.10	\$0.00
39	PCC 5' WIDE SIDEWALK WITH HANDICAP RAMP	SY	33.80	\$67.37	\$2,277.11	35.90	\$2,418.58	\$141.47
40	GEOTEXTILE FABRIC	SY	190.00	\$3.78	\$718.20	124.70	\$471.37	(\$246.83)
41	NONREINFORCED, PANEL REPLACEMENT W/ SEALED JOINTS	SY	619.00	\$84.83	\$52,509.77	669.10	\$56,759.75	\$4,249.98
42	#5 X 24" EXPOXY COATED DEFORMED TIE BARS	EA	373.00	\$7.02	\$2,618.46	331.00	\$2,323.62	(\$294.84)
43	#10 X 18" EXPOXY COATED DOWELS	EA	442.00	\$11.27	\$4,981.34	587.00	\$6,615.49	\$1,634.15
44	CONNECT TO EXISTING STORM SEWER	EA	1.00	\$712.47	\$712.47	1.00	\$712.47	\$0.00
45	TYPE "B" INLET	EA	2.00	\$2,433.67	\$4,867.34	2.00	\$4,867.34	\$0.00
46	CAST IN PLACE 4'X4' JUNCTION BOX, W/ BOOTED CONNECTIONS	EA	1.00	\$4,657.10	\$4,657.10	1.00	\$4,657.10	\$0.00
47	12" PVC STORM SEWER SDR35 GREEN	LF	272.00	\$46.42	\$12,626.24	272.00	\$12,626.24	\$0.00
48	12" SDR35 45 DEG BEND	EA	2.00	\$400.30	\$800.60	2.00	\$800.60	\$0.00
49	COORDINATE RELOCATION OF STREET LIGHT ON BHP WOODEN POLE	EA	1.00	\$359.09	\$359.09	1.00	\$359.09	\$0.00
50	SODDING	SY	96.00	\$8.08	\$775.68	104.10	\$841.13	\$65.45
51	TOPSOIL, PLACE 5" THICK (INCLUDING 1" INCORPORATED CO-COMPOST)	CY	13.50	\$32.04	\$432.54	13.50	\$432.54	\$0.00
52	ADJUST MANHOLE CASTING	EA	1.00	\$721.05	\$721.05	1.00	\$721.05	\$0.00
53	DETECTABLE WARNING PANNEL	SF	16.00	\$40.47	\$647.52	16.00	\$647.52	\$0.00

LINE ITEM	DESCRIPTION	UNIT	CURRENT CONTRACT QUANTITY	UNIT PRICE	EXTENDED PRICE	ADJUSTED QUANTITY	ADJUSTED PRICE	NET CHANGE
54	(FRUITLESS) - MINIMUM 2" CALIPER	EA	1.00	\$788.05	\$788.05	1.00	\$788.05	\$0.00
55	SEAL EXISTING CONCRETE PANEL JOINTS	LF	245.00	\$4.06	\$994.70	653.00	\$2,651.18	\$1,656.48
56	CONSTRUCTION STAKING	LS	1.00	\$270.61	\$270.61	1.00	\$270.61	\$0.00
57	TRAFFIC CONTROL	LS	1.00	\$1,418.02	\$1,418.02	1.00	\$1,418.02	\$0.00
58	INLET PROTECTION (IP) - 30' GRATE INLET	EA	1.00	\$159.47	\$159.47	1.00	\$159.47	\$0.00
59	REMOVE INLET PROTECTION (IP) - 30' GRATE INLET	EA	1.00	\$21.54	\$21.54	1.00	\$21.54	\$0.00
60	SEDIMENT CONTROL WATTLE (SCW), 9" DIAMETER	LF	44.00	\$4.80	\$211.20	0.00	\$0.00	(\$211.20)
61	REMOVE SEDIMENT CONTROL WATTLE	LF	44.00	\$1.44	\$63.36	0.00	\$0.00	(\$63.36)
62	UNCLASSIFIED EXCAVATION	CY	15.00	\$9.55	\$143.25	15.00	\$143.25	\$0.00
63	UNDER-CUT	CY	11.00	\$9.55	\$105.05	11.00	\$105.05	\$0.00
64	IMPORTED BACKFILL MATERIAL (GRADING)	CY	20.00	\$8.62	\$172.40	0.00	\$0.00	(\$172.40)
65	AASHTO T-180 SOIL TEST	EA	1.00	\$169.13	\$169.13	0.00	\$0.00	(\$169.13)
66	SAWING, ACC PAVEMENT	LF	43.00	\$3.02	\$129.86	44.00	\$132.88	\$3.02
67	REMOVE CURB & GUTTER	LF	33.00	\$6.25	\$206.25	34.00	\$212.50	\$6.25
68	REMOVE ACC PAVEMENT	SY	18.50	\$7.44	\$137.64	18.90	\$140.62	\$2.98
69	ACC PAVING MOBILIZATIONS	EA	1.00	\$608.88	\$608.88	1.00	\$608.88	\$0.00
70	TYPE B66 CURB AND GUTTER	LF	28.00	\$23.19	\$649.32	29.00	\$672.51	\$23.19
71	ASPHALT CONCRETE, CLASS G, TYPE 1, PG64-28	TON	6.50	\$216.49	\$1,407.19	7.60	\$1,645.32	\$238.13
72	AGGREGATE BASE COURSE, 1"	TON	12.50	\$22.43	\$280.38	15.23	\$341.61	\$61.23
73	TYPE "E" INLET (CITY STANDARD DETAIL 62-1), 6'	EA	1.00	\$2,433.67	\$2,433.67	1.00	\$2,433.67	\$0.00
74	CONNECT TO EXISTING INLET	EA	1.00	\$982.74	\$982.74	1.00	\$982.74	\$0.00
75	12" PVC STORM SEWER, SDR-35, GREEN	LF	18.00	\$46.42	\$835.56	18.00	\$835.56	\$0.00
76	SODDING	SY	25.00	\$8.08	\$202.00	0.00	\$0.00	(\$202.00)
77	TOPSOIL, PLACE 5" THICK (INCLUDING 1" INCORPORATED CO-COMPOST)	CY	4.00	\$31.90	\$127.60	0.00	\$0.00	(\$127.60)
78	SNOUT (OIL AND DEBRIS STOP)	EA	1.00	\$803.57	\$803.57	1.00	\$803.57	\$0.00
79	12" SDR35 11.25 DEG BEND	EA	1.00	\$385.59	\$385.59	1.00	\$385.59	\$0.00
TOTAL					\$201,837.04		\$203,058.69	\$1,221.65

C.C.O. HISTORY INCREASE/(DECREASE)		PRIOR ADJUSTED CONTRACT PRICE :	\$201,837.04
CCO #1F	\$1,221.65	NET INCREASE/(DECREASE):	\$1,221.65
	\$0.00	ADJUSTED CONTRACT PRICE:	\$203,058.69
	\$0.00	CHANGE TO DATE:	\$1,221.65

	DATE	11/13/19
CONTRACTOR: RCS CONSTRUCTION	DATE	11/13/14
	DATE	11-13-14
PROJECT MANAGER: KLAIRE SCHROEDER, P.E.	DATE	
	DATE	
CITY ENGINEER: DALE TECH, P.E. / L.S.	DATE	
MAYOR: SAM KOOIKER	DATE	
FINANCE: PAULINE SUMPTION	DATE	
CONTRACT TIME CHANGE +/-: 0	NEW CONTRACT TIME:	Days

City Staff recommends approval of this Change Order #1F to RCS Construction for an increase of \$1,221.65 based on unit pricing with the following appropriation:

Initial Funding	\$137,837.04	\$64,000.00			\$201,837.04
Fund Type	Streets	Drainage			
Department	8910	8911			
Line Item	4370	4371			
Fund	0505	0505			
CCO #1F	\$7,963.87	(\$6,742.22)			\$1,221.65
					\$0.00
					\$0.00
Adjusted Funding	\$145,800.91	\$57,257.78		\$203,058.69	\$203,058.69

CITY OF RAPID CITY CONSTRUCTION CHANGE ORDER #1F
South Robbinsdale Drainage Projects, E Centennial St & E Nebraska St
PROJECT NO. 14-2184 / CIP NO. 50425
NOVEMBER 7, 2014
ORIGINAL CONTRACT AMOUNT: \$0.00
CONTRACTOR: R.C.S. CONSTRUCTION, INC.

LINE ITEM	DESCRIPTION	REASON FOR CHANGE
4	REESTABLISH PROPERTY CORNER	Not used to complete the project
7	GRANULAR MATERIAL FOR VEHICLE TRACKING CONTROL	Actual quantity used
8	TEMPORARY GRAVEL SURFACING, 1" BASE COURSE	Actual quantity used
11	SEDIMENT CONTROL WATTLE (SCW), 9" DIAMETER	Actual quantity used
12	REMOVE SEDIMENT CONTROL WATTLE	Actual quantity used
13	GRAVEL FILTER SOCKS	Actual quantity used
14	REMOVE GRAVEL FILTER SOCKS	Actual quantity used
17	IMPORTED BACKFILL MATERIAL (GRADING)	Not used to complete the project
18	IMPORTED BACKFILL MATERIAL (TRENCH)	Not used to complete the project
19	TYPE I BEDDING MATERIAL	Actual quantity used
20	TYPE II FOUNDATION MATERIAL	Not used to complete the project
21	CONTROLLED LOW STRENGTH BACKFILL MATERIAL	Not used to complete the project
22	AASHTO T-180 SOIL TEST	Actual quantity used
25	REMOVE CURB & GUTTER	Actual quantity used
27	REMOVE PCC PAVEMENT, PAN, AND FILLET	Actual quantity used
28	REMOVE PCC SIDEWALK	Actual quantity used
29	REMOVE PCC DRIVEWAY AND APPROACH	Actual quantity used

33	TYPE B66 CURB AND GUTTER	Actual quantity used
34	TYPE P6 GUTTER	Actual quantity used
35	ASPHALT CONCRETE, CLASS G, TYPE 1, PG64-28	Actual quantity used
36	AGGREGATE BASE COURSE, 1"	Actual quantity used
39	PCC 5' WIDE SIDEWALK WITH HANDICAP RAMP	Actual quantity used
40	GEOTEXTILE FABRIC	Actual quantity used
41	PCC PAVEMENT, 9" NONREINFORCED, PANEL	Actual quantity used
42	#5 X 24" EXPOXY COATED DEFORMED TIE BARS	Actual quantity used
43	#10 X 18" EXPOXY COATED DOWELS	Actual quantity used
50	SODDING	Actual quantity used
55	SEAL EXISTING CONCRETE PANEL JOINTS	Actual quantity used
60	SEDIMENT CONTROL WATTLE (SCW), 9" DIAMETER	Not used to complete the project
61	REMOVE SEDIMENT CONTROL WATTLE	Not used to complete the project
64	IMPORTED BACKFILL MATERIAL (GRADING)	Not used to complete the project
65	AASHTO T-180 SOIL TEST	Not used to complete the project
66	SAWING, ACC PAVEMENT	Actual quantity used
67	REMOVE CURB & GUTTER	Actual quantity used
68	REMOVE ACC PAVEMENT	Actual quantity used
70	TYPE B66 CURB AND GUTTER	Actual quantity used
71	ASPHALT CONCRETE, CLASS G, TYPE 1, PG64-28	Actual quantity used
72	AGGREGATE BASE COURSE, 1"	Actual quantity used
76	SODDING	Not used to complete the project
77	TOPSOIL, PLACE 5" THICK (INCLUDING 1")	Not used to complete the project

PREPARED BY: Klare Schroeder, P.E.

DATE: November 7, 2014

		Streets		Drainage		
		8910		8911		
		4370		4371		
		0505		0505		
ITEM NO.	DESCRIPTION OF ITEM	AMOUNT	PERCENT	AMOUNT	PERCENT	
1	MOBILIZATION	0.00	63%	0.00	37%	100%
2	INCIDENTAL WORK	0.00	58%	0.00	42%	100%
3	CONSTRUCTION STAKING	0.00	11%	0.00	89%	100%
4	REESTABLISH PROPERTY CORNER	0.00	0%	-135.30	100%	100%
5	TRAFFIC CONTROL	0.00	100%	0.00	0%	100%
6	CONSTRUCTION ENTRANCE - VEHICLE	0.00	0%	0.00	100%	100%
7	GRANULAR MATERIAL FOR VEHICLE	0.00	0%	-148.56	100%	100%
8	TEMPORARY GRAVEL SURFACING	0.00	0%	-1,661.45	100%	100%
9	INLET PROTECTION (IP) - TYPE "B"	0.00	0%	0.00	100%	100%
10	REMOVE INLET PROTECTION - TYPE	0.00	0%	0.00	100%	100%
11	SEDIMENT CONTROL WATTLE (SCW)	0.00	0%	-139.20	100%	100%
12	REMOVE SEDIMENT CONTROL WATTLE	0.00	0%	-62.35	100%	100%
13	GRAVEL FILTER SOCKS	0.00	0%	113.20	100%	100%
14	REMOVE GRAVEL FILTER SOCKS	0.00	0%	43.00	100%	100%
15	UNCLASSIFIED EXCAVATION	0.00	100%	0.00	0%	100%
16	UNDER-CUT	0.00	100%	0.00	0%	100%
17	IMPORTED BACKFILL MATERIAL (C)	-862.00	100%	0.00	0%	100%
18	IMPORTED BACKFILL MATERIAL (C)	0.00	0%	-862.00	100%	100%
19	TYPE I BEDDING MATERIAL	0.00	0%	-591.89	100%	100%
20	TYPE II FOUNDATION MATERIAL	0.00	0%	-1,254.00	100%	100%
21	CONTROLLED LOW STRENGTH BASE	0.00	0%	-1,329.10	100%	100%
22	AASHTO T-180 SOIL TEST	0.00	0%	-169.13	100%	100%
23	SAWING, ACC PAVEMENT	0.00	100%	0.00	0%	100%
24	SAWING, PCC PAVEMENT	0.00	100%	0.00	0%	100%
25	REMOVE CURB & GUTTER	96.12	100%	0.00	0%	100%
26	REMOVE ACC PAVEMENT	0.00	100%	0.00	0%	100%

27	REMOVE PCC PAVEMENT, PAN, A	250.73	100%	0.00	0%	100%
28	REMOVE PCC SIDEWALK	50.50	100%	0.00	0%	100%
29	REMOVE PCC DRIVEWAY AND AP	9.83	100%	0.00	0%	100%
30	REMOVE 15" RCP STORM SEWER	0.00	100%	0.00	0%	100%
31	CLEARING & GRUBBING, 6" - 18" T	0.00	100%	0.00	0%	100%
32	ACC PAVING MOBILIZATIONS	0.00	100%	0.00	0%	100%
33	TYPE B66 CURB AND GUTTER	528.05	100%	0.00	0%	100%
34	TYPE P6 GUTTER	134.82	100%	0.00	0%	100%
35	ASPHALT CONCRETE, CLASS G, T	-178.61	100%	0.00	0%	100%
36	AGGREGATE BASE COURSE, 1"	794.02	100%	0.00	0%	100%
37	PCC FILLET AND PAN (REINFORC	0.00	100%	0.00	0%	100%
38	PCC DRIVEWAY APPROACH PAVE	0.00	100%	0.00	0%	100%
39	PCC 5' WIDE SIDEWALK WITH HA	141.47	100%	0.00	0%	100%
40	GEOTEXTILE FABRIC	-246.83	100%	0.00	0%	100%
41	PCC PAVEMENT, 9" NONREINFOR	4,249.98	100%	0.00	0%	100%
42	#5 X 24" EXPOXY COATED DEFOR	-294.84	100%	0.00	0%	100%
43	#10 X 18" EXPOXY COATED DOWE	1,634.15	100%	0.00	0%	100%
44	CONNECT TO EXISTING STORM S	0.00	0%	0.00	100%	100%
45	TYPE "B" INLET	0.00	0%	0.00	100%	100%
46	CAST IN PLACE 4'X4' JUNCTION B	0.00	0%	0.00	100%	100%
47	12" PVC STORM SEWER SDR35 G	0.00	0%	0.00	100%	100%
48	12" SDR35 45 DEG BEND	0.00	0%	0.00	100%	100%
49	COORDINATE RELOCATION OF ST	0.00	0%	0.00	100%	100%
50	SODDING	0.00	0%	65.45	100%	100%
51	TOPSOIL, PLACE 5" THICK (INCLU	0.00	0%	0.00	100%	100%
52	ADJUST MANHOLE CASTING	0.00	100%	0.00	0%	100%
53	DETECTABLE WARNING PANNEL	0.00	100%	0.00	0%	100%
54	MALLUS SPRING SNOW CRAB (FR	0.00	0%	0.00	100%	100%

55	SEAL EXISTING CONCRETE PANE	1,656.48	100%	0.00	0%	100%
56	CONSTRUCTION STAKING	0.00	0%	0.00	100%	100%
57	TRAFFIC CONTROL	0.00	0%	0.00	100%	100%
58	INLET PROTECTION (IP) - 30' GRA	0.00	0%	0.00	100%	100%
59	REMOVE INLET PROTECTION (IP)	0.00	0%	0.00	100%	100%
60	SEDIMENT CONROL WATTLE (SCV	0.00	0%	-211.20	100%	100%
61	REMOVE SEDIMENT CONTROL WA	0.00	0%	-63.36	100%	100%
62	UNCLASSIFIED EXCAVATION	0.00	0%	0.00	100%	100%
63	UNDER-CUT	0.00	0%	0.00	100%	100%
64	IMPORTED BACKFILL MATERIAL (0.00	0%	-172.40	100%	100%
65	AASHTO T-180 SOIL TEST	0.00	0%	-169.13	100%	100%
66	SAWING, ACC PAVEMENT	0.00	0%	3.02	100%	100%
67	REMOVE CURB & GUTTER	0.00	0%	6.25	100%	100%
68	REMOVE ACC PAVEMENT	0.00	0%	2.98	100%	100%
69	ACC PAVING MOBILIZATIONS	0.00	0%	0.00	100%	100%
70	TYPE B66 CURB AND GUTTER	0.00	0%	23.19	100%	100%
71	ASPHALT CONCRETE, CLASS G, T	0.00	0%	238.13	100%	100%
72	AGGREGATE BASE COURSE, 1"	0.00	0%	61.23	100%	100%
73	TYPE "E" INLET (CITY STANDARD	0.00	0%	0.00	100%	100%
74	CONNECT TO EXISTING INLET	0.00	0%	0.00	100%	100%
75	12" PVC STORM SEWER, SDR-35,	0.00	0%	0.00	100%	100%
76	SODDING	0.00	0%	-202.00	100%	100%
77	TOPSOIL, PLACE 5" THICK (INCLU	0.00	0%	-127.60	100%	100%
78	SNOUT (OIL AND DEBRIS STOP)	0.00	0%	0.00	100%	100%
79	12" SDR35 11.25 DEG BEND	0.00	0%	0.00	100%	100%
		\$7,963.87		(\$6,742.22)		\$1,221.65