

CITY OF RAPID CITY CONSTRUCTION CHANGE ORDER #5F
ELM AVENUE RECONSTRUCTION - E. OAKLAND STREET TO UTAH STREET
PROJECT NO. ST10-1777 / CIP NO. 50643
AUGUST 2, 2013
ORIGINAL CONTRACT AMOUNT: \$1,934,874.71
CONTRACTOR: MAINLINE CONTRACTING INC

LINE ITEM	DESCRIPTION	UNIT	CURRENT CONTRACT QUANTITY	UNIT PRICE	EXTENDED PRICE	ADJUSTED QUANTITY	ADJUSTED PRICE	NET CHANGE
1	MOBILIZATION	LS	1.00	\$120,000.00	\$120,000.00	1.00	\$120,000.00	\$0.00
2	INCIDENTAL WORK	LS	1.00	\$166,000.00	\$166,000.00	1.00	\$166,000.00	\$0.00
3	INCIDENTAL WORK (ELECTRICAL)	LS	1.00	\$2,700.00	\$2,700.00	1.00	\$2,700.00	\$0.00
4	CONSTRUCTION STAKING	LS	1.00	\$20,900.00	\$20,900.00	1.00	\$20,900.00	\$0.00
5	REESTABLISH PROPERTY CORNERS	EA	10.00	\$106.00	\$1,060.00	10.00	\$1,060.00	\$0.00
6	PERMANENT BENCHMARK	EA	1.00	\$1,150.00	\$1,150.00	1.00	\$1,150.00	\$0.00
7	CLEARING & GRUBBING, TREES	EA	25.50	\$175.00	\$4,462.50	25.50	\$4,462.50	\$0.00
8	CLEARING & GRUBBING	LS	1.00	\$1,475.00	\$1,475.00	1.00	\$1,475.00	\$0.00
9	REMOVE SANITARY SEWER MAIN	LF	1,701.00	\$0.40	\$680.40	1,701.00	\$680.40	\$0.00
10	REMOVE MANHOLE	EA	5.00	\$415.00	\$2,075.00	5.00	\$2,075.00	\$0.00
11	REMOVE FIRE HYDRANT & AUX VALVE	EA	2.00	\$320.00	\$640.00	2.00	\$640.00	\$0.00
12	REMOVE CURB STOP AND BOX	EA	34.00	\$45.00	\$1,530.00	34.00	\$1,530.00	\$0.00
13	REMOVE WATER VALVE & BOX	EA	13.00	\$205.00	\$2,665.00	13.00	\$2,665.00	\$0.00
14	REMOVE AC PAVEMENT	SY	751.70	\$5.00	\$3,758.50	751.70	\$3,758.50	\$0.00
15	REMOVE PCC PAVEMENT WITH AC OVERLAY	SY	6,730.40	\$2.60	\$17,499.04	6,730.40	\$17,499.04	\$0.00
16	REMOVE PCC PAVEMENT	SY	375.10	\$2.60	\$975.26	375.10	\$975.26	\$0.00
17	REMOVE PCC APPROACH PAVEMENT	SY	61.70	\$3.50	\$215.95	61.70	\$215.95	\$0.00
18	REMOVE PCC DRIVEWAY PAVEMENT	SY	1,060.54	\$5.50	\$5,832.97	1,060.54	\$5,832.97	\$0.00
19	REMOVE CONCRETE CURB & GUTTER	LF	350.00	\$1.70	\$595.00	350.00	\$595.00	\$0.00
20	REMOVE PCC SIDEWALK	SY	2,053.00	\$1.60	\$3,284.80	2,053.00	\$3,284.80	\$0.00
21	REMOVE RETAINING WALL	LF	88.00	\$2.60	\$228.80	88.00	\$228.80	\$0.00
22	REMOVE & SALVAGE FENCE	LF	79.00	\$14.00	\$1,106.00	79.00	\$1,106.00	\$0.00
23	REMOVE & SALVAGE SIGN	EA	7.00	\$95.00	\$665.00	7.00	\$665.00	\$0.00
24	AASHTO T-180 SOIL TEST	EA	3.00	\$132.00	\$396.00	3.00	\$396.00	\$0.00
25	EXCAVATION, UNCLASSIFIED	CY	5,011.00	\$9.50	\$47,604.50	5,011.00	\$47,604.50	\$0.00
26	EXCAVATION, UNCLASSIFIED-DIGOUTS W/TYPE 4 ROCK	T	0.00	\$20.00	\$0.00	0.00	\$0.00	\$0.00
27	EXCAVATION, UNDERCUT	CY	3,007.00	\$5.50	\$16,538.50	3,007.00	\$16,538.50	\$0.00
28	CO-COMPOST	T	22.27	\$22.00	\$489.94	22.27	\$489.94	\$0.00
29	TOPSOIL, FURNISH & PLACE	CY	424.00	\$30.00	\$12,720.00	488.50	\$14,655.00	\$1,935.00




LINE ITEM	DESCRIPTION	UNIT	CURRENT CONTRACT QUANTITY	UNIT PRICE	EXTENDED PRICE	ADJUSTED QUANTITY	ADJUSTED PRICE	NET CHANGE
30	4" UNDERDRAIN LINE	LF	1,928.00	\$7.75	\$14,942.00	1,928.00	\$14,942.00	\$0.00
31	WATER MAIN CONCRETE ENCASEMENT	LF	138.00	\$40.00	\$5,520.00	138.00	\$5,520.00	\$0.00
32	SEWER AND WATER MAIN INSULATION	SF	192.00	\$5.00	\$960.00	192.00	\$960.00	\$0.00
33	CONTROLLED LOW STRENGTH BACKFILL MATERIAL (TRENCH)	CY	0.00	\$100.00	\$0.00	0.00	\$0.00	\$0.00
34	IMPORTED BACKFILL MATERIAL (TRENCH)	CY	0.00	\$13.00	\$0.00	0.00	\$0.00	\$0.00
35	TYPE I BEDDING MATERIAL	T	0.00	\$13.00	\$0.00	0.00	\$0.00	\$0.00
36	TYPE II FOUNDATION MATERIAL	T	0.00	\$13.00	\$0.00	0.00	\$0.00	\$0.00
37	TYPE IV FOUNDATION MATERIAL	T	0.00	\$13.00	\$0.00	0.00	\$0.00	\$0.00
38	6" PVC SLOTTED DRAIN W/SOCK	LF	1,274.00	\$9.20	\$11,720.80	1,274.00	\$11,720.80	\$0.00
39	8" PVC SEWER MAIN (6'-8')	LF	444.00	\$30.00	\$13,320.00	444.00	\$13,320.00	\$0.00
40	8" PVC SEWER MAIN (8'-10')	LF	1,267.00	\$30.00	\$38,010.00	1,267.00	\$38,010.00	\$0.00
41	4" PVC SEWER SERVICE LINE	LF	1,447.00	\$23.00	\$33,281.00	1,447.00	\$33,281.00	\$0.00
42	STANDARD MANHOLE, 48"	EA	10.00	\$2,500.00	\$25,000.00	10.00	\$25,000.00	\$0.00
43	EXTRA MANHOLE DEPTH, 48"	VF	25.43	\$245.00	\$6,230.35	25.43	\$6,230.35	\$0.00
44	4" PVC SEWER CLEANOUT	EA	35.00	\$110.00	\$3,850.00	35.00	\$3,850.00	\$0.00
45	CONNECT TO EXISTING SEWER MAIN	EA	5.00	\$700.00	\$3,500.00	5.00	\$3,500.00	\$0.00
46	RECONNECT SEWER SERVICE	EA	34.00	\$490.00	\$16,660.00	34.00	\$16,660.00	\$0.00
47	ADJUST MANHOLE RING & COVER	EA	1.00	\$220.00	\$220.00	1.00	\$220.00	\$0.00
48	6" PVC WATER MAIN C-900, CLASS 150	LF	73.00	\$24.00	\$1,752.00	73.00	\$1,752.00	\$0.00
49	8" PVC WATER MAIN C-900, CLASS 150	LF	2,088.00	\$25.00	\$52,200.00	2,088.00	\$52,200.00	\$0.00
50	8" PVC WATER MAIN C-900, CLASS 150, CERTA LOK	LF	577.00	\$29.00	\$16,733.00	577.00	\$16,733.00	\$0.00
51	6" 45 DEGREE BEND	EA	2.00	\$390.00	\$780.00	2.00	\$780.00	\$0.00
52	8" 11.25 DEGREE BEND	EA	1.00	\$440.00	\$440.00	1.00	\$440.00	\$0.00
53	8" 45 DEGREE BEND	EA	20.00	\$460.00	\$9,200.00	20.00	\$9,200.00	\$0.00
54	8" 90 DEGREE BEND	EA	1.00	\$490.00	\$490.00	1.00	\$490.00	\$0.00
55	8" X 8" CROSS	EA	1.00	\$950.00	\$950.00	1.00	\$950.00	\$0.00
56	8" STANDARD COUPLING	EA	1.00	\$465.00	\$465.00	1.00	\$465.00	\$0.00
57	8" X 6" REDUCER	EA	4.00	\$405.00	\$1,620.00	4.00	\$1,620.00	\$0.00
58	8" X 8" X 6" TEE	EA	6.00	\$825.00	\$4,950.00	6.00	\$4,950.00	\$0.00
59	8" X 8" X 8" TEE	EA	2.00	\$875.00	\$1,750.00	2.00	\$1,750.00	\$0.00
60	20" X 20" X 8" TAPPING TEE	EA	2.00	\$3,900.00	\$7,800.00	2.00	\$7,800.00	\$0.00
61	8" GATE VALVE W/ BOX	EA	16.00	\$1,550.00	\$24,800.00	16.00	\$24,800.00	\$0.00
62	FIRE HYDRANT W/AUX VALVE, BOX & LEAD	EA	6.00	\$4,100.00	\$24,600.00	6.00	\$24,600.00	\$0.00
63	1" COPPER SERVICE	LF	980.00	\$22.00	\$21,560.00	980.00	\$21,560.00	\$0.00

LINE ITEM	DESCRIPTION	UNIT	CURRENT CONTRACT QUANTITY	UNIT PRICE	EXTENDED PRICE	ADJUSTED QUANTITY	ADJUSTED PRICE	NET CHANGE
64	1" TAPPING SADDLE	EA	34.00	\$305.00	\$10,370.00	34.00	\$10,370.00	\$0.00
65	1" CURB STOP & BOX	EA	34.00	\$262.00	\$8,908.00	34.00	\$8,908.00	\$0.00
66	CONNECT TO EXISTING WATER MAIN	EA	8.00	\$1,600.00	\$12,800.00	8.00	\$12,800.00	\$0.00
67	RECONNECT WATER SERVICE	EA	34.00	\$430.00	\$14,620.00	34.00	\$14,620.00	\$0.00
68	ADJUST VALVE BOX	EA	1.00	\$150.00	\$150.00	1.00	\$150.00	\$0.00
69	ADJUST CURB STOP	EA	2.00	\$160.00	\$320.00	2.00	\$320.00	\$0.00
70	CATHODIC CONTROL TEST STATION	EA	2.00	\$525.00	\$1,050.00	2.00	\$1,050.00	\$0.00
71	18" RCP, CLASS III	LF	126.00	\$46.00	\$5,796.00	126.00	\$5,796.00	\$0.00
72	24" RCP, CLASS III	LF	24.00	\$54.00	\$1,296.00	24.00	\$1,296.00	\$0.00
73	30" RCP, CLASS II	LF	0.00	\$63.00	\$0.00	0.00	\$0.00	\$0.00
74	18" RCP, CLASS III, O-RING GASKETED	LF	400.00	\$49.00	\$19,600.00	400.00	\$19,600.00	\$0.00
75	24" RCP, CLASS III, O-RING GASKETED	LF	480.00	\$57.00	\$27,360.00	480.00	\$27,360.00	\$0.00
76	30" RCP, CLASS II, O-RING GASKETED	LF	368.00	\$70.00	\$25,760.00	368.00	\$25,760.00	\$0.00
77	24" RCP 7.5 DEGREE BEND	LF	1.00	\$1,100.00	\$1,100.00	1.00	\$1,100.00	\$0.00
78	24" RCP 45 DEGREE BEND	EA	2.00	\$1,100.00	\$2,200.00	2.00	\$2,200.00	\$0.00
79	24" X 24" X 18" RCP TEE	EA	1.00	\$1,325.00	\$1,325.00	1.00	\$1,325.00	\$0.00
80	4' X 4' RCP JUNCTION BOX	EA	2.00	\$6,500.00	\$13,000.00	2.00	\$13,000.00	\$0.00
81	TYPE "B" INLET	EA	16.00	\$1,450.00	\$23,200.00	16.00	\$23,200.00	\$0.00
82	3'X4' TYPE B INLET	EA	3.00	\$2,000.00	\$6,000.00	3.00	\$6,000.00	\$0.00
83	4'X4' TYPE B INLET	EA	5.00	\$2,100.00	\$10,500.00	5.00	\$10,500.00	\$0.00
84	TYPE C INLET	EA	1.00	\$2,000.00	\$2,000.00	1.00	\$2,000.00	\$0.00
85	WATER POLLUTION CONTROL	LS	1.00	\$3,000.00	\$3,000.00	1.00	\$3,000.00	\$0.00
86	WATER FOR DUST CONTROL	MGAL	0.00	\$5.00	\$0.00	0.00	\$0.00	\$0.00
87	FILTER FABRIC, NONWOVEN	SY	0.00	\$1.00	\$0.00	0.00	\$0.00	\$0.00
88	SILT FENCE	LF	0.00	\$3.50	\$0.00	0.00	\$0.00	\$0.00
89	SILT FENCE, REPAIR	LF	0.00	\$2.00	\$0.00	0.00	\$0.00	\$0.00
90	ROCK CONSTRUCTION ENTRANCE	EA	3.00	\$220.00	\$660.00	3.00	\$660.00	\$0.00
91	EROSION CONTROL, INLET PROTECTION	EA	2.00	\$280.00	\$560.00	2.00	\$560.00	\$0.00
92	SEDIMENT CONTROL FOR INLETS WITH FRAMES AND GRATES	EA	13.00	\$95.00	\$1,235.00	13.00	\$1,235.00	\$0.00
93	AGGREGATE BASE COURSE, 1"	T	74.46	\$18.00	\$1,340.28	74.46	\$1,340.28	\$0.00
94	GRAVEL CUSHION	T	3,251.58	\$18.00	\$58,528.44	3,251.58	\$58,528.44	\$0.00
95	GRAVEL SURFACING, TEMPORARY	T	1,264.31	\$18.00	\$22,757.58	1,264.31	\$22,757.58	\$0.00
96	GEOGRID REINFORCEMENT	SY	0.00	\$3.20	\$0.00	0.00	\$0.00	\$0.00
97	AC, CLASS G, TYPE 1 PG64-28	T	381.88	\$92.00	\$35,132.96	381.88	\$35,132.96	\$0.00
98	BITUMINOUS TACK COAT	GAL	0.00	\$5.30	\$0.00	0.00	\$0.00	\$0.00

LINE ITEM	DESCRIPTION	UNIT	CURRENT CONTRACT QUANTITY	UNIT PRICE	EXTENDED PRICE	ADJUSTED QUANTITY	ADJUSTED PRICE	NET CHANGE
99	PCC PAVEMENT, 8" NONREINFORCED	SY	6,339.00	\$46.00	\$291,594.00	6,339.00	\$291,594.00	\$0.00
100	PCC APPROACH PAVEMENT, 6" NONREINFORCED	SY	687.03	\$74.00	\$50,840.22	687.03	\$50,840.22	\$0.00
101	PCC DRIVEWAY PAVEMENT 6", NONREINFORCED	SY	680.65	\$68.00	\$46,284.20	680.65	\$46,284.20	\$0.00
102	CONCRETE CURB & GUTTER, TYPE B6-6	LF	615.30	\$18.50	\$11,383.05	615.30	\$11,383.05	\$0.00
103	CONCRETE CURB & GUTTER, TYPE B6-8	LF	1,886.00	\$18.50	\$34,891.00	1,886.00	\$34,891.00	\$0.00
104	CONCRETE "P6" GUTTER	LF	44.00	\$16.50	\$726.00	44.00	\$726.00	\$0.00
105	CONCRETE "P8" GUTTER	LF	628.00	\$16.50	\$10,362.00	628.00	\$10,362.00	\$0.00
106	CONCRETE FILLET & PAN, 8" REINFORCED	SY	306.90	\$81.00	\$24,858.90	306.90	\$24,858.90	\$0.00
107	DOWEL BAR	EA	4,320.00	\$11.25	\$48,600.00	4,320.00	\$48,600.00	\$0.00
108	CONCRETE SIDEWALK, 4" NONREINFORCED	SF	6,717.43	\$5.25	\$35,266.51	6,717.43	\$35,266.51	\$0.00
109	CONCRETE SIDEWALK, 5" NONREINFORCED	SF	14,768.30	\$5.50	\$81,225.65	14,768.30	\$81,225.65	\$0.00
110	DETECTABLE WARNING PANEL	SF	180.00	\$26.00	\$4,680.00	180.00	\$4,680.00	\$0.00
111	CONCRETE TYPE C RETAINING WALL (0-2')	LF	478.50	\$41.00	\$19,618.50	478.50	\$19,618.50	\$0.00
112	CONCRETE TYPE C RETAINING WALL (2-4')	LF	277.00	\$44.00	\$12,188.00	277.00	\$12,188.00	\$0.00
113	MODULAR BLOCK RETAINING WALL	SF	0.00	\$27.00	\$0.00	0.00	\$0.00	\$0.00
114	SOD	SY	4,380.00	\$4.50	\$19,710.00	4,269.30	\$19,211.85	(\$498.15)
115	4' CHAIN LINK FENCE	LF	0.00	\$13.00	\$0.00	0.00	\$0.00	\$0.00
116	DECIDUOUS TREE (2-3" CAL)	EA	26.00	\$355.00	\$9,230.00	26.00	\$9,230.00	\$0.00
117	2" RIGID CONDUIT, SCHEDULE 40	LF	1,240.00	\$3.70	\$4,588.00	1,240.00	\$4,588.00	\$0.00
118	2" RIGID CONDUIT, SCHEDULE 80	LF	200.00	\$5.65	\$1,130.00	200.00	\$1,130.00	\$0.00
119	1/C #6 AWG COPPER WIRE	LF	17,340.00	\$0.85	\$14,739.00	17,340.00	\$14,739.00	\$0.00
120	1/C #10 AWG COPPER WIRE (PULL WIRE)	LF	2,650.00	\$0.45	\$1,192.50	2,650.00	\$1,192.50	\$0.00
121	2/C #10 COPPER POLE AND BRACKET CABLE	LF	600.00	\$1.15	\$690.00	600.00	\$690.00	\$0.00
122	12" X 18" JUNCTION BOX	EA	10.00	\$475.00	\$4,750.00	10.00	\$4,750.00	\$0.00
123	40' POLE W/ BREAK AWAY BASE, 6' ARM	EA	5.00	\$2,650.00	\$13,250.00	5.00	\$13,250.00	\$0.00
124	SQUARE STEEL POLE, 12' MNTNG HT	EA	5.00	\$575.00	\$2,875.00	5.00	\$2,875.00	\$0.00
125	ROADWAY LUMINAIRE, 250W HPS W/ PHOTOELECTRIC CELL	EA	5.00	\$375.00	\$1,875.00	5.00	\$1,875.00	\$0.00

LINE ITEM	DESCRIPTION	UNIT	CURRENT CONTRACT QUANTITY	UNIT PRICE	EXTENDED PRICE	ADJUSTED QUANTITY	ADJUSTED PRICE	NET CHANGE
126	BIKE PATH LUMINAIRE, 50 WATT WITH PHOTOELECTRIC CELL	EA	5.00	\$725.00	\$3,625.00	5.00	\$3,625.00	\$0.00
127	2' DIAMETER FOOTING	LF	65.00	\$87.00	\$5,655.00	65.00	\$5,655.00	\$0.00
128	COLD APPLIED PLASTIC PAVEMENT MARKING, 4"	LF	3,585.00	\$2.80	\$10,038.00	3,585.00	\$10,038.00	\$0.00
129	COLD APPLIED PLASTIC PAVEMENT MARKING, 12"	LF	447.00	\$6.80	\$3,039.60	447.00	\$3,039.60	\$0.00
130	COLD APPLIED PLASTIC PAVEMENT MARKING, 24"	LF	73.00	\$13.60	\$992.80	73.00	\$992.80	\$0.00
131	COLD APPLIED PLASTIC PAVEMENT MARKING, ARROW	EA	1.00	\$155.00	\$155.00	1.00	\$155.00	\$0.00
132	GROOVE FOR COLD APPLIED PLASTIC MARKING, 4"	LF	3,585.00	\$0.55	\$1,971.75	3,585.00	\$1,971.75	\$0.00
133	GROOVE FOR COLD APPLIED PLASTIC MARKING, 12"	LF	447.00	\$1.55	\$692.85	447.00	\$692.85	\$0.00
134	GROOVE FOR COLD APPLIED PLASTIC MARKING, 24"	LF	73.00	\$3.10	\$226.30	73.00	\$226.30	\$0.00
135	GROOVE FOR COLD APPLIED PLASTIC MARKING, ARROW	EA	1.00	\$80.00	\$80.00	1.00	\$80.00	\$0.00
136	ROAD SIGN	SF	38.00	\$5.10	\$193.80	38.00	\$193.80	\$0.00
137	SIGN POST	LF	76.50	\$20.00	\$1,530.00	76.50	\$1,530.00	\$0.00
138	STREET NAME ASSEMBLY	EA	4.00	\$105.00	\$420.00	4.00	\$420.00	\$0.00
139	TRAFFIC CONTROL	LS	1.00	\$6,100.00	\$6,100.00	1.00	\$6,100.00	\$0.00
140	TRAFFIC CONTROL PLAN	LS	1.00	\$1,000.00	\$1,000.00	1.00	\$1,000.00	\$0.00
141	FLAGGING	HR	23.00	\$20.50	\$471.50	23.00	\$471.50	\$0.00
142	ABANDON WATER MAINS OFF 20"	LS	1.00	\$9,813.78	\$9,813.78	1.00	\$9,813.78	\$0.00
143	FIRE HYDRANT EXTENSION	EA	2.00	\$663.14	\$1,326.28	2.00	\$1,326.28	\$0.00
144	SIDEWALK BRIDGE	LS	1.00	\$2,854.83	\$2,854.83	1.00	\$2,854.83	\$0.00
145	RETAINING WALL	LS	1.00	\$1,621.90	\$1,621.90	1.00	\$1,621.90	\$0.00
146	REGRADING AND SHAPING	LS	1.00	\$4,531.53	\$4,531.53	1.00	\$4,531.53	\$0.00
TOTAL					\$1,894,009.02		\$1,895,445.87	\$1,436.85

C.C.O. HISTORY INCREASE/(DECREASE)		PRIOR ADJUSTED CONTRACT PRICE :		\$1,894,009.02
CCO #1	\$11,140.06	NET INCREASE/(DECREASE):		\$1,436.85
CCO #2	\$68,289.71	ADJUSTED CONTRACT PRICE:		\$1,895,445.87
CCO #3	\$9,008.26	CHANGE TO DATE:		(\$39,428.84)
CCO #4	(\$129,303.72)			
CCO #5F	\$1,436.85			

	DATE	8/5/13
CONTRACTOR: MAINLINE CONTRACTING	DATE	8/5/13
	DATE	8-6-13
PROJECT-MANAGER: KLAARE SCHROEDER, P.E.	DATE	
	DATE	
CITY ENGINEER: DALE TECH, P.E. / L.S.	DATE	
MAYOR: SAM KOOIKER	DATE	
FINANCE: PAULINE SUMPTION	DATE	
CONTRACT TIME CHANGE +/-: 0	NEW CONTRACT TIME:	Days

City Staff recommends approval of this Change Order #4 to MAINLINE CONTRACTING for an increase of \$1,436.85 based on unit pricing with the following appropriation:

Initial Funding	\$214,165.05	\$295,041.25	\$1,212,155.66	\$213,512.75		\$1,934,874.71
Fund Type	Sanitary Sewer	Water	Streets	Drainage		
Department	0833	0933	8910	8911		
Line Item	4380	4381	4370	4371		
Fund	0604	0602	0505	0505		
CCO #1	\$0.00	\$11,140.06	\$0.00	\$0.00		\$11,140.06
CCO #2	\$10,020.52	\$7,099.76	\$37,641.67	\$13,527.76		\$68,289.71
CCO #3	\$0.00	\$0.00	\$9,008.26	\$0.00		\$9,008.26
CCO #4	(\$12,132.88)	(\$15,972.88)	(\$77,790.59)	(\$23,407.37)		(\$129,303.72)
CCO #5F	(\$74.72)	(\$74.72)	\$1,661.02	(\$74.73)		\$1,436.85
Adjusted Funding	\$211,977.97	\$297,233.47	\$1,182,676.02	\$203,558.41	\$1,895,445.87	\$1,895,445.87

CITY OF RAPID CITY CONSTRUCTION CHANGE ORDER #5F
ELM AVENUE RECONSTRUCTION - E. OAKLAND STREET TO UTAH STREET
PROJECT NO. ST10-1777 / CIP NO. 50643
AUGUST 2, 2013
ORIGINAL CONTRACT AMOUNT: \$1,934,874.71
CONTRACTOR: MAINLINE CONTRACTING INC

LINE ITEM	DESCRIPTION	REASON FOR CHANGE
29	TOPSOIL, FURNISH & PLACE	Actual quantity used to complete project.
114	SOD	Actual quantity used to complete project.

PREPARED BY: KLARE SCHROEDER, P.E.

DATE: AUGUST 2, 2013

		Sanitary Sewer		Water		Streets		Drainage		
FUNDING TYPE		0833		0933		8910		8911		
COST CENTER		4380		4381		4370		4371		
LINE ITEM										
FUND		0604		0602		0505		0505		
ITEM NO.	DESCRIPTION OF ITEM	AMOUNT	PERCENT	AMOUNT	PERCENT	AMOUNT	PERCENT	AMOUNT	PERCENT	
1	MOBILIZATION	0.00	15%	0.00	15%	0.00	55%	0.00	15%	100%
2	INCIDENTAL WORK	0.00	15%	0.00	15%	0.00	55%	0.00	15%	100%
3	(ELECTRICAL)	0.00	0%	0.00	0%	0.00	100%	0.00	0%	100%
4	CONSTRUCTION STAKING	0.00	15%	0.00	15%	0.00	55%	0.00	15%	100%
5	REESTABLISH PROPERTY CORNERS	0.00	15%	0.00	15%	0.00	55%	0.00	15%	100%
6	PERMANENT BENCHMARK	0.00	15%	0.00	15%	0.00	55%	0.00	15%	100%
7	CLEARING & GRUBBING, TREES	0.00	15%	0.00	15%	0.00	55%	0.00	15%	100%
8	CLEARING & GRUBBING	0.00	15%	0.00	15%	0.00	55%	0.00	15%	100%
9	MAIN	0.00	100%	0.00	0%	0.00	0%	0.00	0%	100%
10	REMOVE MANHOLE	0.00	100%	0.00	0%	0.00	0%	0.00	0%	100%
11	REMOVE FIRE HYDRANT & AUX VALVE	0.00	0%	0.00	100%	0.00	0%	0.00	0%	100%
12	REMOVE CURB STOP AND BOX	0.00	0%	0.00	100%	0.00	0%	0.00	0%	100%
13	REMOVE WATER VALVE & BOX	0.00	0%	0.00	100%	0.00	0%	0.00	0%	100%
14	REMOVE AC PAVEMENT	0.00	0%	0.00	0%	0.00	100%	0.00	0%	100%
15	REMOVE PCC PAVEMENT WITH AC OVERLAY	0.00	0%	0.00	0%	0.00	100%	0.00	0%	100%
16	REMOVE PCC PAVEMENT	0.00	0%	0.00	0%	0.00	100%	0.00	0%	100%
17	REMOVE PCC APPROACH PAVEMENT	0.00	0%	0.00	0%	0.00	100%	0.00	0%	100%
18	REMOVE PCC DRIVEWAY PAVEMENT	0.00	0%	0.00	0%	0.00	100%	0.00	0%	100%
19	REMOVE CONCRETE CURB & GUTTER	0.00	0%	0.00	0%	0.00	100%	0.00	0%	100%
20	REMOVE PCC SIDEWALK	0.00	0%	0.00	0%	0.00	100%	0.00	0%	100%
21	REMOVE RETAINING WALL	0.00	0%	0.00	0%	0.00	100%	0.00	0%	100%
22	REMOVE & SALVAGE FENCE	0.00	0%	0.00	0%	0.00	100%	0.00	0%	100%
23	REMOVE & SALVAGE SIGN	0.00	0%	0.00	0%	0.00	100%	0.00	0%	100%
24	AASHTO T-180 SOIL TEST	0.00	15%	0.00	15%	0.00	55%	0.00	15%	100%
25	EXCAVATION, UNCLASSIFIED	0.00	0%	0.00	0%	0.00	100%	0.00	0%	100%
26	EXCAVATION, UNCLASSIFIED-DIGOUTS W/TYPE 4 ROCK	0.00	0%	0.00	0%	0.00	100%	0.00	0%	100%
27	EXCAVATION, UNDERCUT	0.00	0%	0.00	0%	0.00	100%	0.00	0%	100%
28	CO-COMPOST	0.00	0%	0.00	0%	0.00	100%	0.00	0%	100%
29	TOPSOIL, FURNISH & PLACE	0.00	0%	0.00	0%	1,935.00	100%	0.00	0%	100%

30	4" UNDERDRAIN LINE	0.00	0%	0.00	0%	0.00	50%	0.00	50%	100%
31	WATER MAIN CONCRETE ENCASEMENT	0.00	0%	0.00	100%	0.00	0%	0.00	0%	100%
32	SEWER AND WATER MAIN INSULATION	0.00	50%	0.00	50%	0.00	0%	0.00	0%	100%
33	CONTROLLED LOW STRENGTH BACKFILL MATERIAL (TRENCH)	0.00	50%	0.00	50%	0.00	0%	0.00	0%	100%
34	IMPORTED BACKFILL MATERIAL (TRENCH)	0.00	50%	0.00	50%	0.00	0%	0.00	0%	100%
35	TYPE I BEDDING MATERIAL	0.00	50%	0.00	50%	0.00	0%	0.00	0%	100%
36	TYPE II FOUNDATION MATERIAL	0.00	50%	0.00	50%	0.00	0%	0.00	0%	100%
37	TYPE IV FOUNDATION MATERIAL	0.00	50%	0.00	50%	0.00	0%	0.00	0%	100%
38	6" PVC SLOTTED DRAIN W/SOCK	0.00	100%	0.00	0%	0.00	0%	0.00	0%	100%
39	8" PVC SEWER MAIN (6'-8')	0.00	100%	0.00	0%	0.00	0%	0.00	0%	100%
40	8" PVC SEWER MAIN (8'-10')	0.00	100%	0.00	0%	0.00	0%	0.00	0%	100%
41	4" PVC SEWER SERVICE LINE	0.00	100%	0.00	0%	0.00	0%	0.00	0%	100%
42	STANDARD MANHOLE, 48"	0.00	100%	0.00	0%	0.00	0%	0.00	0%	100%
43	EXTRA MANHOLE DEPTH, 48"	0.00	100%	0.00	0%	0.00	0%	0.00	0%	100%
44	4" PVC SEWER CLEANOUT	0.00	100%	0.00	0%	0.00	0%	0.00	0%	100%
45	CONNECT TO EXISTING SEWER MAIN	0.00	100%	0.00	0%	0.00	0%	0.00	0%	100%
46	RECONNECT SEWER SERVICE	0.00	100%	0.00	0%	0.00	0%	0.00	0%	100%
47	ADJUST MANHOLE RING & COVER	0.00	100%	0.00	0%	0.00	0%	0.00	0%	100%
48	6" PVC WATER MAIN C-900, CLASS 150	0.00	0%	0.00	100%	0.00	0%	0.00	0%	100%
49	8" PVC WATER MAIN C-900, CLASS 150	0.00	0%	0.00	100%	0.00	0%	0.00	0%	100%
50	8" PVC WATER MAIN C-900, CLASS 150, CERTA LOK	0.00	0%	0.00	100%	0.00	0%	0.00	0%	100%
51	6" 45 DEGREE BEND	0.00	0%	0.00	100%	0.00	0%	0.00	0%	100%
52	8" 11.25 DEGREE BEND	0.00	0%	0.00	100%	0.00	0%	0.00	0%	100%
53	8" 45 DEGREE BEND	0.00	0%	0.00	100%	0.00	0%	0.00	0%	100%
54	8" 90 DEGREE BEND	0.00	0%	0.00	100%	0.00	0%	0.00	0%	100%
55	8" X 8" CROSS	0.00	0%	0.00	100%	0.00	0%	0.00	0%	100%
56	8" STANDARD COUPLING	0.00	0%	0.00	100%	0.00	0%	0.00	0%	100%
57	8" X 6" REDUCER	0.00	0%	0.00	100%	0.00	0%	0.00	0%	100%
58	8" X 8" X 6" TEE	0.00	0%	0.00	100%	0.00	0%	0.00	0%	100%
59	8" X 8" X 8" TEE	0.00	0%	0.00	100%	0.00	0%	0.00	0%	100%
60	20" X 20" X 8" TAPPING TEE	0.00	0%	0.00	100%	0.00	0%	0.00	0%	100%
61	8" GATE VALVE W/ BOX	0.00	0%	0.00	100%	0.00	0%	0.00	0%	100%
62	FIRE HYDRANT W/AUX VALVE, BOX & LEAD	0.00	0%	0.00	100%	0.00	0%	0.00	0%	100%
63	1" COPPER SERVICE	0.00	0%	0.00	100%	0.00	0%	0.00	0%	100%
64	1" TAPPING SADDLE	0.00	0%	0.00	100%	0.00	0%	0.00	0%	100%
65	1" CURB STOP & BOX	0.00	0%	0.00	100%	0.00	0%	0.00	0%	100%

66	CONNECT TO EXISTING WATER MAIN	0.00	0%	0.00	100%	0.00	0%	0.00	0%	100%
67	RECONNECT WATER SERVICE	0.00	0%	0.00	100%	0.00	0%	0.00	0%	100%
68	ADJUST VALVE BOX	0.00	0%	0.00	100%	0.00	0%	0.00	0%	100%
69	ADJUST CURB STOP	0.00	0%	0.00	100%	0.00	0%	0.00	0%	100%
70	CATHODIC CONTROL TEST STATION	0.00	0%	0.00	100%	0.00	0%	0.00	0%	100%
71	18" RCP, CLASS III	0.00	0%	0.00	0%	0.00	0%	0.00	100%	100%
72	24" RCP, CLASS III	0.00	0%	0.00	0%	0.00	0%	0.00	100%	100%
73	30" RCP, CLASS II	0.00	0%	0.00	0%	0.00	0%	0.00	100%	100%
74	18" RCP, CLASS III, O-RING GASKETED	0.00	0%	0.00	0%	0.00	0%	0.00	100%	100%
75	24" RCP, CLASS III, O-RING GASKETED	0.00	0%	0.00	0%	0.00	0%	0.00	100%	100%
76	30" RCP, CLASS II, O-RING GASKETED	0.00	0%	0.00	0%	0.00	0%	0.00	100%	100%
77	24" RCP 7.5 DEGREE BEND	0.00	0%	0.00	0%	0.00	0%	0.00	100%	100%
78	24" RCP 45 DEGREE BEND	0.00	0%	0.00	0%	0.00	0%	0.00	100%	100%
79	24" X 24" X 18" RCP TEE	0.00	0%	0.00	0%	0.00	0%	0.00	100%	100%
80	4' X 4' RCP JUNCTION BOX	0.00	0%	0.00	0%	0.00	0%	0.00	100%	100%
81	TYPE "B" INLET	0.00	0%	0.00	0%	0.00	0%	0.00	100%	100%
82	3'X4' TYPE B INLET	0.00	0%	0.00	0%	0.00	0%	0.00	100%	100%
83	4'X4' TYPE B INLET	0.00	0%	0.00	0%	0.00	0%	0.00	100%	100%
84	TYPE C INLET	0.00	0%	0.00	0%	0.00	0%	0.00	100%	100%
85	WATER POLLUTION CONTROL	0.00	15%	0.00	15%	0.00	55%	0.00	15%	100%
86	WATER FOR DUST CONTROL	0.00	15%	0.00	15%	0.00	55%	0.00	15%	100%
87	FILTER FABRIC, NONWOVEN	0.00	15%	0.00	15%	0.00	55%	0.00	15%	100%
88	SILT FENCE	0.00	15%	0.00	15%	0.00	55%	0.00	15%	100%
89	SILT FENCE, REPAIR	0.00	15%	0.00	15%	0.00	55%	0.00	15%	100%
90	ENTRANCE	0.00	15%	0.00	15%	0.00	55%	0.00	15%	100%
91	EROSION CONTROL, INLET PROTECTION	0.00	15%	0.00	15%	0.00	55%	0.00	15%	100%
92	INLETS WITH FRAMES AND GRATES	0.00	15%	0.00	15%	0.00	55%	0.00	15%	100%
93	AGGREGATE BASE COURSE, 1"	0.00	0%	0.00	0%	0.00	100%	0.00	0%	100%
94	GRAVEL CUSHION	0.00	0%	0.00	0%	0.00	100%	0.00	0%	100%
95	GRAVEL SURFACING, TEMPORARY	0.00	15%	0.00	15%	0.00	55%	0.00	15%	100%
96	GEOGRID REINFORCEMENT	0.00	0%	0.00	0%	0.00	100%	0.00	0%	100%
97	AC, CLASS G, TYPE 1 PG64-28	0.00	0%	0.00	0%	0.00	100%	0.00	0%	100%
98	BITUMINOUS TACK COAT	0.00	0%	0.00	0%	0.00	100%	0.00	0%	100%
99	PCC PAVEMENT, 8" NONREINFORCED	0.00	0%	0.00	0%	0.00	100%	0.00	0%	100%
100	PCC APPROACH PAVEMENT, 6" NONREINFORCED	0.00	0%	0.00	0%	0.00	100%	0.00	0%	100%
101	PCC DRIVEWAY PAVEMENT 6", NONREINFORCED	0.00	0%	0.00	0%	0.00	100%	0.00	0%	100%

102	CONCRETE CURB & GUTTER, TYPE B6-6	0.00	0%	0.00	0%	0.00	100%	0.00	0%	100%
103	CONCRETE CURB & GUTTER, TYPE B6-8	0.00	0%	0.00	0%	0.00	100%	0.00	0%	100%
104	CONCRETE "P6" GUTTER	0.00	0%	0.00	0%	0.00	100%	0.00	0%	100%
105	CONCRETE "P8" GUTTER	0.00	0%	0.00	0%	0.00	100%	0.00	0%	100%
106	CONCRETE FILLET & PAN, 8" REINFORCED	0.00	0%	0.00	0%	0.00	100%	0.00	0%	100%
107	DOWEL BAR	0.00	0%	0.00	0%	0.00	100%	0.00	0%	100%
108	CONCRETE SIDEWALK, 4" NONREINFORCED	0.00	0%	0.00	0%	0.00	100%	0.00	0%	100%
109	CONCRETE SIDEWALK, 5" NONREINFORCED	0.00	0%	0.00	0%	0.00	100%	0.00	0%	100%
110	DETECTABLE WARNING PANEL	0.00	0%	0.00	0%	0.00	100%	0.00	0%	100%
111	CONCRETE TYPE C RETAINING WALL (0-2')	0.00	0%	0.00	0%	0.00	100%	0.00	0%	100%
112	CONCRETE TYPE C RETAINING WALL (2-4')	0.00	0%	0.00	0%	0.00	100%	0.00	0%	100%
113	MODULAR BLOCK RETAINING WALL	0.00	0%	0.00	0%	0.00	100%	0.00	0%	100%
114	SOD	-74.72	15%	-74.72	15%	-273.98	55%	-74.72	15%	100%
115	4' CHAIN LINK FENCE	0.00	0%	0.00	0%	0.00	100%	0.00	0%	100%
116	DECIDUOUS TREE (2-3" CAL)	0.00	15%	0.00	15%	0.00	55%	0.00	15%	100%
117	2" RIGID CONDUIT, SCHEDULE 40	0.00	0%	0.00	0%	0.00	100%	0.00	0%	100%
118	2" RIGID CONDUIT, SCHEDULE 80	0.00	0%	0.00	0%	0.00	100%	0.00	0%	100%
119	1/C #6 AWG COPPER WIRE	0.00	0%	0.00	0%	0.00	100%	0.00	0%	100%
120	1/C #10 AWG COPPER WIRE (PULL WIRE)	0.00	0%	0.00	0%	0.00	100%	0.00	0%	100%
121	2/C #10 COPPER POLE AND BRACKET CABLE	0.00	0%	0.00	0%	0.00	100%	0.00	0%	100%
122	12" X 18" JUNCTION BOX	0.00	0%	0.00	0%	0.00	100%	0.00	0%	100%
123	40' POLE W/ BREAK AWAY BASE, 6' ARM	0.00	0%	0.00	0%	0.00	100%	0.00	0%	100%
124	SQUARE STEEL POLE, 12' MNTNG HT	0.00	0%	0.00	0%	0.00	100%	0.00	0%	100%
125	ROADWAY LUMINAIRE, 250W HPS W/ PHOTOELECTRIC CELL	0.00	0%	0.00	0%	0.00	100%	0.00	0%	100%
126	BIKE PATH LUMINAIRE, 50 WATT WITH PHOTOELECTRIC CELL	0.00	0%	0.00	0%	0.00	100%	0.00	0%	100%
127	2' DIAMETER FOOTING	0.00	0%	0.00	0%	0.00	100%	0.00	0%	100%
128	COLD APPLIED PLASTIC PAVEMENT MARKING, 4"	0.00	0%	0.00	0%	0.00	100%	0.00	0%	100%
129	COLD APPLIED PLASTIC PAVEMENT MARKING, 12"	0.00	0%	0.00	0%	0.00	100%	0.00	0%	100%
130	COLD APPLIED PLASTIC PAVEMENT MARKING, 24"	0.00	0%	0.00	0%	0.00	100%	0.00	0%	100%

131	COLD APPLIED PLASTIC PAVEMENT MARKING, ARROW	0.00	0%	0.00	0%	0.00	100%	0.00	0%	100%
132	GROOVE FOR COLD APPLIED PLASTIC MARKING, 4"	0.00	0%	0.00	0%	0.00	100%	0.00	0%	100%
133	GROOVE FOR COLD APPLIED PLASTIC MARKING, 12"	0.00	0%	0.00	0%	0.00	100%	0.00	0%	100%
134	GROOVE FOR COLD APPLIED PLASTIC MARKING, 24"	0.00	0%	0.00	0%	0.00	100%	0.00	0%	100%
135	GROOVE FOR COLD APPLIED PLASTIC MARKING, ARROW	0.00	0%	0.00	0%	0.00	100%	0.00	0%	100%
136	ROAD SIGN	0.00	0%	0.00	0%	0.00	100%	0.00	0%	100%
137	SIGN POST	0.00	0%	0.00	0%	0.00	100%	0.00	0%	100%
138	STREET NAME ASSEMBLY	0.00	0%	0.00	0%	0.00	100%	0.00	0%	100%
139	TRAFFIC CONTROL	0.00	15%	0.00	15%	0.00	55%	0.00	15%	100%
140	TRAFFIC CONTROL PLAN	0.00	15%	0.00	15%	0.00	55%	0.00	15%	100%
141	FLAGGING	0.00	15%	0.00	15%	0.00	55%	0.00	15%	100%
142	ABANDON WATER MAINS OFF 20"	0.00	0%	0.00	100%	0.00	0%	0.00	0%	100%
143	FIRE HYDRANT EXTENSION	0.00	0%	0.00	100%	0.00	0%	0.00	0%	100%
144	SIDEWALK BRIDGE	0.00	0%	0.00	0%	0.00	100%	0.00	0%	100%
145	RETAINING WALL	0.00	0%	0.00	0%	0.00	100%	0.00	0%	100%
146	REGRAIDING AND SHAPING	0.00	0%	0.00	0%	0.00	100%	0.00	0%	100%
		(\$74.72)		(\$74.72)		\$1,661.02		(\$74.73)		\$1,436.85