

**CITY OF RAPID CITY CONSTRUCTION CHANGE ORDER #1**  
**Jackson Boulevard Utilities Rapid Creek to Mt. View Road**  
**PROJECT NO. SSW09-1509 / CIP NO. 50351**  
**JANUARY 4, 2013**  
**ORIGINAL CONTRACT AMOUNT: \$5,696,979.48**  
**CONTRACTOR: Heavy Constructors Inc.**

LINE ITEM	DESCRIPTION	UNIT	CURRENT CONTRACT QUANTITY	UNIT PRICE	EXTENDED PRICE	ADJUSTED QUANTITY	ADJUSTED PRICE	NET CHANGE
1	Mobilization	LS	1.00	\$224,463.16	\$224,463.16	1.00	\$224,463.16	\$0.00
2	Construction Staking	LS	1.00	\$45,065.57	\$45,065.57	1.00	\$45,065.57	\$0.00
3	Clear and Grub Tree	Each	8.00	\$480.39	\$3,843.12	8.00	\$3,843.12	\$0.00
4	Clearing	LS	1.00	\$16,813.72	\$16,813.72	1.00	\$16,813.72	\$0.00
5	Remove Traffic Sign	Each	1.00	\$90.07	\$90.07	1.00	\$90.07	\$0.00
6	Remove Concrete Curb and Gutter	Ft	974.00	\$6.00	\$5,844.00	974.00	\$5,844.00	\$0.00
7	Remove Concrete Gutter	Ft	24.00	\$6.00	\$144.00	24.00	\$144.00	\$0.00
8	Remove Curb Stop	Each	71.00	\$240.20	\$17,054.20	71.00	\$17,054.20	\$0.00
9	Remove Manhole	Each	14.00	\$900.74	\$12,610.36	14.00	\$12,610.36	\$0.00
10	Remove Sewer Pipe	Ft	697.00	\$14.41	\$10,043.77	697.00	\$10,043.77	\$0.00
11	Remove Asphalt Concrete Pavement	SqYd	7,980.90	\$6.00	\$47,885.40	7,980.90	\$47,885.40	\$0.00
12	Remove Concrete Pavement	SqYd	90.40	\$12.01	\$1,085.70	90.40	\$1,085.70	\$0.00
13	Remove Concrete Approach Pavement	SqYd	111.70	\$12.01	\$1,341.52	111.70	\$1,341.52	\$0.00
14	Remove Concrete Driveway Pavement	SqYd	83.90	\$7.21	\$604.92	83.90	\$604.92	\$0.00
15	Remove Concrete Sidewalk	SqYd	544.80	\$7.21	\$3,928.01	544.80	\$3,928.01	\$0.00
16	Remove Fire Hydrant	Each	9.00	\$840.69	\$7,566.21	9.00	\$7,566.21	\$0.00
17	Remove Valve Box	Each	32.00	\$240.20	\$7,686.40	32.00	\$7,686.40	\$0.00
18	Remove Drop Inlet Frame and Grate Assembly for Reset	Each	2.00	\$300.25	\$600.50	2.00	\$600.50	\$0.00
19	Unclassified Excavation	CuYd	8,090.00	\$12.61	\$102,014.90	8,090.00	\$102,014.90	\$0.00
20	Contaminated Material Excavation	CuYd	2,357.00	\$30.02	\$70,757.14	2,357.00	\$70,757.14	\$0.00
21	Undercutting	1.00	838.00	\$6.00	\$5,028.00	838.00	\$5,028.00	\$0.00
22	Placing Topsoil	CuYd	2,872.00	\$6.00	\$17,232.00	2,872.00	\$17,232.00	\$0.00
23	Placing Contractor Furnished Topsoil	CuYd	59.00	\$33.63	\$1,984.17	59.00	\$1,984.17	\$0.00
24	Incidental Work	LS	1.00	\$333,973.91	\$333,973.91	1.00	\$333,973.91	\$0.00
25	Incidental Work, Grading	LS	1.00	\$97,581.81	\$97,581.81	1.00	\$97,581.81	\$0.00
26	Base Course	Ton	2,754.00	\$20.39	\$56,154.06	2,754.00	\$56,154.06	\$0.00
27	Gravel Surfacing	Ton	11.10	\$35.67	\$395.94	11.10	\$395.94	\$0.00
28	Asphalt Concrete Composite	Ton	2,350.00	\$92.48	\$217,328.00	2,350.00	\$217,328.00	\$0.00
29	6" PCC Driveway Pavement	SqYd	206.50	\$88.38	\$18,250.47	206.50	\$18,250.47	\$0.00
30	6" PCC Approach Pavement	SqYd	65.00	\$88.38	\$5,744.70	65.00	\$5,744.70	\$0.00
31	6" PCC Ditch Liner	SqYd	47.70	\$89.67	\$4,277.26	47.70	\$4,277.26	\$0.00
32	Structural Steel, Miscellaneous	LS	1.00	\$6,004.90	\$6,004.90	1.00	\$6,004.90	\$0.00

LINE ITEM	DESCRIPTION	UNIT	CURRENT CONTRACT QUANTITY	UNIT PRICE	EXTENDED PRICE	ADJUSTED QUANTITY	ADJUSTED PRICE	NET CHANGE
33	Structure Excavation, Box Culvert	CuYd	44.00	\$54.04	\$2,377.76	44.00	\$2,377.76	\$0.00
34	Structure Excavation, Miscellaneous	CuYd	37.00	\$54.04	\$1,999.48	37.00	\$1,999.48	\$0.00
35	Pipe Culvert Undercut	CuYd	205.00	\$12.00	\$2,460.00	205.00	\$2,460.00	\$0.00
36	Box Culvert Undercut	CuYd	132.00	\$91.20	\$12,038.40	132.00	\$12,038.40	\$0.00
37	Footing Undercut	CuYd	70.00	\$82.82	\$5,797.40	70.00	\$5,797.40	\$0.00
38	18" RCP Class 3, Furnish	Ft	54.00	\$22.47	\$1,213.38	54.00	\$1,213.38	\$0.00
39	18" RCP, Install	Ft	54.00	\$36.03	\$1,945.62	54.00	\$1,945.62	\$0.00
40	30" RCP Class 2, Furnish	Ft	104.00	\$43.24	\$4,496.96	104.00	\$4,496.96	\$0.00
41	30" RCP, Install	Ft	104.00	\$24.02	\$2,498.08	104.00	\$2,498.08	\$0.00
42	36" RCP Class 2, Furnish	Ft	66.00	\$63.71	\$4,204.86	66.00	\$4,204.86	\$0.00
43	36" RCP, Install	Ft	66.00	\$25.22	\$1,664.52	66.00	\$1,664.52	\$0.00
44	36" RCP Flared End, Furnish	Each	2.00	\$920.97	\$1,841.94	2.00	\$1,841.94	\$0.00
45	36" RCP Flared End, Install	Each	2.00	\$300.25	\$600.50	2.00	\$600.50	\$0.00
46	30" RCP Sloped End, Furnish	Each	2.00	\$658.06	\$1,316.12	2.00	\$1,316.12	\$0.00
47	30" RCP Sloped End, Install	Each	2.00	\$300.25	\$600.50	2.00	\$600.50	\$0.00
48	48" RCP Arch Class 2, Furnish	Ft	518.00	\$159.30	\$82,517.40	518.00	\$82,517.40	\$0.00
49	48" RCP Arch, Install	Ft	518.00	\$69.66	\$36,083.88	518.00	\$36,083.88	\$0.00
50	48" RCP Arch Bend, Furnish	Each	6.00	\$3,756.46	\$22,538.76	6.00	\$22,538.76	\$0.00
51	48" RCP Arch Bend, Install	Each	6.00	\$1,801.47	\$10,808.82	6.00	\$10,808.82	\$0.00
52	Pipe Encasement	Each	49.00	\$2,594.12	\$127,111.88	48.00	\$124,517.76	(\$2,594.12)
53	4" PVC Pipe	Ft	272.00	\$17.78	\$4,836.16	272.00	\$4,836.16	\$0.00
54	20" PVC Water Main	Ft	2,259.00	\$132.26	\$298,775.34	2,259.00	\$298,775.34	\$0.00
55	3" PVC Restrained Joint Water Main	Ft	1,235.00	\$41.23	\$50,919.05	1,235.00	\$50,919.05	\$0.00
56	4" PVC Restrained Joint Water Main	Ft	103.00	\$43.98	\$4,529.94	103.00	\$4,529.94	\$0.00
57	6" PVC Restrained Joint Water Main	Ft	1,022.00	\$47.14	\$48,177.08	1,022.00	\$48,177.08	\$0.00
58	8" PVC Restrained Joint Water Main	Ft	3,346.00	\$53.52	\$179,077.92	3,346.00	\$179,077.92	\$0.00
59	12" PVC Restrained Joint Water Main	Ft	9,006.00	\$74.64	\$672,207.84	9,006.00	\$672,207.84	\$0.00
60	1" Copper Pipe	Ft	1,777.00	\$32.27	\$57,343.79	1,777.00	\$57,343.79	\$0.00
61	1.5" Copper Pipe	Ft	341.00	\$51.50	\$17,561.50	341.00	\$17,561.50	\$0.00
62	2" Copper Pipe	Ft	27.00	\$80.91	\$2,184.57	27.00	\$2,184.57	\$0.00
63	8" PVC Sewer Pipe	Ft	4,017.00	\$13.53	\$54,350.01	3,879.00	\$52,482.87	(\$1,867.14)
64	10" PVC Sewer Pipe	Ft	979.00	\$16.84	\$16,486.36	979.00	\$16,486.36	\$0.00
65	18" PVC Sewer Pipe	Ft	177.00	\$39.00	\$6,903.00	177.00	\$6,903.00	\$0.00
66	21" PVC Sewer Pipe	Ft	2,041.00	\$50.04	\$102,131.64	2,041.00	\$102,131.64	\$0.00
67	4" Sewer Service	Ft	3,009.00	\$33.47	\$100,711.23	3,009.00	\$100,711.23	\$0.00
68	6" Sewer Service	Ft	58.00	\$35.27	\$2,045.66	58.00	\$2,045.66	\$0.00
69	4" Sanitary Sewer Service Cleanout	Each	60.00	\$334.69	\$20,081.40	60.00	\$20,081.40	\$0.00
70	6" Sanitary Sewer Service Cleanout	Each	1.00	\$393.18	\$393.18	1.00	\$393.18	\$0.00
71	6"x6" Pipe Tee	Each	2.00	\$680.70	\$1,361.40	2.00	\$1,361.40	\$0.00
72	8"x6" Pipe Tee	Each	9.00	\$743.20	\$6,688.80	9.00	\$6,688.80	\$0.00
73	8"x8" Pipe Tee	Each	4.00	\$791.55	\$3,166.20	4.00	\$3,166.20	\$0.00
74	12"x4" Pipe Tee	Each	3.00	\$1,058.92	\$3,176.76	3.00	\$3,176.76	\$0.00
75	12"x6" Pipe Tee	Each	22.00	\$1,080.75	\$23,776.50	22.00	\$23,776.50	\$0.00


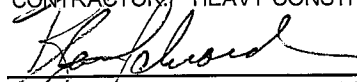

LINE ITEM	DESCRIPTION	UNIT	CURRENT CONTRACT QUANTITY	UNIT PRICE	EXTENDED PRICE	ADJUSTED QUANTITY	ADJUSTED PRICE	NET CHANGE
76	12"x8" Pipe Tee	Each	12.00	\$1,136.22	\$13,634.64	12.00	\$13,634.64	\$0.00
77	12"x12" Pipe Tee	Each	5.00	\$1,278.09	\$6,390.45	5.00	\$6,390.45	\$0.00
78	20"x6" Pipe Tee	Each	4.00	\$2,404.59	\$9,618.36	4.00	\$9,618.36	\$0.00
79	20"x8" Pipe Tee	Each	1.00	\$2,440.09	\$2,440.09	1.00	\$2,440.09	\$0.00
80	20"x12" Pipe Tee	Each	2.00	\$2,940.53	\$5,881.06	2.00	\$5,881.06	\$0.00
81	20"x20" Pipe Tee	Each	1.00	\$3,525.06	\$3,525.06	1.00	\$3,525.06	\$0.00
82	8"x8" Pipe Cross	Each	1.00	\$1,078.05	\$1,078.05	1.00	\$1,078.05	\$0.00
83	12"x8" Pipe Cross	Each	4.00	\$1,390.33	\$5,561.32	4.00	\$5,561.32	\$0.00
84	12"x12" Pipe Cross	Each	1.00	\$1,643.43	\$1,643.43	1.00	\$1,643.43	\$0.00
85	6"x4" Pipe Reducer	Each	1.00	\$406.66	\$406.66	1.00	\$406.66	\$0.00
86	8"x6" Pipe Reducer	Each	12.00	\$459.13	\$5,509.56	12.00	\$5,509.56	\$0.00
87	12"x6" Pipe Reducer	Each	2.00	\$571.07	\$1,142.14	2.00	\$1,142.14	\$0.00
88	12"x8" Pipe Reducer	Each	1.00	\$589.49	\$589.49	1.00	\$589.49	\$0.00
89	Tapping Saddle	Each	65.00	\$303.64	\$19,736.60	65.00	\$19,736.60	\$0.00
90	6"x3" Tapping Tee	Each	1.00	\$2,294.93	\$2,294.93	1.00	\$2,294.93	\$0.00
91	6"x6" Tapping Tee	Each	1.00	\$2,485.46	\$2,485.46	1.00	\$2,485.46	\$0.00
92	30"x12" Tapping Tee	Each	1.00	\$6,666.03	\$6,666.03	1.00	\$6,666.03	\$0.00
93	1.5" Corporation Stop with Tapping Saddle	Each	1.00	\$508.80	\$508.80	1.00	\$508.80	\$0.00
94	2" Corporation Stop with Tapping Saddle	Each	1.00	\$634.08	\$634.08	1.00	\$634.08	\$0.00
95	1" Curb Stop with Box	Each	69.00	\$251.40	\$17,346.60	69.00	\$17,346.60	\$0.00
96	1.5" Curb Stop with Box	Each	1.00	\$469.48	\$469.48	1.00	\$469.48	\$0.00
97	2" Curb Stop with Box	Each	1.00	\$532.21	\$532.21	1.00	\$532.21	\$0.00
98	4" Pipe Bend	Each	8.00	\$382.13	\$3,057.04	8.00	\$3,057.04	\$0.00
99	6" Pipe Bend	Each	45.00	\$440.03	\$19,801.35	45.00	\$19,801.35	\$0.00
100	8" Pipe Bend	Each	38.00	\$625.53	\$23,770.14	38.00	\$23,770.14	\$0.00
101	12" Pipe Bend	Each	49.00	\$857.86	\$42,035.14	49.00	\$42,035.14	\$0.00
102	20" Pipe Bend	Each	9.00	\$2,277.02	\$20,493.18	9.00	\$20,493.18	\$0.00
103	3" Pipe Cap	Each	1.00	\$247.99	\$247.99	1.00	\$247.99	\$0.00
104	6" Pipe Cap	Each	1.00	\$280.07	\$280.07	1.00	\$280.07	\$0.00
105	8" Pipe Cap	Each	2.00	\$196.90	\$393.80	2.00	\$393.80	\$0.00
106	6" Pipe Plug	Each	1.00	\$225.11	\$225.11	1.00	\$225.11	\$0.00
107	12" Pipe Plug	Each	2.00	\$696.34	\$1,392.68	2.00	\$1,392.68	\$0.00
108	20" Pipe Sleeve	Each	5.00	\$1,997.77	\$9,988.85	5.00	\$9,988.85	\$0.00
109	3" Gate Valve with Box	Each	1.00	\$970.43	\$970.43	1.00	\$970.43	\$0.00
110	4" Gate Valve with Box	Each	3.00	\$1,097.65	\$3,292.95	3.00	\$3,292.95	\$0.00
111	6" Gate Valve with Box	Each	5.00	\$1,264.13	\$6,320.65	5.00	\$6,320.65	\$0.00
112	8" Gate Valve with Box	Each	28.00	\$1,786.99	\$50,035.72	28.00	\$50,035.72	\$0.00
113	12" Gate Valve with Box	Each	47.00	\$3,237.55	\$152,164.85	47.00	\$152,164.85	\$0.00
114	20" Gate Valve with Box	Each	6.00	\$14,079.04	\$84,474.24	6.00	\$84,474.24	\$0.00
115	Fire Hydrant with Auxiliary Valve & Box	Each	35.00	\$4,529.48	\$158,531.80	35.00	\$158,531.80	\$0.00

LINE ITEM	DESCRIPTION	UNIT	CURRENT CONTRACT QUANTITY	UNIT PRICE	EXTENDED PRICE	ADJUSTED QUANTITY	ADJUSTED PRICE	NET CHANGE
116	Fire Hydrant Guard Post	Each	20.00	\$960.78	\$19,215.60	20.00	\$19,215.60	\$0.00
117	Type 1 Bedding Material	Ton	1,000.00	\$21.68	\$21,680.00	1,000.00	\$21,680.00	\$0.00
118	Type 3 Foundation Material	Ton	2,000.00	\$21.68	\$43,360.00	2,000.00	\$43,360.00	\$0.00
119	Imported Trench Backfill	CuYd	1,000.00	\$18.01	\$18,010.00	1,000.00	\$18,010.00	\$0.00
120	Trench 0' to 6' Deep	Ft	354.00	\$36.03	\$12,754.62	354.00	\$12,754.62	\$0.00
121	Trench 6' to 8' Deep	Ft	829.00	\$36.03	\$29,868.87	829.00	\$29,868.87	\$0.00
122	Trench 8' to 10' Deep	Ft	1,845.00	\$48.04	\$88,633.80	1,820.00	\$87,432.80	(\$1,201.00)
123	Trench 10' to 12' Deep	Ft	3,036.00	\$48.04	\$145,849.44	2,991.00	\$143,687.64	(\$2,161.80)
124	Trench 12' to 14' Deep	Ft	1,165.00	\$60.05	\$69,958.25	1,116.00	\$67,015.80	(\$2,942.45)
125	Trench 14' to 16' Deep	Ft	113.00	\$60.05	\$6,785.65	94.00	\$5,644.70	(\$1,140.95)
126	Temporary Water Service	Each	9.00	\$731.31	\$6,581.79	9.00	\$6,581.79	\$0.00
127	Reconnect Water Service	Each	71.00	\$418.47	\$29,711.37	71.00	\$29,711.37	\$0.00
128	Connect To Existing Water Main	Each	21.00	\$1,748.52	\$36,718.92	21.00	\$36,718.92	\$0.00
129	Reconnect Sewer Service	Each	60.00	\$480.44	\$28,826.40	60.00	\$28,826.40	\$0.00
130	Connect to Existing Sewer Main	Each	16.00	\$1,055.24	\$16,883.84	16.00	\$16,883.84	\$0.00
131	Sewer Bypass Pumping	LS	1.00	\$54,044.10	\$54,044.10	1.00	\$54,044.10	\$0.00
132	Corrosion Protection	LS	1.00	\$166,339.42	\$166,339.42	1.00	\$166,339.42	\$0.00
133	Test Station	Each	10.00	\$548.36	\$5,483.60	10.00	\$5,483.60	\$0.00
134	Class A45 Concrete, Miscellaneous	CuYd	61.00	\$701.49	\$42,790.89	61.00	\$42,790.89	\$0.00
135	Class A45 Concrete, Box Culvert	CuYd	5.00	\$784.72	\$3,923.60	5.00	\$3,923.60	\$0.00
136	Controlled Density Fill	CuYd	24.00	\$180.15	\$4,323.60	24.00	\$4,323.60	\$0.00
137	Epoxy Coated Reinforcing Steel	Lb	5,251.00	\$2.64	\$13,862.64	5,251.00	\$13,862.64	\$0.00
138	2-7'x3' Precast Concrete Box Culvert, Furnish	Ft	84.00	\$846.57	\$71,111.88	84.00	\$71,111.88	\$0.00
139	2-7'x3' Precast Concrete Box Culvert, Install	Ft	84.00	\$126.10	\$10,592.40	84.00	\$10,592.40	\$0.00
140	2-7'x3' Precast Concrete Box Culvert End Section,	Each	1.00	\$6,850.22	\$6,850.22	1.00	\$6,850.22	\$0.00
141	2-7'x3' Precast Concrete Box Culvert End Section,	Each	1.00	\$3,002.45	\$3,002.45	1.00	\$3,002.45	\$0.00
142	2.0"x2.0" Perforated Tube Post	Ft	106.00	\$19.82	\$2,100.92	106.00	\$2,100.92	\$0.00
143	Flat Aluminum Sign, Nonremovable Copy High Inte	SqFt	39.80	\$15.01	\$597.40	39.80	\$597.40	\$0.00
144	Remove, Salvage, Relocate, and Reset Traffic Sig	Each	2.00	\$120.10	\$240.20	2.00	\$240.20	\$0.00
145	Traffic Control, Miscellaneous	LS	1.00	\$4,203.43	\$4,203.43	1.00	\$4,203.43	\$0.00
146	Type B66 Concrete Curb and Gutter	Ft	946.00	\$20.99	\$19,856.54	946.00	\$19,856.54	\$0.00
147	Type BL66 Concrete Curb and Gutter	Ft	69.00	\$21.81	\$1,504.89	69.00	\$1,504.89	\$0.00
148	Type P6 Concrete Gutter	Ft	73.00	\$19.60	\$1,430.80	73.00	\$1,430.80	\$0.00
149	6" Concrete Valley Gutter	Ft	24.00	\$35.52	\$852.48	24.00	\$852.48	\$0.00
150	4" Concrete Sidewalk	SqFt	4,875.00	\$7.39	\$36,026.25	4,875.00	\$36,026.25	\$0.00
151	3' x 4' Type C Drop Inlet	Each	1.00	\$3,056.18	\$3,056.18	1.00	\$3,056.18	\$0.00

LINE ITEM	DESCRIPTION	UNIT	CURRENT CONTRACT QUANTITY	UNIT PRICE	EXTENDED PRICE	ADJUSTED QUANTITY	ADJUSTED PRICE	NET CHANGE
152	Type C Frame and Grate	Each	1.00	\$1,545.02	\$1,545.02	1.00	\$1,545.02	\$0.00
153	Special Grate	Each	1.00	\$4,203.43	\$4,203.43	1.00	\$4,203.43	\$0.00
154	Reset Drop Inlet Frame and Grate Assembly	Each	2.00	\$600.49	\$1,200.98	2.00	\$1,200.98	\$0.00
155	48" Manhole	Each	34.00	\$3,070.23	\$104,387.82	34.00	\$104,387.82	\$0.00
156	60" Manhole	Each	9.00	\$6,798.82	\$61,189.38	9.00	\$61,189.38	\$0.00
157	84" Manhole	Each	1.00	\$7,815.05	\$7,815.05	1.00	\$7,815.05	\$0.00
158	96" Manhole	Each	1.00	\$10,320.55	\$10,320.55	1.00	\$10,320.55	\$0.00
159	48" Drop Manhole	Each	2.00	\$4,035.46	\$8,070.92	2.00	\$8,070.92	\$0.00
160	Extra Depth for 48" Manhole	Ft	154.70	\$199.53	\$30,867.29	154.70	\$30,867.29	\$0.00
161	Extra Depth for 60" Manhole	Ft	51.50	\$344.68	\$17,751.02	51.50	\$17,751.02	\$0.00
162	Extra Depth for 84" Manhole	Ft	4.50	\$560.45	\$2,522.03	4.50	\$2,522.03	\$0.00
163	Connect Into Existing Manhole	Each	2.00	\$1,441.18	\$2,882.36	2.00	\$2,882.36	\$0.00
164	Abandon Manhole	Each	18.00	\$960.78	\$17,294.04	18.00	\$17,294.04	\$0.00
165	Class B Riprap	Ton	39.00	\$48.72	\$1,900.08	39.00	\$1,900.08	\$0.00
166	Class C Riprap	Ton	140.00	\$47.44	\$6,641.60	140.00	\$6,641.60	\$0.00
167	Bank and Channel Protection Gabion	CuYd	133.50	\$237.63	\$31,723.61	133.50	\$31,723.61	\$0.00
168	Type D Permanent Seed Mixture	Lb	131.00	\$15.91	\$2,084.21	131.00	\$2,084.21	\$0.00
169	Type E Permanent Seed Mixture	Lb	2.00	\$60.05	\$120.10	2.00	\$120.10	\$0.00
170	Special Permanent Seed Mixture	Lb	1.00	\$78.06	\$78.06	1.00	\$78.06	\$0.00
171	Special Permanent Seed Mixture	Lb	7.00	\$96.08	\$672.56	7.00	\$672.56	\$0.00
172	Fertilizing	Lb	227.00	\$1.20	\$272.40	227.00	\$272.40	\$0.00
173	Fiber Mulching	Lb	3,372.00	\$2.15	\$7,249.80	3,372.00	\$7,249.80	\$0.00
174	Sodding	SqYd	21,138.00	\$5.94	\$125,559.72	21,138.00	\$125,559.72	\$0.00
175	Erosion Control	LS	1.00	\$24,019.60	\$24,019.60	1.00	\$24,019.60	\$0.00
176	Type 1 Erosion Control Blanket	SqYd	3,627.00	\$1.87	\$6,782.49	3,627.00	\$6,782.49	\$0.00
177	Rock Check Dam	CuYd	9.00	\$168.14	\$1,513.26	9.00	\$1,513.26	\$0.00
178	Dewatering	LS	1.00	\$60,049.00	\$60,049.00	1.00	\$60,049.00	\$0.00
179	1 Gallon Perennial Plant, Furnish and Plant	Each	64.00	\$28.82	\$1,844.48	64.00	\$1,844.48	\$0.00
180	6" Coniferous Evergreen, Furnish and Plant	Each	2.00	\$490.00	\$980.00	2.00	\$980.00	\$0.00
181	1.5" Caliper Deciduous Tree, Furnish and Plant	Each	5.00	\$576.47	\$2,882.35	5.00	\$2,882.35	\$0.00
182	2" Caliper Deciduous Tree, Furnish and Plant	Each	32.00	\$529.03	\$16,928.96	32.00	\$16,928.96	\$0.00
183	Salvage, Store, and Replant Shrub	Each	6.00	\$480.39	\$2,882.34	6.00	\$2,882.34	\$0.00
184	Type B Drainage Fabric	SqYd	160.00	\$6.31	\$1,009.60	160.00	\$1,009.60	\$0.00
185	Non-woven Geotextile Separator	SqYd	200.00	\$4.80	\$960.00	200.00	\$960.00	\$0.00
186	Geogrid Reinforcement	SqYd	2,500.00	\$5.77	\$14,425.00	2,500.00	\$14,425.00	\$0.00
187	2" Extruded Polystyrene Insulation Board	SqYd	97.30	\$32.43	\$3,155.44	97.30	\$3,155.44	\$0.00
188	Orange Plastic Safety Fence	Ft	4,900.00	\$5.61	\$27,489.00	4,900.00	\$27,489.00	\$0.00

LINE ITEM	DESCRIPTION	UNIT	CURRENT CONTRACT QUANTITY	UNIT PRICE	EXTENDED PRICE	ADJUSTED QUANTITY	ADJUSTED PRICE	NET CHANGE
189	Granular Material for Construction Entrance	Ton	200.00	\$25.04	\$5,008.00	200.00	\$5,008.00	\$0.00
190	Deleted Item	Del	0.00	\$0.00	\$0.00	0.00	\$0.00	\$0.00
191	Landscaping Rock	CuYd	86.00	\$108.09	\$9,295.74	86.00	\$9,295.74	\$0.00
192	Mulch Ring	Each	37.00	\$48.04	\$1,777.48	37.00	\$1,777.48	\$0.00
193	Irrigation System	LS	1.00	\$12,622.30	\$12,622.30	1.00	\$12,622.30	\$0.00
194	8" Class 200 IPS PVC Pipe (CO1-1)	Ft	0.00	\$64.86	\$0.00	138.00	\$8,950.68	\$8,950.68
195	Creekside Parking Lot Striping (CO1-2)	LS	0.00	\$1,026.60	\$0.00	1.00	\$1,026.60	\$1,026.60
196	Handicap Ramp (CO1-3)	Each	0.00	\$356.90	\$0.00	1.00	\$356.90	\$356.90
197	Delectable Warning Panel (CO1-4)	SF	0.00	\$53.53	\$0.00	8.00	\$428.24	\$428.24
198	60" Tree Removal (CO1-5)	Each	0.00	\$6,543.08	\$0.00	1.00	\$6,543.08	\$6,543.08
199	Stump Grinding (CO1-6)	Each	0.00	\$237.93	\$0.00	1.00	\$237.93	\$237.93
<b>TOTAL</b>					<b>\$5,696,979.48</b>		<b>\$5,702,615.45</b>	<b>\$5,635.97</b>

C.C.O. HISTORY INCREASE/(DECREASE)		PRIOR ADJUSTED CONTRACT PRICE :	\$5,696,979.48
CCO #1	\$5,635.97	NET INCREASE/(DECREASE):	\$5,635.97
	\$0.00	ADJUSTED CONTRACT PRICE:	\$5,702,615.45
	\$0.00	CHANGE TO DATE:	\$5,635.97

	DATE
CONTRACTOR: HEAVY CONSTRUCTORS	1/9/13
	DATE
PROJECT MANAGER: KLARE SCHROEDER, P.E.	1/3/13
	DATE
CITY ENGINEER: DALE TECH, P.E. / L.S.	1-4-13
MAYOR: SAM KOOIKER	DATE
FINANCE: PAULINE SUMPTION	DATE
CONTRACT TIME CHANGE +/-: 0	NEW CONTRACT TIME: Days

City Staff recommends approval of this Change Order #1 to Heavy Constructors for an increase \$5,635.97 based on unit pricing with the following appropriation:

Initial Funding	\$1,588,379.52	\$3,125,235.04	\$111,746.54	\$871,618.38		\$5,696,979.48
Fund Type	Sanitary Sewer	Water	Streets	Drainage		
Department	0833	0933	8910	8911		
Line Item	4380	4381	4370	4371		
Fund	0604	0602	0505	0505		
CCO #1	(\$5,669.64)	\$6,821.98	\$1,849.24	\$2,634.39		\$5,635.97
						\$0.00
						\$0.00
Adjusted Funding	\$1,582,709.88	\$3,132,057.02	\$113,595.78	\$874,252.77	\$5,702,615.45	\$5,702,615.45

**CITY OF RAPID CITY CONSTRUCTION CHANGE ORDER #1**  
**Jackson Boulevard Utilities Rapid Creek to Mt. View Road**  
**PROJECT NO. SSW09-1509 / CIP NO. 50351**  
**JANUARY 4, 2013**  
**ORIGINAL CONTRACT AMOUNT: \$5,696,979.48**  
**CONTRACTOR: Heavy Constructors Inc.**

LINE ITEM	DESCRIPTION	REASON FOR CHANGE
52	Pipe Encasement	Changed Per RFI #2 to replace concrete encasement on sanitary sewer main with water class pvc pipe.
63	8" PVC Sewer Pipe	Changed Per RFI #2 to replace concrete encasement on sanitary sewer main with water class pvc pipe.
122	Trench 8' to 10' Deep	Changed Per RFI #2 to replace concrete encasement on sanitary sewer main with water class pvc pipe.
123	Trench 10' to 12' Deep	Changed Per RFI #2 to replace concrete encasement on sanitary sewer main with water class pvc pipe.
124	Trench 12' to 14' Deep	Changed Per RFI #2 to replace concrete encasement on sanitary sewer main with water class pvc pipe.
125	Trench 14' to 16' Deep	Changed Per RFI #2 to replace concrete encasement on sanitary sewer main with water class pvc pipe.
194	8" Class 200 IPS PVC Pipe (CO1-1)	Changed Per RFI #2 to replace concrete encasement on sanitary sewer main with water class pvc pipe.
195	Creekside Parking Lot Striping (CO1-2)	Project specifications did not account for replacement of parking stall striping in areas where pavement was removed and replaced during sanitary sewer installation.
196	Handicap Ramp (CO1-3)	DOT companion project left a sidewalk to nowhere on the west side of Sheridan Lake Rd. It was proposed an additional sidewalk ramp be constructed to direct pedestrian traffic across the parking lot.
197	Detectable Warning Panel (CO1-4)	DOT companion project left a sidewalk to nowhere on the west side of Sheridan Lake Rd. It was proposed an additional sidewalk ramp be constructed to direct pedestrian traffic across the parking lot.
198	60" Tree Removal (CO1-5)	Grading for the stormwater area improvements in Jackson Park detrimentally affected the stability of a tree. The tree was recommended for removal due to potential impacts to private property adjacent to the tree.
199	Stump Grinding (CO1-6)	Grading for the stormwater area improvements in Jackson Park detrimentally affected the stability of a tree. The tree was recommended for removal due to potential impacts to private property adjacent to the tree.

PREPARED BY: Klare Schroeder, P.E.

DATE: January 4, 2013



FUNDING TYPE		Sanitary Sewer		Water		Streets		Drainage		
COST CENTER		833 / 834		933 / 934		8910		8911		
LINE ITEM		4380		4381		4370		4371		
FUND		0604		0602		0505		0505		
ITEM NO.	DESCRIPTION OF ITEM	AMOUNT	PERCENT	AMOUNT	PERCENT	AMOUNT	PERCENT	AMOUNT	PERCENT	
1	Mobilization	0.00	30%	0.00	55%	0.00	2%	0.00	13%	100%
2	Construction Staking	0.00	30%	0.00	55%	0.00	2%	0.00	13%	100%
3	Clear and Grub Tree	0.00	25%	0.00	25%	0.00	0%	0.00	50%	100%
4	Clearing	0.00	0%	0.00	0%	0.00	0%	0.00	100%	100%
5	Remove Traffic Sign	0.00	0%	0.00	0%	0.00	100%	0.00	0%	100%
6	Remove Concrete Curb and Gutter	0.00	35%	0.00	35%	0.00	15%	0.00	15%	100%
7	Remove Concrete Gutter	0.00	35%	0.00	35%	0.00	15%	0.00	15%	100%
8	Remove Curb Stop	0.00	0%	0.00	100%	0.00	0%	0.00	0%	100%
9	Remove Manhole	0.00	100%	0.00	0%	0.00	0%	0.00	0%	100%
10	Remove Sewer Pipe	0.00	100%	0.00	0%	0.00	0%	0.00	0%	100%
11	Remove Asphalt Concrete Pavement	0.00	35%	0.00	35%	0.00	15%	0.00	15%	100%
12	Remove Concrete Pavement	0.00	25%	0.00	25%	0.00	25%	0.00	25%	100%
13	Remove Concrete Approach Pavement	0.00	25%	0.00	25%	0.00	25%	0.00	25%	100%
14	Remove Concrete Driveway Pavement	0.00	25%	0.00	25%	0.00	25%	0.00	25%	100%
15	Remove Concrete Sidewalk	0.00	25%	0.00	25%	0.00	25%	0.00	25%	100%
16	Remove Fire Hydrant	0.00	0%	0.00	100%	0.00	0%	0.00	0%	100%
17	Remove Valve Box	0.00	0%	0.00	100%	0.00	0%	0.00	0%	100%
18	Remove Drop Inlet Frame and Grate	0.00	0%	0.00	0%	0.00	0%	0.00	100%	100%
19	Unclassified Excavation	0.00	40%	0.00	40%	0.00	10%	0.00	10%	100%
20	Contaminated Material Excavation	0.00	50%	0.00	50%	0.00	0%	0.00	0%	100%
21	Undercutting	0.00	40%	0.00	40%	0.00	10%	0.00	10%	100%
22	Placing Topsoil	0.00	5%	0.00	5%	0.00	5%	0.00	85%	100%
23	Placing Contractor Furnished Topsoil	0.00	5%	0.00	5%	0.00	5%	0.00	85%	100%
24	Incidental Work	0.00	30%	0.00	55%	0.00	2%	0.00	13%	100%
25	Incidental Work, Grading	0.00	5%	0.00	5%	0.00	5%	0.00	85%	100%
26	Base Course	0.00	35%	0.00	35%	0.00	15%	0.00	15%	100%
27	Gravel Surfacing	0.00	25%	0.00	25%	0.00	25%	0.00	25%	100%
28	Asphalt Concrete Composite	0.00	35%	0.00	35%	0.00	15%	0.00	15%	100%
29	6" PCC Driveway Pavement	0.00	35%	0.00	35%	0.00	15%	0.00	15%	100%
30	6" PCC Approach Pavement	0.00	35%	0.00	35%	0.00	15%	0.00	15%	100%
31	6" PCC Ditch Liner	0.00	0%	0.00	0%	0.00	0%	0.00	100%	100%
32	Structural Steel, Miscellaneous	0.00	0%	0.00	0%	0.00	0%	0.00	100%	100%

33	Structure Excavation, Box Culvert	0.00	0%	0.00	0%	0.00	0%	0.00	100%	100%
34	Structure Excavation, Miscellaneous	0.00	0%	0.00	0%	0.00	0%	0.00	100%	100%
35	Pipe Culvert Undercut	0.00	0%	0.00	0%	0.00	0%	0.00	100%	100%
36	Box Culvert Undercut	0.00	0%	0.00	0%	0.00	0%	0.00	100%	100%
37	Footing Undercut	0.00	0%	0.00	0%	0.00	0%	0.00	100%	100%
38	18" RCP Class 3, Furnish	0.00	0%	0.00	0%	0.00	0%	0.00	100%	100%
39	18" RCP, Install	0.00	0%	0.00	0%	0.00	0%	0.00	100%	100%
40	30" RCP Class 2, Furnish	0.00	0%	0.00	0%	0.00	0%	0.00	100%	100%
41	30" RCP, Install	0.00	0%	0.00	0%	0.00	0%	0.00	100%	100%
42	36" RCP Class 2, Furnish	0.00	0%	0.00	0%	0.00	0%	0.00	100%	100%
43	36" RCP, Install	0.00	0%	0.00	0%	0.00	0%	0.00	100%	100%
44	36" RCP Flared End, Furnish	0.00	0%	0.00	0%	0.00	0%	0.00	100%	100%
45	36" RCP Flared End, Install	0.00	0%	0.00	0%	0.00	0%	0.00	100%	100%
46	30" RCP Sloped End, Furnish	0.00	0%	0.00	0%	0.00	0%	0.00	100%	100%
47	30" RCP Sloped End, Install	0.00	0%	0.00	0%	0.00	0%	0.00	100%	100%
48	48" RCP Arch Class 2, Furnish	0.00	0%	0.00	0%	0.00	0%	0.00	100%	100%
49	48" RCP Arch, Install	0.00	0%	0.00	0%	0.00	0%	0.00	100%	100%
50	48" RCP Arch Bend, Furnish	0.00	0%	0.00	0%	0.00	0%	0.00	100%	100%
51	48" RCP Arch Bend, Install	0.00	0%	0.00	0%	0.00	0%	0.00	100%	100%
52	Pipe Encasement	-648.53	25%	-1,945.59	75%	0.00	0%	0.00	0%	100%
53	4" PVC Pipe	0.00	0%	0.00	100%	0.00	0%	0.00	0%	100%
54	20" PVC Water Main	0.00	0%	0.00	100%	0.00	0%	0.00	0%	100%
55	3" PVC Restrained Joint Water Main	0.00	0%	0.00	100%	0.00	0%	0.00	0%	100%
56	4" PVC Restrained Joint Water Main	0.00	0%	0.00	100%	0.00	0%	0.00	0%	100%
57	6" PVC Restrained Joint Water Main	0.00	0%	0.00	100%	0.00	0%	0.00	0%	100%
58	8" PVC Restrained Joint Water Main	0.00	0%	0.00	100%	0.00	0%	0.00	0%	100%
59	12" PVC Restrained Joint Water Main	0.00	0%	0.00	100%	0.00	0%	0.00	0%	100%
60	1" Copper Pipe	0.00	0%	0.00	100%	0.00	0%	0.00	0%	100%
61	1.5" Copper Pipe	0.00	0%	0.00	100%	0.00	0%	0.00	0%	100%
62	2" Copper Pipe	0.00	0%	0.00	100%	0.00	0%	0.00	0%	100%
63	8" PVC Sewer Pipe	-1,867.14	100%	0.00	0%	0.00	0%	0.00	0%	100%
64	10" PVC Sewer Pipe	0.00	100%	0.00	0%	0.00	0%	0.00	0%	100%
65	18" PVC Sewer Pipe	0.00	100%	0.00	0%	0.00	0%	0.00	0%	100%
66	21" PVC Sewer Pipe	0.00	100%	0.00	0%	0.00	0%	0.00	0%	100%
67	4" Sewer Service	0.00	100%	0.00	0%	0.00	0%	0.00	0%	100%
68	6" Sewer Service	0.00	100%	0.00	0%	0.00	0%	0.00	0%	100%
69	4" Sanitary Sewer Service Cleanout	0.00	100%	0.00	0%	0.00	0%	0.00	0%	100%
70	6" Sanitary Sewer Service Cleanout	0.00	100%	0.00	0%	0.00	0%	0.00	0%	100%
71	6"x6" Pipe Tee	0.00	0%	0.00	100%	0.00	0%	0.00	0%	100%
72	8"x6" Pipe Tee	0.00	0%	0.00	100%	0.00	0%	0.00	0%	100%
73	8"x8" Pipe Tee	0.00	0%	0.00	100%	0.00	0%	0.00	0%	100%
74	12"x4" Pipe Tee	0.00	0%	0.00	100%	0.00	0%	0.00	0%	100%
75	12"x6" Pipe Tee	0.00	0%	0.00	100%	0.00	0%	0.00	0%	100%
76	12"x8" Pipe Tee	0.00	0%	0.00	100%	0.00	0%	0.00	0%	100%
77	12"x12" Pipe Tee	0.00	0%	0.00	100%	0.00	0%	0.00	0%	100%
78	20"x6" Pipe Tee	0.00	0%	0.00	100%	0.00	0%	0.00	0%	100%

79	20"x8" Pipe Tee	0.00	0%	0.00	100%	0.00	0%	0.00	0%	100%
80	20"x12" Pipe Tee	0.00	0%	0.00	100%	0.00	0%	0.00	0%	100%
81	20"x20" Pipe Tee	0.00	0%	0.00	100%	0.00	0%	0.00	0%	100%
82	8"x8" Pipe Cross	0.00	0%	0.00	100%	0.00	0%	0.00	0%	100%
83	12"x8" Pipe Cross	0.00	0%	0.00	100%	0.00	0%	0.00	0%	100%
84	12"x12" Pipe Cross	0.00	0%	0.00	100%	0.00	0%	0.00	0%	100%
85	6"x4" Pipe Reducer	0.00	0%	0.00	100%	0.00	0%	0.00	0%	100%
86	8"x6" Pipe Reducer	0.00	0%	0.00	100%	0.00	0%	0.00	0%	100%
87	12"x6" Pipe Reducer	0.00	0%	0.00	100%	0.00	0%	0.00	0%	100%
88	12"x8" Pipe Reducer	0.00	0%	0.00	100%	0.00	0%	0.00	0%	100%
89	Tapping Saddle	0.00	0%	0.00	100%	0.00	0%	0.00	0%	100%
90	6"x3" Tapping Tee	0.00	0%	0.00	100%	0.00	0%	0.00	0%	100%
91	6"x6" Tapping Tee	0.00	0%	0.00	100%	0.00	0%	0.00	0%	100%
92	30"x12" Tapping Tee	0.00	0%	0.00	100%	0.00	0%	0.00	0%	100%
93	1.5" Corporation Stop with Tapping S	0.00	0%	0.00	100%	0.00	0%	0.00	0%	100%
94	2" Corporation Stop with Tapping Sa	0.00	0%	0.00	100%	0.00	0%	0.00	0%	100%
95	1" Curb Stop with Box	0.00	0%	0.00	100%	0.00	0%	0.00	0%	100%
96	1.5" Curb Stop with Box	0.00	0%	0.00	100%	0.00	0%	0.00	0%	100%
97	2" Curb Stop with Box	0.00	0%	0.00	100%	0.00	0%	0.00	0%	100%
98	4" Pipe Bend	0.00	0%	0.00	100%	0.00	0%	0.00	0%	100%
99	6" Pipe Bend	0.00	0%	0.00	100%	0.00	0%	0.00	0%	100%
100	8" Pipe Bend	0.00	0%	0.00	100%	0.00	0%	0.00	0%	100%
101	12" Pipe Bend	0.00	0%	0.00	100%	0.00	0%	0.00	0%	100%
102	20" Pipe Bend	0.00	0%	0.00	100%	0.00	0%	0.00	0%	100%
103	3" Pipe Cap	0.00	0%	0.00	100%	0.00	0%	0.00	0%	100%
104	6" Pipe Cap	0.00	0%	0.00	100%	0.00	0%	0.00	0%	100%
105	8" Pipe Cap	0.00	0%	0.00	100%	0.00	0%	0.00	0%	100%
106	6" Pipe Plug	0.00	0%	0.00	100%	0.00	0%	0.00	0%	100%
107	12" Pipe Plug	0.00	0%	0.00	100%	0.00	0%	0.00	0%	100%
108	20" Pipe Sleeve	0.00	0%	0.00	100%	0.00	0%	0.00	0%	100%
109	3" Gate Valve with Box	0.00	0%	0.00	100%	0.00	0%	0.00	0%	100%
110	4" Gate Valve with Box	0.00	0%	0.00	100%	0.00	0%	0.00	0%	100%
111	6" Gate Valve with Box	0.00	0%	0.00	100%	0.00	0%	0.00	0%	100%
112	8" Gate Valve with Box	0.00	0%	0.00	100%	0.00	0%	0.00	0%	100%
113	12" Gate Valve with Box	0.00	0%	0.00	100%	0.00	0%	0.00	0%	100%
114	20" Gate Valve with Box	0.00	0%	0.00	100%	0.00	0%	0.00	0%	100%
115	Fire Hydrant with Auxiliary Valve & B	0.00	0%	0.00	100%	0.00	0%	0.00	0%	100%
116	Fire Hydrant Guard Post	0.00	0%	0.00	100%	0.00	0%	0.00	0%	100%
117	Type 1 Bedding Material	0.00	50%	0.00	50%	0.00	0%	0.00	0%	100%
118	Type 3 Foundation Material	0.00	50%	0.00	50%	0.00	0%	0.00	0%	100%
119	Imported Trench Backfill	0.00	50%	0.00	50%	0.00	0%	0.00	0%	100%
120	Trench 0' to 6' Deep	0.00	100%	0.00	0%	0.00	0%	0.00	0%	100%
121	Trench 6' to 8' Deep	0.00	100%	0.00	0%	0.00	0%	0.00	0%	100%

122	Trench 8' to 10' Deep	-1,201.00	100%	0.00	0%	0.00	0%	0.00	0%	100%
123	Trench 10' to 12' Deep	-2,161.80	100%	0.00	0%	0.00	0%	0.00	0%	100%
124	Trench 12' to 14' Deep	-2,942.45	100%	0.00	0%	0.00	0%	0.00	0%	100%
125	Trench 14' to 16' Deep	-1,140.95	100%	0.00	0%	0.00	0%	0.00	0%	100%
126	Temporary Water Service	0.00	0%	0.00	100%	0.00	0%	0.00	0%	100%
127	Reconnect Water Service	0.00	0%	0.00	100%	0.00	0%	0.00	0%	100%
128	Connect To Existing Water Main	0.00	0%	0.00	100%	0.00	0%	0.00	0%	100%
129	Reconnect Sewer Service	0.00	100%	0.00	0%	0.00	0%	0.00	0%	100%
130	Connect to Existing Sewer Main	0.00	100%	0.00	0%	0.00	0%	0.00	0%	100%
131	Sewer Bypass Pumping	0.00	100%	0.00	0%	0.00	0%	0.00	0%	100%
132	Corrosion Protection	0.00	0%	0.00	100%	0.00	0%	0.00	0%	100%
133	Test Station	0.00	0%	0.00	100%	0.00	0%	0.00	0%	100%
134	Class A45 Concrete, Miscellaneous	0.00	25%	0.00	25%	0.00	25%	0.00	25%	100%
135	Class A45 Concrete, Box Culvert	0.00	0%	0.00	0%	0.00	0%	0.00	100%	100%
136	Controlled Density Fill	0.00	40%	0.00	40%	0.00	0%	0.00	20%	100%
137	Epoxy Coated Reinforcing Steel	0.00	0%	0.00	0%	0.00	0%	0.00	100%	100%
138	2-7'x3' Precast Concrete Box Culvert	0.00	0%	0.00	0%	0.00	0%	0.00	100%	100%
139	2-7'x3' Precast Concrete Box Culvert	0.00	0%	0.00	0%	0.00	0%	0.00	100%	100%
140	2-7'x3' Precast Concrete Box Culvert	0.00	0%	0.00	0%	0.00	0%	0.00	100%	100%
141	2-7'x3' Precast Concrete Box Culvert	0.00	0%	0.00	0%	0.00	0%	0.00	100%	100%
142	2.0"x2.0" Perforated Tube Post	0.00	0%	0.00	0%	0.00	100%	0.00	0%	100%
143	Flat Aluminum Sign, Nonremovable	0.00	0%	0.00	0%	0.00	100%	0.00	0%	100%
144	Remove, Salvage, Relocate, and Res	0.00	0%	0.00	0%	0.00	100%	0.00	0%	100%
145	Traffic Control, Miscellaneous	0.00	30%	0.00	55%	0.00	2%	0.00	13%	100%
146	Type B66 Concrete Curb and Gutter	0.00	35%	0.00	35%	0.00	15%	0.00	15%	100%
147	Type BL66 Concrete Curb and Gutte	0.00	35%	0.00	35%	0.00	15%	0.00	15%	100%
148	Type P6 Concrete Gutter	0.00	35%	0.00	35%	0.00	15%	0.00	15%	100%
149	6" Concrete Valley Gutter	0.00	35%	0.00	35%	0.00	15%	0.00	15%	100%
150	4" Concrete Sidewalk	0.00	25%	0.00	25%	0.00	25%	0.00	25%	100%
151	3' x 4' Type C Drop Inlet	0.00	0%	0.00	0%	0.00	0%	0.00	100%	100%
152	Type C Frame and Grate	0.00	0%	0.00	0%	0.00	0%	0.00	100%	100%
153	Special Grate	0.00	0%	0.00	0%	0.00	0%	0.00	100%	100%
154	Reset Drop Inlet Frame and Grate As	0.00	0%	0.00	0%	0.00	0%	0.00	100%	100%
155	48" Manhole	0.00	100%	0.00	0%	0.00	0%	0.00	0%	100%
156	60" Manhole	0.00	100%	0.00	0%	0.00	0%	0.00	0%	100%
157	84" Manhole	0.00	100%	0.00	0%	0.00	0%	0.00	0%	100%
158	96" Manhole	0.00	100%	0.00	0%	0.00	0%	0.00	0%	100%
159	48" Drop Manhole	0.00	100%	0.00	0%	0.00	0%	0.00	0%	100%

160	Extra Depth for 48" Manhole	0.00	100%	0.00	0%	0.00	0%	0.00	0%	100%
161	Extra Depth for 60" Manhole	0.00	100%	0.00	0%	0.00	0%	0.00	0%	100%
162	Extra Depth for 84" Manhole	0.00	100%	0.00	0%	0.00	0%	0.00	0%	100%
163	Connect Into Existing Manhole	0.00	100%	0.00	0%	0.00	0%	0.00	0%	100%
164	Abandon Manhole	0.00	100%	0.00	0%	0.00	0%	0.00	0%	100%
165	Class B Riprap	0.00	0%	0.00	0%	0.00	0%	0.00	100%	100%
166	Class C Riprap	0.00	0%	0.00	0%	0.00	0%	0.00	100%	100%
167	Bank and Channel Protection Gabion	0.00	0%	0.00	0%	0.00	0%	0.00	100%	100%
168	Type D Permanent Seed Mixture	0.00	0%	0.00	0%	0.00	0%	0.00	100%	100%
169	Type E Permanent Seed Mixture	0.00	0%	0.00	0%	0.00	0%	0.00	100%	100%
170	Special Permanent Seed Mixture	0.00	0%	0.00	0%	0.00	0%	0.00	100%	100%
171	Special Permanent Seed Mixture	0.00	0%	0.00	0%	0.00	0%	0.00	100%	100%
172	Fertilizing	0.00	10%	0.00	10%	0.00	5%	0.00	75%	100%
173	Fiber Mulching	0.00	10%	0.00	10%	0.00	5%	0.00	75%	100%
174	Sodding	0.00	10%	0.00	10%	0.00	0%	0.00	80%	100%
175	Erosion Control	0.00	5%	0.00	5%	0.00	5%	0.00	85%	100%
176	Type 1 Erosion Control Blanket	0.00	0%	0.00	0%	0.00	0%	0.00	100%	100%
177	Rock Check Dam	0.00	0%	0.00	0%	0.00	0%	0.00	100%	100%
178	Dewatering	0.00	40%	0.00	40%	0.00	0%	0.00	20%	100%
179	1 Gallon Perennial Plant, Furnish and	0.00	0%	0.00	0%	0.00	0%	0.00	100%	100%
180	6" Coniferous Evergreen, Furnish and	0.00	0%	0.00	0%	0.00	0%	0.00	100%	100%
181	1.5" Caliper Deciduous Tree, Furnish	0.00	0%	0.00	0%	0.00	0%	0.00	100%	100%
182	2" Caliper Deciduous Tree, Furnish and	0.00	0%	0.00	0%	0.00	0%	0.00	100%	100%
183	Salvage, Store, and Replant Shrub	0.00	0%	0.00	0%	0.00	0%	0.00	100%	100%
184	Type B Drainage Fabric	0.00	0%	0.00	0%	0.00	0%	0.00	100%	100%
185	Non-woven Geotextile Separator	0.00	0%	0.00	0%	0.00	0%	0.00	100%	100%
186	Geogrid Reinforcement	0.00	0%	0.00	0%	0.00	0%	0.00	100%	100%
187	2" Extruded Polystyrene Insulation Board	0.00	50%	0.00	50%	0.00	0%	0.00	0%	100%
188	Orange Plastic Safety Fence	0.00	30%	0.00	55%	0.00	2%	0.00	13%	100%
189	Granular Material for Construction Erosion	0.00	30%	0.00	55%	0.00	2%	0.00	13%	100%
190	Deleted Item	0.00	0%	0.00	0%	0.00	0%	0.00	0%	0%
191	Landscaping Rock	0.00	10%	0.00	10%	0.00	0%	0.00	80%	100%
192	Mulch Ring	0.00	0%	0.00	0%	0.00	0%	0.00	100%	100%
193	Irrigation System	0.00	0%	0.00	0%	0.00	0%	0.00	100%	100%
194	8" Class 200 IPS PVC Pipe (CO1-1)	2,237.67	25%	6,713.01	75%	0.00	0%	0.00	0%	100%
195	Creekside Parking Lot Striping (CO1-2)	359.31	35%	359.31	35%	153.99	15%	153.99	15%	100%
196	Handicap Ramp (CO1-3)	0.00	0%	0.00	0%	0.00	0%	356.90	100%	100%
197	Delectable Warning Panel (CO1-4)	0.00	0%	0.00	0%	0.00	0%	428.24	100%	100%

198	60" Tree Removal (CO1-5)	1,635.77	25%	1,635.77	25%	1,635.77	25%	1,635.77	25%	100%
199	Stump Grinding (CO1-6)	59.48	25%	59.48	25%	59.48	25%	59.48	25%	100%
		(\$5,669.64)		\$6,821.98		\$1,849.24		\$2,634.39		\$5,635.97