


CITY OF RAPID CITY CONSTRUCTION CHANGE ORDER #2F
DEADWOOD AVENUE SANITARY SEWER AND WATER MAIN EXTENSION
PROJECT NO. 11-1978 / CIP NO. 50891
NOVEMBER 28, 2012
ORIGINAL CONTRACT AMOUNT: \$541,053.19
CONTRACTOR: RAPID CONSTRUCTION COMPANY LLC

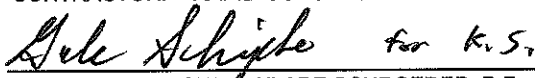
LINE ITEM	DESCRIPTION	UNIT	CURRENT CONTRACT QUANTITY	UNIT PRICE	EXTENDED PRICE	ADJUSTED QUANTITY	ADJUSTED PRICE	NET CHANGE
1	MOBILIZATION	LS	1.00	\$18,810.00	\$18,810.00	1.00	\$18,810.00	\$0.00
2	INCIDENTAL	LS	1.00	\$53,686.20	\$53,686.20	1.00	\$53,686.20	\$0.00
3	CONSTRUCTION STAKING	LS	1.00	\$3,570.00	\$3,570.00	1.00	\$3,570.00	\$0.00
4	REESTABLISH PROPERTY CORNERS	EA	0.00	\$157.50	\$0.00	0.00	\$0.00	\$0.00
5	SAWING, ASPHALT PAVEMENT	LF	1,002.00	\$4.20	\$4,208.40	1,002.00	\$4,208.40	\$0.00
6	REMOVE AC PAVEMENT	SY	1,533.10	\$3.07	\$4,706.62	1,533.10	\$4,706.62	\$0.00
7	REMOVE PCC PAVEMENT	SY	1,047.00	\$4.81	\$5,036.07	1,047.00	\$5,036.07	\$0.00
8	REMOVE PCC APPROACH PAVEMENT	SY	12.80	\$3.73	\$47.74	12.80	\$47.74	\$0.00
9	REMOVE PCC DRIVEWAY PAVEMENT	SY	194.40	\$3.73	\$725.11	194.40	\$725.11	\$0.00
10	REMOVE CONCRETE CURB & GUTTER	LF	109.00	\$2.52	\$274.68	109.00	\$274.68	\$0.00
11	REMOVE & RESET MAILBOX	EA	2.00	\$400.00	\$800.00	2.00	\$800.00	\$0.00
12	REMOVE AND RESET SURVEY MONUMENT AND SIGN	EA	0.00	\$555.45	\$0.00	0.00	\$0.00	\$0.00
13	REMOVE PAVEMENT MARKING, STRIPES	LF	700.00	\$0.47	\$329.00	700.00	\$329.00	\$0.00
14	REMOVE & RESET SIGN	EA	1.00	\$78.75	\$78.75	1.00	\$78.75	\$0.00
15	AASHTO T-180 SOIL TEST	EA	1.00	\$136.50	\$136.50	1.00	\$136.50	\$0.00
16	CONTROLLED LOW STRENGTH BACKFILL MATERIAL (GRADING)	CY	0.00	\$151.65	\$0.00	0.00	\$0.00	\$0.00
17	CO-COMPOST	CY	105.00	\$43.21	\$4,537.05	65.36	\$2,824.21	(\$1,712.84)
18	MULCHING	SY	2,955.00	\$1.05	\$3,102.75	2,655.00	\$2,787.75	(\$315.00)
19	EXCAVATION, ROCK (TRENCH)	CY	1,161.90	\$24.50	\$28,466.55	1,161.90	\$28,466.55	\$0.00
20	SEWER MAIN CONCRETE ENCASEMENT	LF	50.00	\$46.74	\$2,337.00	50.00	\$2,337.00	\$0.00
21	TYPE I BEDDING MATERIAL	T	0.00	\$17.68	\$0.00	0.00	\$0.00	\$0.00
22	TYPE II BEDDING MATERIAL	T	0.00	\$19.07	\$0.00	0.00	\$0.00	\$0.00
23	TYPE III FOUNDATION MATERIAL	T	0.00	\$19.07	\$0.00	0.00	\$0.00	\$0.00
24	8" PVC SEWER MAIN (0'- 6')	LF	120.00	\$31.11	\$3,733.20	120.00	\$3,733.20	\$0.00
25	8" PVC SEWER MAIN (6'- 8')	LF	70.00	\$31.11	\$2,177.70	70.00	\$2,177.70	\$0.00
26	8" PVC SEWER MAIN (8'-10')	LF	988.00	\$31.11	\$30,736.68	988.00	\$30,736.68	\$0.00
27	4" PVC SEWER SERVICE LINE	LF	194.00	\$25.09	\$4,867.46	194.00	\$4,867.46	\$0.00

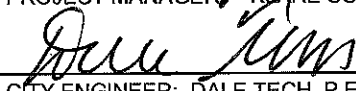
LINE ITEM	DESCRIPTION	UNIT	CURRENT CONTRACT QUANTITY	UNIT PRICE	EXTENDED PRICE	ADJUSTED QUANTITY	ADJUSTED PRICE	NET CHANGE
28	STANDARD MANHOLE, 48"	EA	4.00	\$2,153.50	\$8,614.00	4.00	\$8,614.00	\$0.00
29	TERMINATION MANHOLE, 48"	EA	1.00	\$2,153.50	\$2,153.50	1.00	\$2,153.50	\$0.00
30	EXTRA MANHOLE DEPTH, 48"	VF	15.00	\$178.85	\$2,682.75	15.00	\$2,682.75	\$0.00
31	CONNECT NEW SEWER SERVICE	EA	5.00	\$532.14	\$2,660.70	5.00	\$2,660.70	\$0.00
32	CONNECT TO EXISTING MANHOLE	EA	1.00	\$415.11	\$415.11	1.00	\$415.11	\$0.00
33	POUR MANHOLE INVERT	EA	1.00	\$524.41	\$524.41	1.00	\$524.41	\$0.00
34	6" PVC WATER MAIN C-900, CLASS 150	LF	20.00	\$31.76	\$635.20	20.00	\$635.20	\$0.00
35	14" PVC WATER MAIN C-905, DR 25	LF	1,549.00	\$49.77	\$77,093.73	1,549.00	\$77,093.73	\$0.00
36	14" HIGH DEFLECTION COUPLING	EA	5.00	\$877.73	\$4,388.65	5.00	\$4,388.65	\$0.00
37	14" X 14" X 6" TEE	EA	4.00	\$1,217.15	\$4,868.60	4.00	\$4,868.60	\$0.00
38	14" GATE VALVE W/BOX	EA	6.00	\$6,695.16	\$40,170.96	6.00	\$40,170.96	\$0.00
39	FIRE HYDRANT W/AUX VALVE & BOX	EA	4.00	\$3,795.66	\$15,182.64	4.00	\$15,182.64	\$0.00
40	CONNECT TO EXISTING WATER MAIN	EA	1.00	\$814.20	\$814.20	1.00	\$814.20	\$0.00
41	CATHODIC CONTROL TEST STATION	EA	2.00	\$482.47	\$964.94	2.00	\$964.94	\$0.00
42	CATHODIC PROTECTION	LS	1.00	\$8,447.32	\$8,447.32	1.00	\$8,447.32	\$0.00
43	EROSION AND WATER POLLUTION CONTROL	LS	1.00	\$10,435.98	\$10,435.98	1.00	\$10,435.98	\$0.00
44	AGGREGATE BASE COURSE, 1"	T	701.30	\$19.18	\$13,450.93	701.30	\$13,450.93	\$0.00
45	GRAVEL CUSHION	T	380.00	\$19.18	\$7,288.40	380.00	\$7,288.40	\$0.00
46	TEMPORARY	T	283.80	\$19.18	\$5,443.28	283.80	\$5,443.28	\$0.00
47	AC, CLASS G, TYPE 1 PG64-22	T	495.85	\$100.59	\$49,877.55	495.85	\$49,877.55	\$0.00
48	PCC APPROACH PAVEMENT, 6" REINFORCED	SY	12.80	\$60.59	\$775.55	12.80	\$775.55	\$0.00
49	PCC PAVEMENT, 10" NONREINFORCED	SY	1,047.00	\$49.09	\$51,397.23	1,047.00	\$51,397.23	\$0.00
50	PCC DRIVEWAY PAVEMENT 6", NONREINFORCED	SY	239.00	\$46.20	\$11,041.80	239.00	\$11,041.80	\$0.00
51	CONCRETE CURB & GUTTER, TYPE F6-10	LF	109.00	\$31.66	\$3,450.94	109.00	\$3,450.94	\$0.00
52	PCC PAVEMENT, JOINT SEAL, HOT TAR	LF	2,060.00	\$1.58	\$3,254.80	2,060.00	\$3,254.80	\$0.00
53	DOWEL BAR ASSEMBLY	LF	568.00	\$13.44	\$7,633.92	568.00	\$7,633.92	\$0.00
54	INSTALL #5 STEEL BAR IN CONCRETE	EA	630.00	\$8.19	\$5,159.70	630.00	\$5,159.70	\$0.00
55	INSTALL #10 SMOOTH STEEL BAR IN CONCRETE	EA	24.00	\$15.75	\$378.00	24.00	\$378.00	\$0.00
56	COLD APPLIED PLASTIC PAVEMENT MARKING, 4"	LF	700.00	\$3.31	\$2,317.00	700.00	\$2,317.00	\$0.00
57	TRAFFIC CONTROL	LS	1.00	\$11,230.00	\$11,230.00	1.00	\$11,230.00	\$0.00

LINE ITEM	DESCRIPTION	UNIT	CURRENT CONTRACT QUANTITY	UNIT PRICE	EXTENDED PRICE	ADJUSTED QUANTITY	ADJUSTED PRICE	NET CHANGE
58	TRAFFIC CONTROL PLAN	LS	1.00	\$525.00	\$525.00	1.00	\$525.00	\$0.00
59	HAUL AND PLACE CONCRETE BARRIERS	LF	300.00	\$21.53	\$6,459.00	470.00	\$10,119.10	\$3,660.10
60	ASPHALT MILLING	TN	0.00	\$24.30	\$0.00	45.10	\$1,095.93	\$1,095.93
61	TOP SOIL	SY	0.00	\$22.00	\$0.00	195.00	\$4,290.00	\$4,290.00
TOTAL					\$532,103.25		\$539,121.44	\$7,018.19

C.C.O. HISTORY INCREASE/(DECREASE)		PRIOR ADJUSTED CONTRACT PRICE :		\$532,103.25
CCO #1	(\$8,949.94)	NET INCREASE/(DECREASE):		\$7,018.19
CCO #2F	\$7,018.19	ADJUSTED CONTRACT PRICE:		\$539,121.44
	\$0.00	CHANGE TO DATE:		(\$1,931.75)


 CONTRACTOR: RAPID CONSTRUCTION COMPANY 11/30/12
DATE


 PROJECT MANAGER: KLAIRE SCHROEDER, P.E. 11/30/2012
DATE


 CITY ENGINEER: DALE TECH, P.E. / L.S. 11-30-12
DATE

MAYOR: SAM KOOIKER DATE

FINANCE: PAULINE SUMPTION DATE

CONTRACT TIME CHANGE +/-: 0 NEW CONTRACT TIME: Days

City Staff recommends approval of this Change Order #2F to Rapid Construction Company for an increase of \$7,018.19 based on unit pricing with the following appropriation:

Initial Funding	\$255,126.82	\$249,731.98	\$36,194.38			\$541,053.19
Fund Type	Sanitary Sewer	Water	Water Oversize			
Department	0834	0934	0934			
Line Item	4380	4381	4381			
Fund	0604	0602	0602			
CCO #1	(\$17,277.59)	\$8,327.65	\$0.00			(\$8,949.94)
CCO #2F	\$2,485.27	\$4,532.92	\$0.00			\$7,018.19
						\$0.00
Adjusted Funding	\$240,334.50	\$262,592.55	\$36,194.38		\$539,121.44	\$539,121.44

CITY OF RAPID CITY CONSTRUCTION CHANGE ORDER #2F
DEADWOOD AVENUE SANITARY SEWER AND WATER MAIN EXTENSION
PROJECT NO. 11-1978 / CIP NO. 50891
NOVEMBER 28, 2012
ORIGINAL CONTRACT AMOUNT: \$541,053.19
CONTRACTOR: RAPID CONSTRUCTION COMPANY LLC

LINE ITEM	DESCRIPTION	REASON FOR CHANGE
17	CO-COMPOST	Actual quantity needed to complete project.
18	SEEDING, FERTILIZING, & MULCHING	Actual quantity needed to complete project.
59	HAUL AND PLACE CONCRETE BARRIERS	The DOT required a longer taper so had to use more barriers.
60	ASPHALT MILLING	Replaced what was in an existing business parking lot.
61	TOP SOIL	There was none on job needed to supplement top soil.

PREPARED BY: Klare Schroeder, P.E.

DATE: November 28, 2012

FUNDING TYPE		Sanitary Sewer		Water		Water Oversize		
COST CENTER		834		934		934		
LINE ITEM		4380		4381		4381		
FUND		604		602		602		
ITEM NO.	DESCRIPTION OF ITEM	AMOUNT	PERCENT	AMOUNT	PERCENT	AMOUNT	PERCENT	
1	MOBILIZATION	0.00	55%	0.00	45%	0.00	0%	100%
2	INCIDENTAL	0.00	55%	0.00	45%	0.00	0%	100%
3	CONSTRUCTION STAKING	0.00	55%	0.00	45%	0.00	0%	100%
4	REESTABLISH PROPERTY CORNER	0.00	0%	0.00	100%	0.00	0%	100%
5	SAWING, ASPHALT PAVEMENT	0.00	100%	0.00	0%	0.00	0%	100%
6	REMOVE AC PAVEMENT	0.00	10%	0.00	90%	0.00	0%	100%
7	REMOVE PCC PAVEMENT	0.00	100%	0.00	0%	0.00	0%	100%
8	REMOVE PCC APPROACH PAVEMENT	0.00	100%	0.00	0%	0.00	0%	100%
9	REMOVE PCC DRIVEWAY PAVEMENT	0.00	50%	0.00	50%	0.00	0%	100%
10	REMOVE CONCRETE CURB & GUTTER	0.00	100%	0.00	0%	0.00	0%	100%
11	REMOVE & RESET MAILBOX	0.00	0%	0.00	100%	0.00	0%	100%
12	REMOVE AND RESET SURVEY MARKERS	0.00	0%	0.00	100%	0.00	0%	100%
13	REMOVE PAVEMENT MARKING, SIGN	0.00	100%	0.00	0%	0.00	0%	100%
14	REMOVE & RESET SIGN	0.00	0%	0.00	100%	0.00	0%	100%
15	AASHTO T-180 SOIL TEST	0.00	50%	0.00	50%	0.00	0%	100%
16	CONTROLLED LOW STRENGTH BEDDING	0.00	50%	0.00	50%	0.00	0%	100%
17	CO-COMPOST	-171.28	10%	-1,541.56	90%	0.00	0%	100%
18	SEEDING, FERTILIZING, & MULCHING	-31.50	10%	-283.50	90%	0.00	0%	100%
19	EXCAVATION, ROCK (TRENCH)	0.00	60%	0.00	40%	0.00	0%	100%
20	SEWER MAIN CONCRETE ENCASING	0.00	100%	0.00	0%	0.00	0%	100%
21	TYPE I BEDDING MATERIAL	0.00	50%	0.00	50%	0.00	0%	100%
22	TYPE II BEDDING MATERIAL	0.00	50%	0.00	50%	0.00	0%	100%
23	TYPE III FOUNDATION MATERIAL	0.00	50%	0.00	50%	0.00	0%	100%
24	8" PVC SEWER MAIN (0'- 6')	0.00	100%	0.00	0%	0.00	0%	100%
25	8" PVC SEWER MAIN (6'- 8')	0.00	100%	0.00	0%	0.00	0%	100%
26	8" PVC SEWER MAIN (8'-10')	0.00	100%	0.00	0%	0.00	0%	100%
27	4" PVC SEWER SERVICE LINE	0.00	100%	0.00	0%	0.00	0%	100%
28	STANDARD MANHOLE, 48"	0.00	100%	0.00	0%	0.00	0%	100%
29	TERMINATION MANHOLE, 48"	0.00	100%	0.00	0%	0.00	0%	100%

30	EXTRA MANHOLE DEPTH, 48"	0.00	100%	0.00	0%	0.00	0%	100%
31	CONNECT NEW SEWER SERVICE	0.00	100%	0.00	0%	0.00	0%	100%
32	CONNECT TO EXISTING MANHOLE	0.00	100%	0.00	0%	0.00	0%	100%
33	POUR MANHOLE INVERT	0.00	100%	0.00	0%	0.00	0%	100%
34	6" PVC WATER MAIN C-900, CLASS	0.00	0%	0.00	100%	0.00	0%	100%
35	14" PVC WATER MAIN C-905, DR 2	0.00	0%	0.00	68%	0.00	32%	100%
36	14" HIGH DEFLECTION COUPLING	0.00	0%	0.00	74%	0.00	26%	100%
37	14" X 14" X 6" TEE	0.00	0%	0.00	60%	0.00	40%	100%
38	14" GATE VALVE W/BOX	0.00	0%	0.00	79%	0.00	21%	100%
39	FIRE HYDRANT W/AUX VALVE & B	0.00	0%	0.00	100%	0.00	0%	100%
40	CONNECT TO EXISTING WATER M	0.00	0%	0.00	100%	0.00	0%	100%
41	CATHODIC CONTROL TEST STATI	0.00	0%	0.00	100%	0.00	0%	100%
42	CATHODIC PROTECTION	0.00	0%	0.00	100%	0.00	0%	100%
43	EROSION AND WATER POLLUTIO	0.00	30%	0.00	70%	0.00	0%	100%
44	AGGREGATE BASE COURSE, 1"	0.00	0%	0.00	100%	0.00	0%	100%
45	GRAVEL CUSHION	0.00	100%	0.00	0%	0.00	0%	100%
46	GRAVEL SURFACING, TEMPORAR	0.00	40%	0.00	60%	0.00	0%	100%
47	AC, CLASS G, TYPE 1 PG64-22	0.00	10%	0.00	90%	0.00	0%	100%
48	PCC APPROACH PAVEMENT, 6" R	0.00	10%	0.00	90%	0.00	0%	100%
49	PCC PAVEMENT, 10" NONREINFO	0.00	100%	0.00	0%	0.00	0%	100%
50	PCC DRIVEWAY PAVEMENT 6", NO	0.00	50%	0.00	50%	0.00	0%	100%
51	CONCRETE CURB & GUTTER, TYF	0.00	100%	0.00	0%	0.00	0%	100%
52	PCC PAVEMENT, JOINT SEAL, HO	0.00	100%	0.00	0%	0.00	0%	100%
53	DOWEL BAR ASSEMBLY	0.00	100%	0.00	0%	0.00	0%	100%
54	INSTALL #5 STEEL BAR IN CONCR	0.00	100%	0.00	0%	0.00	0%	100%
55	INSTALL #10 SMOOTH STEEL BAR	0.00	100%	0.00	0%	0.00	0%	100%
56	COLD APPLIED PLASTIC PAVEME	0.00	100%	0.00	0%	0.00	0%	100%
57	TRAFFIC CONTROL	0.00	55%	0.00	45%	0.00	0%	100%
58	TRAFFIC CONTROL PLAN	0.00	55%	0.00	45%	0.00	0%	100%
59	HAUL AND PLACE CONCRETE BA	1,830.05	50%	1,830.05	50%	0.00	0%	100%
60	ASPHALT MILLING	0.00	0%	1,095.93	100%	0.00	0%	100%
61	TOP SOIL	858.00	20%	3,432.00	80%	0.00	0%	100%
		\$2,485.27		\$4,532.92		\$0.00		\$7,018.19