

CITY OF RAPID CITY CONSTRUCTION CHANGE ORDER #1F

PW052912-03

12th Street Sanitary Sewer Extension

SS11-1937 / CIP NO 50854


MAY 9, 2012


ORIGINAL CONTRACT AMOUNT: \$51,419.50


CONTRACTOR: R. C. S. CONSTRUCTION, INC.

LINE ITEM	DESCRIPTION	UNIT	CURRENT CONTRACT QUANTITY	UNIT PRICE	EXTENDED PRICE	ADJUSTED QUANTITY	ADJUSTED PRICE	NET CHANGE	
1	MOBILIZATION	LS	1.00	\$7,600.00	\$7,600.00	1.00	\$7,600.00	\$0.00	
2	INCIDENTAL	LS	1.00	\$2,267.00	\$2,267.00	1.00	\$2,267.00	\$0.00	
3	REMOVE AC PAVEMENT	SY	111.00	\$3.00	\$333.00	98.80	\$296.40	(\$36.60)	
4	GUTTER	LF	84.00	\$3.00	\$252.00	57.00	\$171.00	(\$81.00)	
5	REMOVE PCC SIDEWALK	SF	111.00	\$3.00	\$333.00	100.00	\$300.00	(\$33.00)	
6	AASHTO T-180 SOIL TEST	EA	2.00	\$141.00	\$282.00	1.00	\$141.00	(\$141.00)	
7	SODDING	SY	87.00	\$6.00	\$522.00	52.00	\$312.00	(\$210.00)	
8	TYPE I BEDDING MATERIAL	T	5.00	\$18.00	\$90.00	0.00	\$0.00	(\$90.00)	
9	TYPE III FOUNDATION MATERIAL	T	5.00	\$21.00	\$105.00	0.00	\$0.00	(\$105.00)	
10	(TRENCH)	CY	10.00	\$8.00	\$80.00	0.00	\$0.00	(\$80.00)	
11	8" PVC SEWER MAIN (8'-10')	LF	97.00	\$46.00	\$4,462.00	97.00	\$4,462.00	\$0.00	
12	8" PVC SEWER MAIN (10'-12')	LF	133.00	\$46.00	\$6,118.00	133.00	\$6,118.00	\$0.00	
13	4" PVC SEWER SERVICE LINE	LF	44.00	\$40.00	\$1,760.00	49.00	\$1,960.00	\$200.00	
14	STANDARD MANHOLE, 48"	EA	1.00	\$2,886.00	\$2,886.00	1.00	\$2,886.00	\$0.00	
15	TERMINATION MANHOLE, 48"	EA	1.00	\$3,005.00	\$3,005.00	1.00	\$3,005.00	\$0.00	
16	EXTRA MANHOLE DEPTH, 48"	VF	8.00	\$105.00	\$840.00	8.00	\$840.00	\$0.00	
17	MAIN	EA	2.00	\$295.00	\$590.00	2.00	\$590.00	\$0.00	
18	CONNECT NEW SEWER SERVICE	EA	4.00	\$225.00	\$900.00	4.00	\$900.00	\$0.00	
19	BYPASS PUMPING	LS	1.00	\$1,110.00	\$1,110.00	1.00	\$1,110.00	\$0.00	
20	CONTROL	LS	1.00	\$1,072.00	\$1,072.00	1.00	\$1,072.00	\$0.00	
21	CONTROL PLAN	1.00	1.00	\$711.00	\$711.00	1.00	\$711.00	\$0.00	
22	AGGREGATE BASE COURSE, 3/4"	T	50.50	\$21.00	\$1,060.50	44.45	\$933.45	(\$127.05)	
23	GRAVEL SURFACING, PERMANENT	T	107.00	\$21.00	\$2,247.00	105.90	\$2,223.90	(\$23.10)	
24	AC, CLASS G, TYPE 1	T	16.00	\$321.00	\$5,136.00	15.60	\$5,007.60	(\$128.40)	
25	REINFORCED	SY	56.00	\$60.00	\$3,360.00	43.70	\$2,622.00	(\$738.00)	
26	TYPE B6-6	LF	84.00	\$17.00	\$1,428.00	57.00	\$969.00	(\$459.00)	
27	REINFORCED	SF	111.00	\$7.00	\$777.00	100.00	\$700.00	(\$77.00)	
28	TRAFFIC CONTROL	LS	1.00	\$1,755.00	\$1,755.00	1.00	\$1,755.00	\$0.00	
29	TRAFFIC CONTROL PLAN	LS	1.00	\$338.00	\$338.00	1.00	\$338.00	\$0.00	
TOTAL						\$51,419.50		\$49,290.35	(\$2,129.15)

C.C.O. HISTORY INCREASE/(DECREASE)		PRIOR ADJUSTED CONTRACT PRICE :	\$51,419.50
CCO #1F	(\$2,129.15)	NET INCREASE/(DECREASE):	(\$2,129.15)
	\$0.00	ADJUSTED CONTRACT PRICE:	\$49,290.35
	\$0.00	CHANGE TO DATE:	(\$2,129.15)


 CONTRACTOR: RCS CONSTRUCTION, PO Box 9337, Rapid City, SD 57709 5/17/12
DATE


 PROJECT MANAGER: KLARE SCHROEDER, P.E. 5/15/12
DATE


 CITY ENGINEER: DALE TECH, P.E. / L.S. 5-18-12
DATE

MAYOR: SAM KOOIKER DATE

FINANCE: PAULINE SUMPTION DATE

CONTRACT TIME CHANGE +/-: 0 NEW CONTRACT TIME: Days

City Staff recommends approval of this Change Order #1F to RCS Construction for a decrease of \$2,129.15 based on unit pricing with the following appropriation:

Initial Funding	\$15,234.33	\$35,546.77	\$638.40		\$51,419.50
Fund Type	City Sewer Improving (up to 10K per		Streets (STCM)		
Department	0834	0834	0301		
Line Item	4380	4384	4370		
Fund	0604	0604	0505		
CCO #1	(\$584.75)	(\$1,339.21)	(\$205.19)		(\$2,129.15)
					\$0.00
					\$0.00
Adjusted Funding	\$14,649.58	\$34,207.56	\$433.21	\$49,290.35	\$49,290.35

CITY OF RAPID CITY CONSTRUCTION CHANGE ORDER #1F
12th Street Sanitary Sewer Extension
SS11-1937 / CIP NO 50854
MAY 9, 2012
ORIGINAL CONTRACT AMOUNT: \$51,419.50
CONTRACTOR: R. C. S. CONSTRUCTION, INC.

LINE ITEM	DESCRIPTION	REASON FOR CHANGE
3	REMOVE AC PAVEMENT	Actual quantity needed to complete the project.
4	REMOVE CONCRETE CURB & GUTT	Actual quantity needed to complete the project.
5	REMOVE PCC SIDEWALK	Actual quantity needed to complete the project.
6	AASHTO T-180 SOIL TEST	Actual quantity needed to complete the project.
7	SODDING	Actual quantity needed to complete the project.
8	TYPE I BEDDING MATERIAL	None needed to complete the project.
9	TYPE III FOUNDATION MATERIAL	None needed to complete the project.
10	IMPORTED BACKFILL MATERIAL (TF	None needed to complete the project.
13	4" PVC SEWER SERVICE LINE	Actual quantity needed to complete the project.
22	AGGREGATE BASE COURSE, 3/4"	Actual quantity needed to complete the project.
23	GRAVEL SURFACING, PERMANENT	Actual quantity needed to complete the project.
24	AC, CLASS G, TYPE 1	Actual quantity needed to complete the project.
25	PCC APPROACH PAVEMENT, 6" REI	Actual quantity needed to complete the project.
26	CONCRETE CURB & GUTTER, TYPE	Actual quantity needed to complete the project.
27	CONCRETE SIDEWALK, 6" REINFOR	Actual quantity needed to complete the project.

PREPARED BY: KLARE SCHROEDER, P.E.

DATE: May 9, 2012

		Sanitary Sewer Improvement		Sanitary Sewer Matching (up to 10K per benefitting)		Streets (STCM)		
FUNDING TYPE		0834		0834		0301		
COST CENTER		4380		4384		4370		
LINE ITEM								
FUND		0604		0604		0505		
ITEM NO.	DESCRIPTION OF ITEM	AMOUNT	PERCENT	AMOUNT	PERCENT	AMOUNT	PERCENT	
1	MOBILIZATION	0.00	30%	0.00	70%	0.00	0%	100%
2	INCIDENTAL	0.00	30%	0.00	70%	0.00	0%	100%
3	REMOVE AC PAVEMENT	-10.98	30%	-25.62	70%	0.00	0%	100%
4	REMOVE CONCRETE CURB & GUT	-16.20	20%	-34.02	42%	-30.78	38%	100%
5	REMOVE PCC SIDEWALK	-9.90	30%	-23.10	70%	0.00	0%	100%
6	AASHTO T-180 SOIL TEST	-42.30	30%	-98.70	70%	0.00	0%	100%
7	SODDING	-63.00	30%	-147.00	70%	0.00	0%	100%
8	TYPE I BEDDING MATERIAL	-27.00	30%	-63.00	70%	0.00	0%	100%
9	TYPE III FOUNDATION MATERIAL	-31.50	30%	-73.50	70%	0.00	0%	100%
10	IMPORTED BACKFILL MATERIAL (-24.00	30%	-56.00	70%	0.00	0%	100%
11	8" PVC SEWER MAIN (8'-10')	0.00	30%	0.00	70%	0.00	0%	100%
12	8" PVC SEWER MAIN (10'-12')	0.00	30%	0.00	70%	0.00	0%	100%
13	4" PVC SEWER SERVICE LINE	60.00	30%	140.00	70%	0.00	0%	100%
14	STANDARD MANHOLE, 48"	0.00	30%	0.00	70%	0.00	0%	100%
15	TERMINATION MANHOLE, 48"	0.00	30%	0.00	70%	0.00	0%	100%
16	EXTRA MANHOLE DEPTH, 48"	0.00	30%	0.00	70%	0.00	0%	100%
17	CONNECT TO EXISTING SEWER M	0.00	30%	0.00	70%	0.00	0%	100%
18	CONNECT NEW SEWER SERVICE	0.00	30%	0.00	70%	0.00	0%	100%
19	BYPASS PUMPING	0.00	30%	0.00	70%	0.00	0%	100%
20	EROSION AND WATER POLLUTIO	0.00	30%	0.00	70%	0.00	0%	100%
21	EROSION AND WATER POLLUTIO	0.00	30%	0.00	70%	0.00	0%	100%
22	AGGREGATE BASE COURSE, 3/4"	-38.12	30%	-88.94	70%	0.00	0%	100%
23	GRAVEL SURFACING, PERMANEN	-6.93	30%	-16.17	70%	0.00	0%	100%
24	AC, CLASS G, TYPE 1	-38.52	30%	-89.88	70%	0.00	0%	100%
25	PCC APPROACH PAVEMENT, 6" R	-221.40	30%	-516.60	70%	0.00	0%	100%
26	CONCRETE CURB & GUTTER, TYF	-91.80	20%	-192.78	42%	-174.42	38%	100%
27	CONCRETE SIDEWALK, 6" REINFC	-23.10	30%	-53.90	70%	0.00	0%	100%
28	TRAFFIC CONTROL	0.00	30%	0.00	70%	0.00	0%	100%
29	TRAFFIC CONTROL PLAN	0.00	30%	0.00	70%	0.00	0%	100%
		(\$584.75)		(\$1,339.21)		(\$205.19)		(\$2,129.15)