




CITY OF RAPID CITY CONSTRUCTION CHANGE ORDER #1F  
 ROBBINSDALE PARK WATER MAIN LOOP  
 W08-1748 / CIP NO. 50717  
 JULY 24, 2009  
 ORIGINAL CONTRACT AMOUNT: \$225,153.00  
 CONTRACTOR: SITE WORK SPECIALISTS, INC.

LINE ITEM	DESCRIPTION	UNIT	CURRENT CONTRACT QUANTITY	UNIT PRICE	EXTENDED PRICE	ADJUSTED QUANTITY	ADJUSTED PRICE	NET CHANGE
1	MOBILIZATION	LS	1.00	\$2,000.00	\$2,000.00	1.00	\$2,000.00	\$0.00
2	INCIDENTAL WORK	LS	1.00	\$6,000.00	\$6,000.00	1.00	\$6,000.00	\$0.00
3	TRAFFIC CONTROL PLAN	LS	1.00	\$950.00	\$950.00	1.00	\$950.00	\$0.00
4	TRAFFIC CONTROL	LS	1.00	\$2,000.00	\$2,000.00	1.00	\$2,000.00	\$0.00
5	SAWING	LF	985.00	\$3.00	\$2,955.00	1,012.00	\$3,036.00	\$81.00
6	REMOVE ASPHALT CONCRETE PAVEMENT	SY	689.00	\$5.50	\$3,789.50	536.80	\$2,952.40	(\$837.10)
7	REMOVE AND REINSTALL CONCRETE PARKING BUMPERS	EA	7.00	\$65.00	\$455.00	0.00	\$0.00	(\$455.00)
8	REMOVE CURB AND GUTTER	LF	79.00	\$4.50	\$355.50	79.00	\$355.50	\$0.00
9	REMOVE ASPHALT CURB	LF	18.00	\$4.00	\$72.00	34.00	\$136.00	\$64.00
10	REMOVE CONCRETE FILLET	SY	18.00	\$12.00	\$216.00	18.00	\$216.00	\$0.00
11	REMOVE SIDEWALK	SF	75.00	\$1.50	\$112.50	85.00	\$127.50	\$15.00
12	REMOVE CONCRETE DRAIN PAN	SY	9.00	\$13.00	\$117.00	9.00	\$117.00	\$0.00
13	REMOVE CONCRETE APPROACH PAVEMENT	SY	10.00	\$6.00	\$60.00	10.00	\$60.00	\$0.00
14	REMOVE CONCRETE PAVEMENT	SY	28.00	\$5.50	\$154.00	28.00	\$154.00	\$0.00
15	REMOVE TREE	EA	1.00	\$250.00	\$250.00	1.00	\$250.00	\$0.00
16	REMOVE AND RESET SIGN	EA	4.00	\$60.00	\$240.00	4.00	\$240.00	\$0.00
17	REMOVE AND SALVAGE FIRE HYDRANT AND AUXILIARY VALVE	EA	2.00	\$700.00	\$1,400.00	2.00	\$1,400.00	\$0.00
18	REMOVE AND REINSTALL CHAIN LINK GATE	EA	1.00	\$400.00	\$400.00	1.00	\$400.00	\$0.00
19	IMPORTED BACKFILL MATERIAL (TRENCH)	CY	150.00	\$7.50	\$1,125.00	0.00	\$0.00	(\$1,125.00)
20	TYPE 1 BEDDING MATERIAL	TON	100.00	\$19.00	\$1,900.00	0.00	\$0.00	(\$1,900.00)
21	TYPE 2 BEDDING MATERIAL	TON	100.00	\$22.00	\$2,200.00	0.00	\$0.00	(\$2,200.00)
22	CONTROLLED LOW STRENGTH BACKFILL	CY	20.00	\$105.00	\$2,100.00	0.00	\$0.00	(\$2,100.00)
23	4" PVC WATER MAIN	LF	15.00	\$26.00	\$390.00	15.00	\$390.00	\$0.00
24	6" PVC WATER MAIN	LF	140.00	\$16.00	\$2,240.00	140.00	\$2,240.00	\$0.00
25	8" PVC WATER MAIN	LF	3,222.00	\$18.50	\$59,607.00	3,222.00	\$59,607.00	\$0.00
26	1" COPPER WATER SERVICE LINE	LF	117.00	\$17.00	\$1,989.00	131.00	\$2,227.00	\$238.00
27	2" COPPER WATER SERVICE LINE	LF	14.00	\$32.00	\$448.00	8.00	\$256.00	(\$192.00)

LINE ITEM	DESCRIPTION	UNIT	CURRENT CONTRACT QUANTITY	UNIT PRICE	EXTENDED PRICE	ADJUSTED QUANTITY	ADJUSTED PRICE	NET CHANGE
28	4" GATE VALVE AND BOX	EA	1.00	\$725.00	\$725.00	1.00	\$725.00	\$0.00
29	6" GATE VALVE AND BOX	EA	1.00	\$850.00	\$850.00	1.00	\$850.00	\$0.00
30	8" GATE VALVE AND BOX	EA	11.00	\$1,100.00	\$12,100.00	11.00	\$12,100.00	\$0.00
31	6"X6"X6" TEE	EA	1.00	\$350.00	\$350.00	1.00	\$350.00	\$0.00
32	8"X8"X4" TEE	EA	1.00	\$440.00	\$440.00	1.00	\$440.00	\$0.00
33	8"X8"X6" TEE	EA	5.00	\$450.00	\$2,250.00	5.00	\$2,250.00	\$0.00
34	8"X8"X8" TEE	EA	3.00	\$500.00	\$1,500.00	3.00	\$1,500.00	\$0.00
35	8"X4" REDUCER	EA	2.00	\$300.00	\$600.00	2.00	\$600.00	\$0.00
36	8"X6" REDUCER	EA	1.00	\$300.00	\$300.00	1.00	\$300.00	\$0.00
37	6" 90 DEGREE BEND	EA	1.00	\$300.00	\$300.00	1.00	\$300.00	\$0.00
38	6" 11 1/4 DEGREE BEND	EA	1.00	\$300.00	\$300.00	1.00	\$300.00	\$0.00
39	8" 90 DEGREE BEND	EA	1.00	\$350.00	\$350.00	1.00	\$350.00	\$0.00
40	8" 45 DEGREE BEND	EA	3.00	\$350.00	\$1,050.00	4.00	\$1,400.00	\$350.00
41	8" 22 1/2 DEGREE BEND	EA	7.00	\$350.00	\$2,450.00	7.00	\$2,450.00	\$0.00
42	8" 11 1/4 DEGREE BEND	EA	7.00	\$350.00	\$2,450.00	7.00	\$2,450.00	\$0.00
43	6" HIGH DEFLECTION COUPLING	EA	1.00	\$50.00	\$50.00	1.00	\$50.00	\$0.00
44	8" HIGH DEFLECTION COUPLING	EA	5.00	\$100.00	\$500.00	5.00	\$500.00	\$0.00
45	FIRE HYDRANT AND AUXILIARY VALVE WITH BOX	EA	6.00	\$3,650.00	\$21,900.00	6.00	\$21,900.00	\$0.00
46	CONNECT TO EXISTING WATER MAIN	EA	5.00	\$350.00	\$1,750.00	5.00	\$1,750.00	\$0.00
47	CONCRETE ENCASEMENT	EA	3.00	\$600.00	\$1,800.00	3.00	\$1,800.00	\$0.00
48	CONCRETE COLLAR	EA	1.00	\$600.00	\$600.00	1.00	\$600.00	\$0.00
49	1" TAPPING SADDLE	EA	1.00	\$300.00	\$300.00	2.00	\$600.00	\$300.00
50	2" TAPPING SADDLE	EA	2.00	\$350.00	\$700.00	1.00	\$350.00	(\$350.00)
51	2" CORPORATION	EA	2.00	\$200.00	\$400.00	1.00	\$200.00	(\$200.00)
52	2" CURB STOP AND BOX	EA	2.00	\$350.00	\$700.00	1.00	\$350.00	(\$350.00)
53	WATER SERVICE RECONNECTION	EA	3.00	\$250.00	\$750.00	3.00	\$750.00	\$0.00
54	CORROSION PROTECTION	LS	1.00	\$12,900.00	\$12,900.00	1.00	\$12,900.00	\$0.00
55	CORROSION PROTECTION TEST STATION	EA	3.00	\$450.00	\$1,350.00	3.00	\$1,350.00	\$0.00
56	TRAVEL GRAVEL	TON	50.00	\$18.00	\$900.00	0.00	\$0.00	(\$900.00)
57	AGGREGATE BASE COURSE, 3/4"	TON	420.00	\$17.75	\$7,455.00	402.94	\$7,152.19	(\$302.81)
58	ASPHALT CONCRETE PATCH, CLASS G, TYPE 1	TON	213.00	\$130.00	\$27,690.00	187.59	\$24,386.70	(\$3,303.30)
59	ASPHALT CURB	LF	18.00	\$60.00	\$1,080.00	34.00	\$2,040.00	\$960.00
60	CURB AND GUTTER	LF	79.00	\$25.00	\$1,975.00	79.00	\$1,975.00	\$0.00
61	CONCRETE APPROACH PAVEMENT, 6"	SY	9.50	\$70.00	\$665.00	9.50	\$665.00	\$0.00
62	CONCRETE FILLET	SY	18.00	\$90.00	\$1,620.00	18.00	\$1,620.00	\$0.00

LINE ITEM	DESCRIPTION	UNIT	CURRENT CONTRACT QUANTITY	UNIT PRICE	EXTENDED PRICE	ADJUSTED QUANTITY	ADJUSTED PRICE	NET CHANGE
63	CONCRETE PAVEMENT, 7"	SY	28.00	\$75.00	\$2,100.00	28.00	\$2,100.00	\$0.00
64	CONCRETE SIDEWALK, 4"	SF	75.00	\$8.00	\$600.00	85.00	\$680.00	\$80.00
65	WATTLES	LF	500.00	\$3.00	\$1,500.00	459.00	\$1,377.00	(\$123.00)
66	INLET PROTECTION	EA	1.00	\$45.00	\$45.00	3.00	\$135.00	\$90.00
67	EROSION CONTROL BLANKET	SY	250.00	\$3.25	\$812.50	250.00	\$812.50	\$0.00
68	EROSION AND WATER POLLUTION CONTROL	LS	1.00	\$1,200.00	\$1,200.00	1.00	\$1,200.00	\$0.00
69	PATMORE ASH TREE, 2 1/2" CAL.	EA	1.00	\$750.00	\$750.00	1.00	\$750.00	\$0.00
70	HAUL AND PLACE COMPOST	CY	189.00	\$20.00	\$3,780.00	189.00	\$3,780.00	\$0.00
71	SEEDING, FERTILIZING AND MULCHING	SY	6,800.00	\$1.30	\$8,840.00	6,800.00	\$8,840.00	\$0.00
72	AASHTO T-180 SOIL TEST	EA	4.00	\$225.00	\$900.00	2.00	\$450.00	(\$450.00)
<b>TOTAL</b>					<b>\$225,153.00</b>		<b>\$212,542.79</b>	<b>(\$12,610.21)</b>

C.C.O. HISTORY INCREASE/(DECREASE)		PRIOR ADJUSTED CONTRACT PRICE :	\$225,153.00
CCO #1F	(\$12,610.21)	NET INCREASE/(DECREASE):	(\$12,610.21)
	\$0.00	ADJUSTED CONTRACT PRICE:	\$212,542.79
	\$0.00	CHANGE TO DATE:	(\$12,610.21)

	7/22/09
CONTRACTOR: SITE WORK SPECIALISTS, INC., PO Box 7504; Rapid City, SD 57709-7504	DATE
	7/21/09
PROJECT MANAGER: KLARE SCHROEDER	DATE
	7-21-09
CITY ENGINEER: DALE TECH	DATE
MAYOR: ALAN HANKS	DATE
FINANCE: JAMES PRESTON	DATE
CONTRACT TIME CHANGE +/-: 0	NEW CONTRACT TIME: Days

City Staff recommends approval of this Change Order #1F to Site Work Specialists, Inc. for a decrease of \$12,610.21 based on unit pricing with the following appropriation:

Initial Funding	\$225,153.00				\$225,153.00
Fund Type	Water				
Department	0933				
Line Item	4381				
Fund	0602				
CCO #1F	(\$12,610.21)				(\$12,610.21)
					\$0.00
					\$0.00
Adjusted Funding	\$212,542.79	\$0.00	\$0.00	\$0.00	\$212,542.79

CITY OF RAPID CITY CONSTRUCTION CHANGE ORDER #1F  
 ROBBINSDALE PARK WATER MAIN LOOP  
 W08-1748 / CIP NO. 50717  
 JULY 24, 2009  
 ORIGINAL CONTRACT AMOUNT: \$225,153.00.  
 CONTRACTOR: SITE WORK SPECIALISTS, INC.

ITEM	DESCRIPTION	REASON FOR CHANGE
5	SAWING	Actual quantity necessary to construct the project in accordance with the plans & specs.
6	REMOVE ASPHALT CONCRETE PAVEMENT	Removed only what was necessary to complete project.
7	REMOVE AND REINSTALL CONCRETE PARKING BUMPS	None needed to be removed.
9	REMOVE ASPHALT CURB	Needed more removed at the water tie-in point.
11	REMOVE SIDEWALK	Removed only what was necessary to complete project.
19	IMPORTED BACKFILL MATERIAL (TRENCH)	None needed.
20	TYPE 1 BEDDING MATERIAL	None needed.
21	TYPE 2 BEDDING MATERIAL	None needed.
22	CONTROLLED LOW STRENGTH BACKFILL	None needed.
26	1" COPPER WATER SERVICE LINE	One service line was indicated as 2" and was 1" instead, so replaced with 1".
27	2" COPPER WATER SERVICE LINE	One service line was indicated as 2" and was 1" instead, so replaced with 1".
40	8" 45 DEGREE BEND	Needed one more 45° bend to connect water lines.
49	1" TAPPING SADDLE	One service line was indicated as 2" and was 1" instead, so replaced with 1".
50	2" TAPPING SADDLE	One service line was indicated as 2" and was 1" instead, so replaced with 1".
51	2" CORPORATION	One service line was indicated as 2" and was 1" instead, so replaced with 1".
52	2" CURB STOP AND BOX	One service line was indicated as 2" and was 1" instead, so replaced with 1".
56	TRAVEL GRAVEL	None needed.
57	AGGREGATE BASE COURSE, 3/4"	Actual quantity necessary to construct the project in accordance with the plans & specs.
58	ASPHALT CONCRETE PATCH, CLASS G, TYPE 1	Actual quantity necessary to construct the project in accordance with the plans & specs.
59	ASPHALT CURB	Actual quantity necessary to construct the project in accordance with the plans & specs.
64	CONCRETE SIDEWALK, 4"	Actual quantity necessary to construct the project in accordance with the plans & specs.
65	WATTLES	Actual quantity necessary to construct the project in accordance with the plans & specs.
66	INLET PROTECTION	Actual quantity necessary to construct the project in accordance with the plans & specs.
72	AASHTO T-180 SOIL TEST	Actual quantity necessary to construct the project in accordance with the plans & specs.

PREPARED BY: Klare Schroeder, P.E.

DATE: July 24, 2009