

**CITY OF RAPID CITY CONSTRUCTION CHANGE ORDER #1**

**Elk Vale Road Sanitary Trunk Sewer Extension**

**PROJECT NO. SS07-1658/CIP# 50686**

**JANUARY 30,2009**

**ORIGINAL CONTRACT AMOUNT: \$1,125,220.41**


PW022409-13


**CONTRACTOR: Simon Contractors of SD, Inc.**


LINE ITEM	DESCRIPTION	UNIT	CURRENT CONTRACT QUANTITY	UNIT PRICE	EXTENDED PRICE	ADJUSTED QUANTITY	ADJUSTED PRICE	NET CHANGE
1	MOBILIZATION	LS	1.00	\$51,600.00	\$51,600.00	1.00	\$51,600.00	
2	CONSTRUCTION STAKING	LS	1.00	\$8,840.00	\$8,840.00	1.00	\$8,840.00	
3	CLEARING AND GRUBBING, 6"+ TREE	EA	18.00	\$350.00	\$6,300.00	18.00	\$6,300.00	
4	CLEARING AND GRUBBING	LS	1.00	\$4,000.00	\$4,000.00	1.00	\$4,000.00	
5	8" PVC SEWER MAIN ( 8'-10')	LF	76.00	\$21.00	\$1,596.00	76.00	\$1,596.00	
6	8" PVC SEWER MAIN (10'-12')	LF	94.00	\$22.00	\$2,068.00	99.00	\$2,178.00	\$110.00
7	8" PVC SEWER MAIN (12'-14')	LF	101.00	\$22.90	\$2,312.90	101.00	\$2,312.90	
8	8" PVC SEWER MAIN (14'-16')	LF	86.00	\$25.60	\$2,201.60	86.00	\$2,201.60	
9	10" PVC SEWER MAIN ( 0'- 6')	LF	18.00	\$23.30	\$419.40	18.00	\$419.40	
10	10" PVC SEWER MAIN ( 6'- 8')	LF	9.00	\$27.00	\$243.00	9.00	\$243.00	
11	10" PVC SEWER MAIN ( 8'-10')	LF	7.00	\$27.00	\$189.00	7.00	\$189.00	
12	10" PVC SEWER MAIN (10'-12')	LF	79.00	\$27.80	\$2,196.20	79.00	\$2,196.20	
13	10" PVC SEWER MAIN (12'-14')	LF	18.00	\$29.30	\$527.40	18.00	\$527.40	
14	12" PVC SEWER MAIN ( 0'- 6')	LF	89.00	\$26.30	\$2,340.70	89.00	\$2,340.70	
15	12" PVC SEWER MAIN ( 6'- 8')	LF	98.00	\$28.00	\$2,744.00	98.00	\$2,744.00	
16	12" PVC SEWER MAIN ( 8'-10')	LF	39.00	\$29.60	\$1,154.40	39.00	\$1,154.40	
17	15" PVC SEWER MAIN (6'-8')	LF	25.00	\$31.50	\$787.50	25.00	\$787.50	
18	15" PVC SEWER MAIN (8'-10')	LF	249.00	\$34.00	\$8,466.00	249.00	\$8,466.00	
19	15" PVC SEWER MAIN (10'-12')	LF	1,128.00	\$30.85	\$34,798.80	1,128.00	\$34,798.80	
20	15" PVC SEWER MAIN (12'-14')	LF	435.00	\$36.00	\$15,660.00	435.00	\$15,660.00	
21	15" PVC SEWER MAIN (14'-16')	LF	300.00	\$37.00	\$11,100.00	300.00	\$11,100.00	
22	15" PVC SEWER MAIN (16'-18')	LF	33.00	\$38.00	\$1,254.00	33.00	\$1,254.00	
23	18" PVC SEWER MAIN (0'-6')	LF	97.00	\$44.00	\$4,268.00	97.00	\$4,268.00	
24	27" PVC SEWER MAIN (CARRIER PIPE)	LF	113.00	\$136.00	\$15,368.00	113.00	\$15,368.00	
25	HWY 44 BORE (42" CASING)	LF	88.00	\$995.00	\$87,560.00	88.00	\$87,560.00	
26	EXTRA MANHOLE DEPTH, 48" DIA.	V FT	63.60	\$232.00	\$14,755.20	63.60	\$14,755.20	
27	EXTRA MANHOLE DEPTH, 60" DIA.	V FT	11.20	\$375.00	\$4,200.00	17.00	\$6,375.00	\$2,175.00
28	STANDARD MANHOLE, 48" DIA.	EA	12.00	\$2,500.00	\$30,000.00	12.00	\$30,000.00	
29	STANDARD MANHOLE, 60" DIA.	EA	3.00	\$4,200.00	\$12,600.00	4.00	\$16,800.00	\$4,200.00
30	STANDARD MANHOLE, 72" DIA.	EA	2.00	\$7,000.00	\$14,000.00	2.00	\$14,000.00	
31	STANDARD MANHOLE, 84" DIA.	EA	2.00	\$7,350.00	\$14,700.00	2.00	\$14,700.00	
32	8' X 8' CAST IN PLACE JUNCTION STRUCTURE	EA	1.00	\$18,000.00	\$18,000.00	1.00	\$18,000.00	
33	ENERGY DISSIPATION DROP STRUCTURE	LS	1.00	\$95,000.00	\$95,000.00	1.00	\$95,000.00	
34	CONNECTION TO EXISTING SEWER MAIN	EA	8.00	\$810.00	\$6,480.00	8.00	\$6,480.00	
35	SEWER MAIN CONCRETE ENCASEMENT	LF	87.00	\$72.80	\$6,333.60	87.00	\$6,333.60	
36	BYPASS PUMPING	LS	1.00	\$30,160.00	\$30,160.00	1.00	\$30,160.00	
37	24" SEWER CAP	EA	1.00	\$783.00	\$783.00	1.00	\$783.00	
38	WATER MAIN LOWERING	LS	1.00	\$23,000.00	\$23,000.00	1.00	\$23,000.00	
39	ROCK EXCAVATION (TRENCH)	CY	300.00	\$1.00	\$300.00	300.00	\$300.00	
40	CONTROLLED LOW STRENGTH BACKFILL	CY	200.00	\$58.25	\$11,650.00	200.00	\$11,650.00	
41	TYPE I BEDDING MATERIAL	TON	300.00	\$21.00	\$6,300.00	300.00	\$6,300.00	
42	TYPE II FOUNDATION MATERIAL	TON	300.00	\$26.00	\$7,800.00	300.00	\$7,800.00	
43	IMPORTED BACKFILL TRENCH	CY	400.00	\$23.00	\$9,200.00	400.00	\$9,200.00	


LINE ITEM	DESCRIPTION	UNIT	CURRENT CONTRACT QUANTITY	UNIT PRICE	EXTENDED PRICE	ADJUSTED QUANTITY	ADJUSTED PRICE	NET CHANGE	
44	EDGE MILL AND REMOVE ASPHALT CONCRETE	SY	3,673.00	\$1.90	\$6,978.70	3,673.00	\$6,978.70		
45	RECONSTRUCT MANHOLE INVERT	EA	1.00	\$494.00	\$494.00	1.00	\$494.00		
46	REMOVE ASPHALT CONCRETE PAVEMENT	SY	3,713.00	\$5.75	\$21,349.75	3,713.00	\$21,349.75		
47	REMOVE AND REPLACE CURB AND GUTTER	LF	30.00	\$30.00	\$900.00	30.00	\$900.00		
48	REMOVE AND RESET CHAIN LINK FENCE	LF	66.00	\$14.75	\$973.50	66.00	\$973.50		
49	REMOVE CONCRETE SIDEWALK	SF	2,141.00	\$0.85	\$1,819.85	2,141.00	\$1,819.85		
50	REMOVE CONCRETE WALL	LF	16.00	\$30.00	\$480.00	16.00	\$480.00		
51	REMOVE AND RESET RIPRAP	SY	24.00	\$35.00	\$840.00	24.00	\$840.00		
52	24" RCP	LF	36.00	\$40.00	\$1,440.00	36.00	\$1,440.00		
53	24" FLARED END SECTION	EA	2.00	\$700.00	\$1,400.00	2.00	\$1,400.00		
54	30" ARCH RCP	EA	32.00	\$85.00	\$2,720.00	32.00	\$2,720.00		
55	30" ARCH FLARED END SECTION	EA	2.00	\$950.00	\$1,900.00	2.00	\$1,900.00		
56	CLASS 2 RIPRAP	CY	122.00	\$60.00	\$7,320.00	122.00	\$7,320.00		
57	AGGREGATE BASE COURSE	TON	1,566.00	\$19.00	\$29,754.00	1,566.00	\$29,754.00		
58	ASPHALT CONCRETE, CLASS G, TYPE 1	TON	1,881.00	\$98.00	\$184,338.00	1,881.00	\$184,338.00		
59	PAVING FABRIC	SY	7,430.00	\$4.55	\$33,806.50	7,430.00	\$33,806.50		
60	CONCRETE SIDEWALK, 4"	SF	1,971.00	\$5.00	\$9,855.00	1,971.00	\$9,855.00		
61	EROSION CONTROL	LS	1.00	\$3,700.00	\$3,700.00	1.00	\$3,700.00		
62	HIGH FLOW SILT FENCE	LF	1,700.00	\$2.70	\$4,590.00	1,700.00	\$4,590.00		
63	12" STRAW WATTLE	LF	1,750.00	\$3.40	\$5,950.00	1,750.00	\$5,950.00		
64	GRAVEL-FILLED FILTER BAG	LF	100.00	\$4.20	\$420.00	100.00	\$420.00		
65	SEEDING, FERTILIZING AND MULCHING	SY	22,538.00	\$0.22	\$4,958.36	22,538.00	\$4,958.36		
66	HAULING AND PLACING COMPOST	CY	1,250.00	\$10.00	\$12,500.00	1,250.00	\$12,500.00		
67	TRAFFIC CONTROL, MISCELLANEOUS	LS	1.00	\$20,600.00	\$20,600.00	1.00	\$20,600.00		
68	TRAFFIC CONTROL PLAN	LS	1.00	\$850.00	\$850.00	1.00	\$850.00		
69	UTILITY ADJUSTMENT	LS	1.00	\$1,250.00	\$1,250.00	1.00	\$1,250.00		
70	INCIDENTAL WORK	LS	1.00	\$94,000.00	\$94,000.00	1.00	\$94,000.00		
71	SEWER SERVICE RECONNECTION	LS	1.00	\$1,352.00	\$1,352.00	1.00	\$1,352.00		
72	EXTRA MANHOLE DEPTH, 48" DIA.	V FT	10.70	\$258.00	\$2,760.60	10.70	\$2,760.60		
73	24"X24"X48" PRECAST TEE	EA	2.00	\$3,440.00	\$6,880.00	2.00	\$6,880.00		
74	24" RCP SEWER MAIN (0'-6")	LF	110.00	\$46.60	\$5,126.00	110.00	\$5,126.00		
75	24" RCP SEWER MAIN (6'-8")	LF	250.00	\$47.55	\$11,887.50	250.00	\$11,887.50		
76	24" RCP SEWER MAIN (8'-10")	LF	294.00	\$47.55	\$13,979.70	294.00	\$13,979.70		
77	24" RCP SEWER MAIN (10'-12")	LF	945.00	\$48.15	\$45,501.75	945.00	\$45,501.75		
78	24" RCP SEWER MAIN (12'-14")	LF	90.00	\$51.50	\$4,635.00	90.00	\$4,635.00		
79	24" RCP SEWER MAIN (14'-16")	LF	5.00	\$79.00	\$395.00	5.00	\$395.00		
80	24" RCP SEWER MAIN (16'-18")	LF	5.00	\$80.00	\$400.00	5.00	\$400.00		
81	24" RCP SEWER MAIN (18'-20")	LF	23.00	\$61.00	\$1,403.00	23.00	\$1,403.00		
82	24" RCP SEWER MAIN (20'-22")	LF	25.00	\$79.50	\$1,987.50	25.00	\$1,987.50		
83	24" RCP SEWER MAIN (22'-24")	LF	4.00	\$117.00	\$468.00	4.00	\$468.00		
CCO1-1	8" PVC SEWER CAP	EA	0.00	\$60.00	\$0.00	1	\$60.00	\$60.00	
CCO1-2	REMOVE AND REPLACE 8.5" PCC PAVEMENT	SY	0.00	\$239.00	\$0.00	52	\$12,428.00	\$12,428.00	
CCO1-3	DOWEL BARS	EA	0.00	\$24.00	\$0.00	32	\$768.00	\$768.00	
CCO1-4	INSERT STEEL BAR IN CONCRETE	EA	0.00	\$24.00	\$0.00	45	\$1,080.00	\$1,080.00	
CCO1-5	INCIDENTALS (ADDITIONAL TRAFFIC CONTROL)	LS	0.00	\$6,950.00	\$0.00	1	\$6,950.00	\$6,950.00	
TOTAL						\$1,125,220.41		\$1,152,991.41	\$27,771.00

C.C.O. HISTORY INCREASE/(DECREASE)		PRIOR ADJUSTED CONTRACT PRICE :	\$1,125,220.41
CCO #1	\$27,771.00	NET INCREASE/(DECREASE):	\$27,771.00
CCO #		ADJUSTED CONTRACT PRICE:	\$1,152,991.41
CCO #		CHANGE TO DATE:	\$27,771.00

  
 CONTRACTOR: SIMON CONTRACTORS OF SD, INC. PO BOX 397 RAPID CITY SD 57709 2/13/09  
DATE

  
 CONSULTANT: DAN FERBER, PRESIDENT, FERBER ENGINEERING CO. 2/10/09  
DATE

  
 CITY PROJECT MANAGER: KLARE SCHROEDER 2/16/09  
DATE

  
 CITY ENGINEER: DALE TECH 2-18-09  
DATE

MAYOR: ALAN HANKS DATE

FINANCE: JAMES PRESTON DATE

CONTRACT TIME CHANGE +/-: 0      NEW CONTRACT TIME: NO CHANGE

City Staff recommends approval of this Change Order #1 to Simon Contractors of SD, Inc for a increase of \$27,771.00 based on unit pricing with the following appropriation:

Initial Funding	\$19,994.20	\$0.00	\$1,105,226.21	\$0.00	\$1,125,220.41
Fund Type	STREETS	WATER	SAN SEWER	STM SEWER	
Fund	8910	0933	833	8911	
Department	4370	4381	4380	4371	
Line Item					
CCO#1	\$0.00	\$0.00	\$27,771.00	\$0.00	\$27,771.00
Adjusted Funding	\$19,994.20	\$0.00	\$1,132,997.21	\$0.00	\$1,152,991.41

**CITY OF RAPID CITY CONSTRUCTION CHANGE ORDER #1**

**Elk Vale Road Sanitary Trunk Sewer Extension**

**PROJECT NO. SS07-1658/CIP# 50686**

**JANUARY 30,2009**

**ORIGINAL CONTRACT AMOUNT: \$1,125,220.41**

**CONTRACTOR: SIMON CONTRACTORS of SD, INC**

ITEM	DESCRIPTION	REASON FOR CHANGE
6	8" PVC SEWER MAIN (10'-12')	ADD PER AGREEMENT WITH RAPID VALLEY SANITARY DISTRICT.
27	EXTRA MANHOLE DEPTH, 60" DIA.	ADD PER AGREEMENT WITH RAPID VALLEY SANITARY DISTRICT.
29	STANDARD MANHOLE, 60" DIA.	ADD PER AGREEMENT WITH RAPID VALLEY SANITARY DISTRICT.
CCO1-1	8" PVC SEWER CAP	ADD PER AGREEMENT WITH RAPID VALLEY SANITARY DISTRICT.
CCO1-2	REMOVE AND REPLACE 8.5" PCC PAVEMENT	ADD FOR UNFORESEEN DIFFERING SITE CONDITION.
CCO1-3	DOWEL BARS	ADD FOR UNFORESEEN DIFFERING SITE CONDITION.
CCO1-4	INSERT STEEL BAR IN CONCRETE	ADD FOR UNFORESEEN DIFFERING SITE CONDITION.
CCO1-5	INCIDENTALS (ADDITIONAL TRAFFIC CONTROL)	ADD FOR UNFORESEEN DIFFERING SITE CONDITION.

PREPARED BY: \_\_\_\_\_

DATE: \_\_\_\_\_

CONCURRENCE BY: \_\_\_\_\_

DATE: \_\_\_\_\_