


CITY OF RAPID CITY CONSTRUCTION CHANGE ORDER #1 FINAL
ALLEN AVENUE ALLEY SEWER RECONSTRUCTION
SS08-1710 / CIP NO. 50419
DECEMBER 17, 2008
ORIGINAL CONTRACT AMOUNT: \$315,411.50
CONTRACTOR: R.C.S. CONSTRUCTION, INC.


LINE ITEM	DESCRIPTION	UNIT	CURRENT CONTRACT QUANTITY	UNIT PRICE	EXTENDED PRICE	ADJUSTED QUANTITY	ADJUSTED PRICE	NET CHANGE
1	MOBILIZATION	LS	1.00	\$44,600.00	\$44,600.00	1.00	\$44,600.00	\$0.00
2	CONSTRUCTION STAKING	LS	1.00	\$4,100.00	\$4,100.00	1.00	\$4,100.00	\$0.00
3	CLEARING & GRUBBING	LS	1.00	\$4,000.00	\$4,000.00	1.00	\$4,000.00	\$0.00
4	8" PVC SEWER MAIN (0'- 6')	LF	75.00	\$35.00	\$2,625.00	83.50	\$2,922.50	\$297.50
5	8" PVC SEWER MAIN (6'- 8')	LF	304.00	\$35.00	\$10,640.00	293.50	\$10,272.50	(\$367.50)
6	8" PVC SEWER MAIN (8'-10')	LF	553.00	\$35.00	\$19,355.00	511.00	\$17,885.00	(\$1,470.00)
7	8" PVC SEWER MAIN (10'-12')	LF	101.00	\$38.00	\$3,838.00	137.00	\$5,206.00	\$1,368.00
8	8" PVC SEWER MAIN (12'-14')	LF	44.00	\$42.00	\$1,848.00	83.00	\$3,486.00	\$1,638.00
9	10" PVC SEWER MAIN (6'- 8')	LF	214.00	\$23.00	\$4,922.00	214.00	\$4,922.00	\$0.00
10	10" PVC SEWER MAIN (8'-10')	LF	87.00	\$23.00	\$2,001.00	79.50	\$1,828.50	(\$172.50)
11	10" PVC SEWER MAIN (10'-12')	LF	60.00	\$25.00	\$1,500.00	54.00	\$1,350.00	(\$150.00)
12	10" PVC SEWER MAIN (12'-14')	LF	30.00	\$28.00	\$840.00	24.50	\$686.00	(\$154.00)
13	10" PVC SEWER MAIN (14'-18')	LF	54.00	\$33.00	\$1,782.00	54.00	\$1,782.00	\$0.00
14	10" PVC SEWER MAIN (18'-22')	LF	20.00	\$38.00	\$760.00	20.00	\$760.00	\$0.00
15	4" PVC SEWER SERVICE LINE	LF	241.00	\$18.00	\$4,338.00	185.00	\$3,330.00	(\$1,008.00)
16	STANDARD MANHOLE, 48" DIA.	EA	4.00	\$3,300.00	\$13,200.00	4.00	\$13,200.00	\$0.00
17	DROP MANHOLE, 48"	EA	2.00	\$3,500.00	\$7,000.00	2.00	\$7,000.00	\$0.00
18	DROP MANHOLE, 60"	EA	1.00	\$5,000.00	\$5,000.00	1.00	\$5,000.00	\$0.00
19	EXTRA MANHOLE DEPTH, 48" DIA.	V FT	24.00	\$123.00	\$2,952.00	27.70	\$3,407.10	\$455.10
20	EXTRA MANHOLE DEPTH, 60" DIA.	V FT	2.50	\$267.00	\$667.50	2.50	\$667.50	\$0.00
21	CONNECTION TO EXISTING SEWER MAIN	1.00	7.00	\$422.00	\$2,954.00	7.00	\$2,954.00	\$0.00
22	RECONNECT SEWER SERVICE	EA	22.00	\$250.00	\$5,500.00	25.00	\$6,250.00	\$750.00
23	REMOVE MANHOLE	EA	6.00	\$370.00	\$2,220.00	6.00	\$2,220.00	\$0.00
24	REMOVE SEWER MAIN	LF	1,534.00	\$10.00	\$15,340.00	1,580.50	\$15,805.00	\$465.00
25	8" SEWER CAP	EA	2.00	\$136.00	\$272.00	2.00	\$272.00	\$0.00
26	BYPASS PUMPING	LS	1.00	\$2,560.00	\$2,560.00	1.00	\$2,560.00	\$0.00
27	SEWER MAIN CONCRETE ENCASEMENT	LF	22.00	\$44.00	\$968.00	20.00	\$880.00	(\$88.00)


LINE ITEM	DESCRIPTION	UNIT	CURRENT CONTRACT QUANTITY	UNIT PRICE	EXTENDED PRICE	ADJUSTED QUANTITY	ADJUSTED PRICE	NET CHANGE
28	8" PVC WATER MAIN	LF	352.00	\$21.00	\$7,392.00	358.00	\$7,518.00	\$126.00
29	8" X 6" REDUCER	EA	1.00	\$310.00	\$310.00	1.00	\$310.00	\$0.00
30	8" 11.25 DEGREE BEND	EA	1.00	\$345.00	\$345.00	1.00	\$345.00	\$0.00
31	CONNECT TO EXISTING WATER MAIN	EA	2.00	\$407.00	\$814.00	2.00	\$814.00	\$0.00
32	CATHODIC PROTECTION	LS	1.00	\$4,000.00	\$4,000.00	1.00	\$4,000.00	\$0.00
33	TYPE I BEDDING MATERIAL	T	100.00	\$16.00	\$1,600.00	0.00	\$0.00	(\$1,600.00)
34	TYPE II FOUNDATION MATERIAL	T	100.00	\$16.00	\$1,600.00	0.00	\$0.00	(\$1,600.00)
35	IMPORTED BACKFILL MATERIAL (TRENCH)	CY	300.00	\$10.00	\$3,000.00	0.00	\$0.00	(\$3,000.00)
36	AASHTO T-180 SOIL TEST	EA	4.00	\$182.00	\$728.00	2.00	\$364.00	(\$364.00)
37	REMOVE ASPHALT PAVEMENT	SY	1,930.00	\$2.30	\$4,439.00	1,930.00	\$4,439.00	\$0.00
38	REMOVE CONCRETE APPROACH PAVEMENT, 6" REINFORCED	SY	30.00	\$4.00	\$120.00	24.00	\$96.00	(\$24.00)
39	REMOVE CONCRETE CURB AND GUTTER	LF	65.00	\$4.00	\$260.00	121.25	\$485.00	\$225.00
40	REMOVE CONCRETE DRAIN PAN	SY	10.00	\$4.00	\$40.00	11.80	\$47.20	\$7.20
41	REMOVE CONCRETE SIDEWALK	SF	288.00	\$4.00	\$1,152.00	395.00	\$1,580.00	\$428.00
42	END OF ROADWAY MARKER	EA	3.00	\$154.00	\$462.00	3.00	\$462.00	\$0.00
43	AGGREGATE BASE COURSE	T	951.00	\$16.00	\$15,216.00	723.43	\$11,574.88	(\$3,641.12)
44	ASPHALT CONCRETE, CLASS G, TYPE 1	T	602.00	\$111.00	\$66,822.00	541.84	\$60,144.24	(\$6,677.76)
45	CONCRETE APPROACH PAVEMENT, REINFORCED, 6"	SY	42.00	\$64.00	\$2,688.00	24.00	\$1,536.00	(\$1,152.00)
46	CONCRETE DRIVEWAY PAVEMENT, REINFORCED, 6"	SY	36.00	\$64.00	\$2,304.00	36.30	\$2,323.20	\$19.20
47	CONCRETE CURB & GUTTER, TYPE B66	LF	65.00	\$14.00	\$910.00	145.75	\$2,040.50	\$1,130.50
48	CONCRETE DRAIN PAN (REINFORCED), 6"	SY	10.00	\$64.00	\$640.00	11.80	\$755.20	\$115.20
49	CONCRETE SIDEWALK, 4"	SF	50.00	\$5.00	\$250.00	310.50	\$1,552.50	\$1,302.50
50	CONCRETE SIDEWALK, 6", REINFORCED	SF	238.00	\$8.00	\$1,904.00	212.50	\$1,700.00	(\$204.00)
51	EROSION AND SEDIMENT CONTROL PLAN	EA	1.00	\$720.00	\$720.00	1.00	\$720.00	\$0.00
52	EROSION CONTROL	LS	1.00	\$1,030.00	\$1,030.00	1.00	\$1,030.00	\$0.00
53	INLET SEDIMENT CONTROL DEVICES	EA	16.00	\$153.00	\$2,448.00	5.00	\$765.00	(\$1,683.00)
54	SILT FENCE	LF	150.00	\$5.00	\$750.00	97.30	\$486.50	(\$263.50)
55	HEAVY DUTY SILT FENCE	LF	100.00	\$7.00	\$700.00	0.00	\$0.00	(\$700.00)
56	12" DIAMETER SEDIMENT CONTROL WATTLE	LF	100.00	\$5.00	\$500.00	0.00	\$0.00	(\$500.00)
57	SEEDING, FERTILIZING, MULCHING	SY	1,075.00	\$10.00	\$10,750.00	1,075.00	\$10,750.00	\$0.00
58	TRAFFIC CONTROL PLAN	LS	1.00	\$370.00	\$370.00	1.00	\$370.00	\$0.00

LINE ITEM	DESCRIPTION	UNIT	CURRENT CONTRACT QUANTITY	UNIT PRICE	EXTENDED PRICE	ADJUSTED QUANTITY	ADJUSTED PRICE	NET CHANGE
59	TRAFFIC CONTROL	LS	1.00	\$3,800.00	\$3,800.00	1.00	\$3,800.00	\$0.00
60	INCIDENTAL WORK	LS	1.00	\$11,565.00	\$11,565.00	1.00	\$11,565.00	\$0.00
	CHANGE ORDER NO. 1							
61	8" PVC SEWER MAIN (14' - 16')	LF	0.00	\$42.00	\$0.00	20.00	\$840.00	\$840.00
62	8" PVC SEWER MAIN (16' - 18')	LF	0.00	\$42.00	\$0.00	17.50	\$735.00	\$735.00
TOTAL					\$315,411.50		\$300,494.32	(\$14,917.18)

C.C.O. HISTORY INCREASE/(DECREASE)		PRIOR ADJUSTED CONTRACT PRICE :	\$315,411.50
CCO #1 FINAL	(\$14,917.18)	NET INCREASE/(DECREASE):	(\$14,917.18)
	\$0.00	ADJUSTED CONTRACT PRICE:	\$300,494.32
	\$0.00	CHANGE TO DATE:	(\$14,917.18)


1-12-09
 CONTRACTOR: R.C.S. CONSTRUCTION, INC.; PO Box 9337; Rapid City, SD 57709-9337 DATE


1/8/09
 PROJECT MANAGER: KLARE SCHROEDER DATE


1-14-09
 CITY ENGINEER: DALE TECH DATE

MAYOR: ALAN HANKS DATE

FINANCE: JAMES PRESTON DATE

CONTRACT TIME CHANGE +/-: 0 NEW CONTRACT TIME: Days

City Staff recommends approval of this Change Order #1 Final to R.C.S. Construction, Inc. for a decrease of \$14,917.18 based on unit pricing with the following appropriation:

Initial Funding	\$290,698.75	\$24,712.75		\$315,411.50
Fund Type	Sanitary Sewer	Water		
Department	0833	0933		
Line Item	4380	4381		
Fund	0604	0602		
CCO #1 FINAL	(\$14,246.95)	(\$670.23)		(\$14,917.18)
				\$0.00
				\$0.00
Adjusted Funding	\$276,451.80	\$24,042.52		\$300,494.32

CITY OF RAPID CITY CONSTRUCTION CHANGE ORDER #1 FINAL
ALLEN AVENUE ALLEY SEWER RECONSTRUCTION
SS08-1710 / CIP NO. 50419
DECEMBER 17, 2008
ORIGINAL CONTRACT AMOUNT: \$315,411.50
CONTRACTOR: R.C.S. CONSTRUCTION, INC.

LINE ITEM	DESCRIPTION	REASON FOR CHANGE
4	8" PVC SEWER MAIN (0'- 6')	Actual Quantity used to construct the project in accordance with plans and specifications.
5	8" PVC SEWER MAIN (6'- 8')	Actual Quantity used to construct the project in accordance with plans and specifications.
6	8" PVC SEWER MAIN (8'-10')	Actual Quantity used to construct the project in accordance with plans and specifications.
7	8" PVC SEWER MAIN (10'-12')	Actual Quantity used to construct the project due to change in plans grade.
8	8" PVC SEWER MAIN (12'-14')	Actual Quantity used to construct the project due to change in plans grade.
10	10" PVC SEWER MAIN (8'-10')	Actual Quantity used to construct the project due to change in plans grade.
11	10" PVC SEWER MAIN (10'-12')	Actual Quantity used to construct the project due to change in plans grade.
12	10" PVC SEWER MAIN (12'-14')	Actual Quantity used to construct the project due to change in plans grade.
15	4" PVC SEWER SERVICE LINE	Actual Quantity used to construct the project due to shorter service lines.
19	EXTRA MANHOLE DEPTH, 48" DIA.	Actual Quantity used to construct the project due to change in plans grade.
22	RECONNECT SEWER SERVICE	Actual Quantity used to construct the project in accordance with plans and specifications.
24	REMOVE SEWER MAIN	Plans grade change resulted in necessary removal and relaying pipe.
27	SEWER MAIN CONCRETE ENCASEMENT	Actual Quantity used to construct the project in accordance with plans and specifications.
28	8" PVC WATER MAIN	Actual Quantity used to construct the project in accordance with plans and specifications.
33	TYPE I BEDDING MATERIAL	None used.
34	TYPE II FOUNDATION MATERIAL	None used.
35	IMPORTED BACKFILL MATERIAL (TRENCH)	None used.
36	AASHTO T-180 SOIL TEST	Actual Quantity used to construct the project in accordance with plans and specifications.
38	REMOVE CONCRETE APPROACH PAVEMENT, 6" REINFORCED	Actual Quantity used to construct the project in accordance with plans and specifications.
39	REMOVE CONCRETE CURB AND GUTTER	Actual Quantity used to construct the project in accordance with plans and specifications.
40	REMOVE CONCRETE DRAIN PAN	Actual Quantity used to construct the project in accordance with plans and specifications.
41	REMOVE CONCRETE SIDEWALK	Actual Quantity used to construct the project in accordance with plans and specifications.
43	AGGREGATE BASE COURSE	Actual Quantity used to construct the project in accordance with plans and specifications.
44	ASPHALT CONCRETE, CLASS G, TYPE 1	Actual Quantity used to construct the project in accordance with plans and specifications.
45	CONCRETE APPROACH PAVEMENT, REINFORCED, 6"	Actual Quantity used to construct the project in accordance with plans and specifications.

LINE ITEM	DESCRIPTION	REASON FOR CHANGE
46	CONCRETE DRIVEWAY PAVEMENT, REINFORCED, 6"	Actual Quantity used to construct the project in accordance with plans and specifications.
47	CONCRETE CURB & GUTTER, TYPE B66	Actual Quantity used to construct the project in accordance with plans and specifications.
48	CONCRETE DRAIN PAN (REINFORCED), 6"	Actual Quantity used to construct the project in accordance with plans and specifications.
49	CONCRETE SIDEWALK, 4"	Actual Quantity used to construct the project in accordance with plans and specifications.
50	CONCRETE SIDEWALK, 6", REINFORCED	Actual Quantity used to construct the project in accordance with plans and specifications.
53	INLET SEDIMENT CONTROL DEVICES	Actual Quantity used to construct the project in accordance with plans and specifications.
54	SILT FENCE	Actual Quantity used to construct the project in accordance with plans and specifications.
55	HEAVY DUTY SILT FENCE	None used.
56	WATTLE	None used.
61	8" PVC SEWER MAIN (14' - 16')	Change in plans at sewer grate.
62	8" PVC SEWER MAIN (16' - 18')	Change in plans at sewer grate.

PREPARED BY: Klare Schroeder

DATE: December 17, 2008