

**CITY OF RAPID CITY CONSTRUCTION CHANGE ORDER #1 FINAL
1ST STREET AND PHILADELPHIA STREET SEWER MAIN REPLACEMENT
PROJECT NO. SS05-1443 / CIP NO. 50579**

JULY 10, 2008



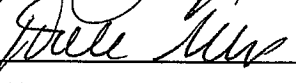
ORIGINAL CONTRACT AMOUNT: \$149,890.00

CONTRACTOR: SHOVELHEAD EXCAVATING, INC.

LINE ITEM	DESCRIPTION	UNIT	CURRENT CONTRACT QUANTITY	UNIT PRICE	EXTENDED PRICE	ADJUSTED QUANTITY	ADJUSTED PRICE	NET CHANGE
1	MOBILIZATION	LS	1.00	\$7,000.00	\$7,000.00	1.00	\$7,000.00	\$0.00
2	INCIDENTAL WORK	LS	1.00	\$9,000.00	\$9,000.00	1.00	\$9,000.00	\$0.00
3	TRAFFIC CONTROL PLAN	LS	1.00	\$250.00	\$250.00	1.00	\$250.00	\$0.00
4	TRAFFIC CONTROL	LS	1.00	\$1,250.00	\$1,250.00	1.00	\$1,250.00	\$0.00
5	SAWING	LF	1,320.00	\$2.00	\$2,640.00	1,320.00	\$2,640.00	\$0.00
6	REMOVE ASPHALT	SY	942.00	\$8.00	\$7,536.00	1,085.00	\$8,680.00	\$1,144.00
7	REMOVE CURB AND GUTTER	LF	117.00	\$5.00	\$585.00	117.00	\$585.00	\$0.00
8	REMOVE SIDEWALK	SF	1,710.00	\$1.00	\$1,710.00	1,680.00	\$1,680.00	(\$30.00)
9	REMOVE DRAINAGE PAN	SY	21.50	\$12.00	\$258.00	13.50	\$162.00	(\$96.00)
10	8" PVC SANITARY SEWER (14'-16')	LF	5.00	\$50.00	\$250.00	8.00	\$400.00	\$150.00
11	10" PVC SANITARY SEWER (8'-10')	LF	5.00	\$45.00	\$225.00	5.00	\$225.00	\$0.00
12	15" PVC SANITARY SEWER (8'-10')	LF	508.00	\$38.00	\$19,304.00	478.00	\$18,164.00	(\$1,140.00)
13	15" PVC SANITARY SEWER (10'-12')	LF	55.00	\$40.00	\$2,200.00	50.00	\$2,000.00	(\$200.00)
14	15" PVC SANITARY SEWER (12'-14')	LF	25.00	\$43.00	\$1,075.00	25.00	\$1,075.00	\$0.00
15	15" PVC SANITARY SEWER (14'-16')	LF	300.00	\$45.00	\$13,500.00	282.00	\$12,690.00	(\$810.00)
16	4" PVC SEWER SERVICE LINE	LF	30.00	\$25.00	\$750.00	30.00	\$750.00	\$0.00
17	SEWER MANHOLE (48")	EA	2.00	\$2,500.00	\$5,000.00	2.00	\$5,000.00	\$0.00
18	SEWER DROP MANHOLE (48")	EA	1.00	\$2,800.00	\$2,800.00	1.00	\$2,800.00	\$0.00
19	SEWER MANHOLE (60")	EA	1.00	\$4,500.00	\$4,500.00	1.00	\$4,500.00	\$0.00
20	SEWER MANHOLE EXTRA DEPTH (48")	VF	22.30	\$80.00	\$1,784.00	21.70	\$1,736.00	(\$48.00)
21	SEWER MANHOLE EXTRA DEPTH (60")	VF	3.40	\$200.00	\$680.00	3.40	\$680.00	\$0.00
22	WASTEWATER FLOW HANDLING	LS	1.00	\$1,000.00	\$1,000.00	1.00	\$1,000.00	\$0.00
23	CONNECTION TO EXISTING SEWER MAIN	EA	4.00	\$700.00	\$2,800.00	4.00	\$2,800.00	\$0.00
24	RECONNECT SEWER SERVICE LINE	EA	1.00	\$250.00	\$250.00	1.00	\$250.00	\$0.00
25	REMOVE MANHOLE	EA	3.00	\$700.00	\$2,100.00	3.00	\$2,100.00	\$0.00
26	ABANDON MANHOLE	EA	4.00	\$450.00	\$1,800.00	4.00	\$1,800.00	\$0.00
27	CONCRETE ENCASMENT	LF	20.00	\$35.00	\$700.00	20.00	\$700.00	\$0.00
28	IMPORTED BACKFILL MATERIAL (TRENCH)	CY	200.00	\$15.00	\$3,000.00	400.00	\$6,000.00	\$3,000.00

LINE ITEM	DESCRIPTION	UNIT	CURRENT CONTRACT QUANTITY	UNIT PRICE	EXTENDED PRICE	ADJUSTED QUANTITY	ADJUSTED PRICE	NET CHANGE
29	TYPE 1 BEDDING MATERIAL	TON	50.00	\$14.00	\$700.00	0.00	\$0.00	(\$700.00)
30	TYPE 2 FOUNDATION MATERIAL	TON	175.00	\$14.00	\$2,450.00	165.60	\$2,318.40	(\$131.60)
31	TEMPORARY GRAVEL SURFACING	TON	50.00	\$20.00	\$1,000.00	0.00	\$0.00	(\$1,000.00)
32	AGGREGATE BASE COURSE	TON	370.00	\$15.00	\$5,550.00	338.80	\$5,082.00	(\$468.00)
33	CURB AND GUTTER	LF	117.00	\$25.00	\$2,925.00	117.00	\$2,925.00	\$0.00
34	CONCRETE SIDEWALK, 4"	SF	1,710.00	\$4.00	\$6,840.00	1,680.00	\$6,720.00	(\$120.00)
35	REINFORCED CONCRETE DRAINAGE PAN, 6"	SY	21.50	\$68.00	\$1,462.00	13.50	\$918.00	(\$544.00)
36	ASPHALT CONCRETE, CLASS G, TYPE 1	TON	290.00	\$78.00	\$22,620.00	326.70	\$25,482.60	\$2,862.60
37	SILT FENCE	LF	50.00	\$5.00	\$250.00	50.00	\$250.00	\$0.00
38	INLET PROTECTION	EA	1.00	\$150.00	\$150.00	1.00	\$150.00	\$0.00
39	WATTLES/LOGS	LF	20.00	\$7.00	\$140.00	20.00	\$140.00	\$0.00
40	PERIMETER CONTROL	LF	260.00	\$4.00	\$1,040.00	260.00	\$1,040.00	\$0.00
41	EROSION AND WATER POLLUTION CONTROL	LS	1.00	\$500.00	\$500.00	1.00	\$500.00	\$0.00
42	STRIP, STOCKPILE AND PLACE TOPSOIL	CY	135.00	\$16.00	\$2,160.00	135.00	\$2,160.00	\$0.00
43	HAUL & PLACE CO-COMPOST	CY	32.00	\$15.00	\$480.00	32.00	\$480.00	\$0.00
44	SEED, FERTILIZE AND MULCH	SY	1,200.00	\$5.38	\$6,456.00	1,200.00	\$6,456.00	\$0.00
45	AASHTO T-180 SOIL TEST	EA	3.00	\$200.00	\$600.00	3.00	\$600.00	\$0.00
46	CONCRETE TEST SET	EA	2.00	\$310.00	\$620.00	2.00	\$620.00	\$0.00
47	MANHOLE #1 REPLACEMENT - CCO No. 1	LS	0.00	\$1,570.00	\$0.00	1.00	\$1,570.00	\$1,570.00
TOTAL						\$149,890.00	\$153,329.00	\$3,439.00

C.C.O. HISTORY INCREASE/(DECREASE)		PRIOR ADJUSTED CONTRACT PRICE :	\$149,890.00
CCO #1 FINAL	\$3,439.00	NET INCREASE/(DECREASE):	\$3,439.00
	\$0.00	ADJUSTED CONTRACT PRICE:	\$153,329.00
	\$0.00	CHANGE TO DATE:	\$3,439.00

	DATE	7-21-08
CONTRACTOR: SHOVELHEAD EXCAVATING, INC.; PO Box 9306; Rapid City, SD 57709-9306	DATE	7/18/08
	DATE	
CITY PROJECT MANAGER: KLARE SCHROEDER	DATE	
	DATE	7-21-08
CITY ENGINEER: DALE TECH	DATE	
MAYOR: ALAN HANKS	DATE	
FINANCE: JAMES PRESTON	DATE	
CONTRACT TIME CHANGE +/-: +5 Days	NEW CONTRACT TIME:	July 7, 2008

City Staff recommends approval of this Change Order #1 to Shovelhead Excavating, Inc. for an increase of \$3,439.00 based on nit pricing with the following appropriation:

Initial Funding	\$149,890.00	\$149,890.00
Fund Type	Sanitary Sewer	
Department	0833	
Line Item	4380	
Fund	0604	
CCO #1 FINAL	\$3,439.00	\$3,439.00
		\$0.00
		\$0.00
Adjusted Funding	\$153,329.00	\$153,329.00

**CITY OF RAPID CITY CONSTRUCTION CHANGE ORDER #1 FINAL
1ST STREET AND PHILADELPHIA STREET SEWER MAIN REPLACEMENT
PROJECT NO. SS05-1443 / CIP NO. 50579**

JULY 10, 2008

**ORIGINAL CONTRACT AMOUNT: \$149,890.00
CONTRACTOR: SHOVELHEAD EXCAVATING, INC.**

LINE ITEM	DESCRIPTION	REASON FOR CHANGE
6	REMOVE ASPHALT	Additional asphalt removal necessary due to unstable subgrade cave-ins.
8	REMOVE SIDEWALK	Less sidewalk removal necessary than estimated.
9	REMOVE DRAINAGE PAN	Less drainage removal necessary than estimated.
10	8" PVC SANITARY SEWER (14'-16')	Actual quantity necessary to construct project in accordance with plans and specifications.
12	15" PVC SANITARY SEWER (8'-10')	Actual quantity necessary to construct project in accordance with plans and specifications.
13	15" PVC SANITARY SEWER (10'-12')	Actual quantity necessary to construct project in accordance with plans and specifications.
15	15" PVC SANITARY SEWER (14'-16')	Actual quantity necessary to construct project in accordance with plans and specifications.
20	SEWER MANHOLE EXTRA DEPTH (48")	Actual quantity necessary to construct project in accordance with plans and specifications.
28	IMPORTED BACKFILL MATERIAL (TRENCH)	Additional unacceptable / unstable subgrade soils required replacement.
29	TYPE 1 BEDDING MATERIAL	Actual quantity necessary to construct project in accordance with plans and specifications.
30	TYPE 2 FOUNDATION MATERIAL	Actual quantity necessary to construct project in accordance with plans and specifications.
31	TEMPORARY GRAVEL SURFACING	None used. Not necessary.
32	AGGREGATE BASE COURSE	Actual quantity necessary to construct project in accordance with plans and specifications.
34	CONCRETE SIDEWALK, 4"	Actual quantity necessary to construct project in accordance with plans and specifications.
35	REINFORCED CONCRETE DRAINAGE PAN, 6"	Actual quantity necessary to construct project in accordance with plans and specifications.
36	ASPHALT CONCRETE, CLASS G, TYPE 1	Additional asphalt removal necessary due to unstable subgrade cave-ins.
47	MANHOLE #1 REPLACEMENT	It was necessary to replace Manhole due to elevation errors.

PREPARED BY: Klare Schroeder

DATE: June 30, 2008