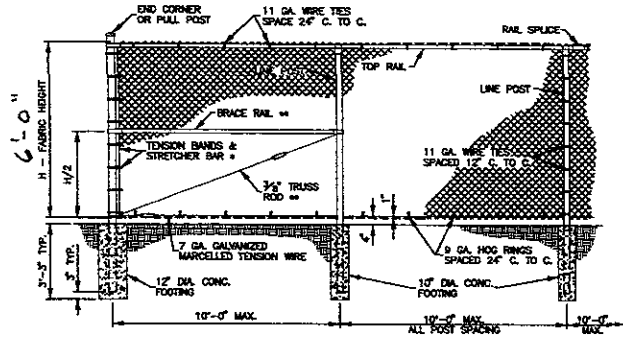


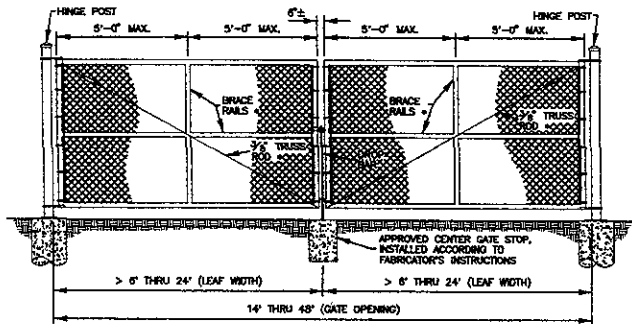
ALL FENCING, POST AND ACCESSORIES TO BE COLOR COATED WITH PVC PER SPECIFICATIONS.



- \* TENSION BANDS SHALL BE SPACED 12\"/>
- \*\* ARE NOT REQUIRED FOR 3\"/>

COMPONENT	END CORNER & PULL POST	LINE POST	TOP & BRACE RAIL	
TYPE OF FABRICATION	ROUND PIPE ROLLFORM	1/2\"/> <th>ROUND PIPE ROLLFORM</th> <th>WELL FORMED STEEL</th>	ROUND PIPE ROLLFORM	WELL FORMED STEEL
SIZE	3.00\"/> <td>2.80\"/&gt; <td>2.25\"/&gt; <td>1.80\"/&gt; </td></td></td>	2.80\"/> <td>2.25\"/&gt; <td>1.80\"/&gt; </td></td>	2.25\"/> <td>1.80\"/&gt; </td>	1.80\"/>
HEIGHT (UL. 7 FT.)	5.78\"/> <td>3.16\"/&gt; <td>2.27\"/&gt; <td>1.64\"/&gt; </td></td></td>	3.16\"/> <td>2.27\"/&gt; <td>1.64\"/&gt; </td></td>	2.27\"/> <td>1.64\"/&gt; </td>	1.64\"/>

1 CHAIN LINK FENCE WITH RAILED TOP



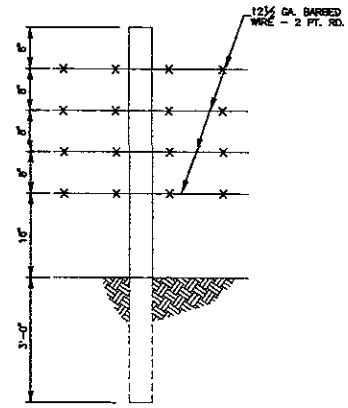
- \* ARE NOT REQUIRED FOR GATES 3\"/>
- \*\* TENSION BANDS SHALL BE SPACED 12\"/>
- 1 LEAF WIDTH FOR DOUBLE VEHICULAR GATE
- 2 SHALL CONCIDE WITH FENCE HEIGHT

DOUBLE VEHICULAR GATE

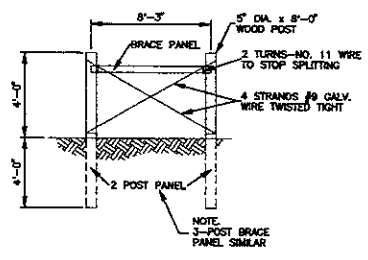
GATE OPENING WIDTH 1	FRAME PIPE ROLLFORM	BRACE WIRE - PIPE ROLLFORM
3\"/> <td>1.50\"/&gt; <td>1.50\"/&gt; </td></td>	1.50\"/> <td>1.50\"/&gt; </td>	1.50\"/>
>4\"/> <td>1.80\"/&gt; <td>1.80\"/&gt; </td></td>	1.80\"/> <td>1.80\"/&gt; </td>	1.80\"/>
>5\"/> <td>1.90\"/&gt; <td>1.90\"/&gt; </td></td>	1.90\"/> <td>1.90\"/&gt; </td>	1.90\"/>

GATE OPENING WIDTH 1	HINGE POST	CONCRETE FOOTING		
	ROUND PIPE ROLLFORM	ROLL FORMED STEEL	DEPTH	DIAMETER
3\"/> <td>3.00\"/&gt; <td>3\"/&gt; <td>12\"/&gt; </td></td></td>	3.00\"/> <td>3\"/&gt; <td>12\"/&gt; </td></td>	3\"/> <td>12\"/&gt; </td>	12\"/>	
>4\"/> <td>4.00\"/&gt; <td>4\"/&gt; <td>12\"/&gt; </td></td></td>	4.00\"/> <td>4\"/&gt; <td>12\"/&gt; </td></td>	4\"/> <td>12\"/&gt; </td>	12\"/>	
>5\"/> <td>6.00\"/&gt; <td>4\"/&gt; <td>18\"/&gt; </td></td></td>	6.00\"/> <td>4\"/&gt; <td>18\"/&gt; </td></td>	4\"/> <td>18\"/&gt; </td>	18\"/>	
>14\"/> <td>8.00\"/&gt; <td>4\"/&gt; <td>24\"/&gt; </td></td></td>	8.00\"/> <td>4\"/&gt; <td>24\"/&gt; </td></td>	4\"/> <td>24\"/&gt; </td>	24\"/>	

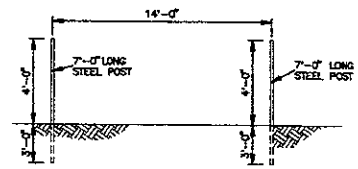
2 GATES FOR CHAIN LINK FENCE



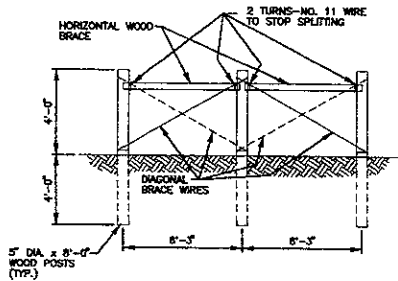
4 - WIRE (BARBED)



ELEVATION VIEW OF 2 POST PANEL



POST INSTALLATION



ELEVATION VIEW OF 3 POST PANEL

3 BARBED WIRE FENCE NO SCALE

RECEIVED

AUG 15 2005

Rapid City Growth Management Department

PRELIMINARY DRAWING

This document is issued as a preliminary document for review purposes. It is not a certified drawing and is not intended to be used for construction purposes.



Project No. 1830 West Fulton Street  
Rapid City, SD 57702  
Phone (605) 341-7888  
celtec@earthlink.net



Scale	1/2" = 1'-0"
Designed by	RF
Drawn by	RF
Check Date	Print Date
Project No.	04128 CD
Checked by	RF
Date	

COUNTRY ROAD REGIONAL LIFT STATION

SITE DETAILS