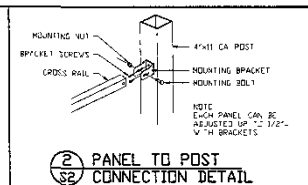
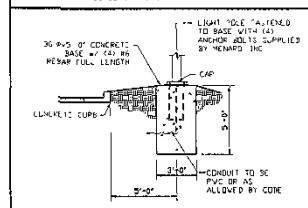


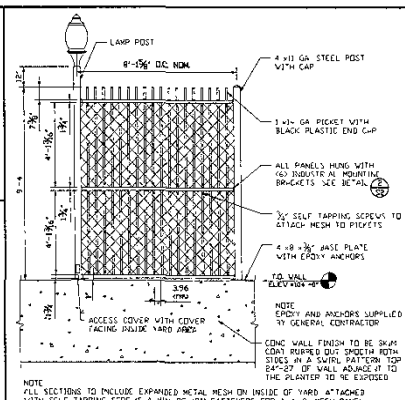
OUTLOT
1.095.6+ SQ FT
25.17+ ACRES



2 PANEL TO POST CONNECTION DETAIL
SCALE 1" = 1'-0"



4 LIGHT POLE DETAILS
SCALE 1/4" = 1'-0"



3 RAIL PANEL DETAIL
SCALE 3/8" = 1'-0"

RECEIVED
OCT 19 2004
Rapid City Growth
Management Department

- ELECTRICAL REQUIREMENTS**
1. MENARD INC TO SUPPLY ALL LIGHTING FIXTURES AND POLES
 2. CONTRACTOR TO SUPPLY NECESSARY PHOTOCELLS IN ALL AREAS (APPROVED BY MENARD INC)
 3. ALL EXTERIOR UNDERGROUND WIRING SHALL BE IN PVC CONDUIT OR AS ALLOWED BY CODE OR AS NOTED
 4. ALL CONDUIT TO BE BURIED A MINIMUM OF 24\"/>
 - 5. SEE SPECIFICATIONS FOR ADDITIONAL ELECTRICAL REQUIREMENTS
 - 6. ELECTRICAL CONTRACTOR TO SUPPLY AND INSTALL (1) #6 GROUND WIRE CONNECTED TO THE POWER MULTI GROUNDERS NEARBY TO GROUND THE BUILDING FACILITY TO 25P UTILITIES SPECIFICATIONS
 - 7. CONTRACTOR NOT TO LAY ELECTRICAL CONDUIT OVER A UTILITY LINE (E.G. STORM WATER DRAINAGE) TO BE A MINIMUM OF 8\"/>
 - 8. CONTRACTOR TO RUN WIRES SUPPLY AND TERMINATE CONTACTS AND ZONE EXPANSION AND PANELS AS NEEDED
 - 9. ALL WAREHOUSE ROOFER MAIN DOORS ALL GATES SPRINKLER SYSTEM FLOWERS FLOWERS LOW AND LOW TEMPERATURE SENSORS TIED INTO EXISTING STORE SECURITY SYSTEM AND MAKE FULLY OPERATIONAL
 - 10. SECURITY FOR THIS SECURITY CONTRACTOR TO SUPPLY AND INSTALL SECURITY CONTACTS FOR ALL GATES AND DOORS AND WIRE UP TO THE STORES SECURITY PANEL FOR A COMPLETE OPERATIONAL SYSTEM
 - 11. ELECTRICAL AND SECURITY CONTACTS FOR THE NEW GARDEN CENTER SHIPPING AREA IS TO BE RUN AT THE STORE LEVEL AND NOTED TO THE EXISTING ELECTRICAL ROOM AND CONDUITS NEED TO BE PAINTED WHITE IN THE EXISTING ROOM TO BE AS NOTED
 - 12. WIRING OF LIGHTING TO 25.07 VOLT (250 VOLT PHOTOCELL QTY'S) WITH CENTRAL CONTROL
 - 13. ALL EXISTING LIGHTING NOTED ON 20. POLES (400 VOLT MAX) CONTRACTOR TO REMOVE AND RELOCATE TO MATCH EXISTING (400V MAX) EXISTING LIGHTING TO BE RELOCATED TO MATCH EXISTING (400V MAX) EXISTING LIGHTING TO BE RELOCATED TO MATCH EXISTING (400V MAX) EXISTING LIGHTING TO BE RELOCATED TO MATCH EXISTING (400V MAX)
 - 14. CONTRACTOR TO RELOCATE ACCESS POINT (WIFI) ANTENNAS AND SPECTRA LINK (WIFI) ANTENNAS FOR A COMPLETE OPERATION OF THE WIRELESS HAND SERVICES AT THE GARDEN SPACE AND WIRELESS PHONE SYSTEM RESPECTIVELY

- GENERAL NOTES**
1. ALL STRUCTURES ARE TO FACE OF CURB OR CENTER OF PAINT STRIPE
 2. CONTRACTOR TO FILL ALL UTILITY TRENCHES TO SUB GRADE WITH CLEAN SLOPE AS GAS PHONE ELECT ETC
 3. CONTRACTOR WILL BE RESPONSIBLE FOR SOIL SETTLEMENT DUE TO UNDERGROUND CONNECTION
 4. TEMPORARY CHAIN LINK FENCE PANELS 8\"/>
 - 5. ALL UTILITIES TO BE LOCATED BY CONTRACTOR. CONTRACTOR TO BE RESPONSIBLE FOR ALL UTILITIES TO BE LOCATED BY CONTRACTOR. CONTRACTOR TO BE RESPONSIBLE FOR ALL UTILITIES TO BE LOCATED BY CONTRACTOR. CONTRACTOR TO BE RESPONSIBLE FOR ALL UTILITIES TO BE LOCATED BY CONTRACTOR.
 - 6. CONTRACTOR WILL SUPPLY, INSTALL, AND MAINTAIN ALL SECURITY AND SPRINKLER MONITORING EQUIPMENT UP TO AUTHORIZATION TO BE PROVIDED THROUGH CONTRACTOR.
 - 7. CONTRACTOR WILL BE RESPONSIBLE FOR ALL SECURITY AND SPRINKLER MONITORING EQUIPMENT UP TO AUTHORIZATION TO BE PROVIDED THROUGH CONTRACTOR.
 - 8. CONTRACTOR WILL BE RESPONSIBLE FOR ALL SECURITY AND SPRINKLER MONITORING EQUIPMENT UP TO AUTHORIZATION TO BE PROVIDED THROUGH CONTRACTOR.
 - 9. CONTRACTOR WILL BE RESPONSIBLE FOR ALL SECURITY AND SPRINKLER MONITORING EQUIPMENT UP TO AUTHORIZATION TO BE PROVIDED THROUGH CONTRACTOR.
 - 10. TO BE AS NOTED BY MENARD INC.
 - 11. CONTRACTOR SHALL OBTAIN ALL NECESSARY APPROVALS FROM MENARD INC. BEFORE ANY WORK BEGINS.
 - 12. ALL MATERIALS MUST COMPLY WITH STATE, LOCAL, AND CITY CODES.
 - 13. ALL MATERIALS MUST COMPLY WITH STATE, LOCAL, AND CITY CODES.
 - 14. CONTRACTOR SHALL BE RESPONSIBLE FOR OBTAINING ALL NECESSARY APPROVALS FROM MENARD INC. BEFORE ANY WORK BEGINS.
 - 15. CONTRACTOR SHALL BE RESPONSIBLE FOR OBTAINING ALL NECESSARY APPROVALS FROM MENARD INC. BEFORE ANY WORK BEGINS.
 - 16. CONTRACTOR SHALL BE RESPONSIBLE FOR OBTAINING ALL NECESSARY APPROVALS FROM MENARD INC. BEFORE ANY WORK BEGINS.

LEGEND

- E — EXISTING 200V MISC. COVERS WOOD WARD L.W. C.F. REMOVE AND SALVAGE FOR MENARD INC.
- 7 NEW 8\"/>
- ⊗ 2 NEW 200V MISC. PUMPING LOT LIGHTING ON 25.07 VOLT (250V) SYSTEM
- 1 EXISTING 200V MISC. WALKER MOUNTED TO BE RELOCATED FOR MENARD INC.
- 1 RELOCATED 200V MISC. WALKER MOUNTED TO BE RELOCATED FOR MENARD INC.
- 6 NEW 200 VOLT 8\"/>

| | | | |
|-------------------------|----------|---------------|----------------------|
| MENARD INC | | PROJECT TITLE | RAPID CITY, SD |
| STORE DESIGN DEPARTMENT | | SHEET TITLE | UTILITY & ELECTRICAL |
| CAD CLAUDE WISCONSIN | | SCALE | AS SHOWN BY SITE |
| DATE 11/24/04 | | DATE | 10/26/2004 |
| DESIGNER | 11/24/04 | DATE | 10/26/2004 |
| NO DATE | 11/24/04 | DATE | 10/26/2004 |
| NO DATE | 11/24/04 | DATE | 10/26/2004 |
| NO DATE | 11/24/04 | DATE | 10/26/2004 |
| NO DATE | 11/24/04 | DATE | 10/26/2004 |

1 UTILITY & ELECTRICAL SITE PLAN

82.7235 SQ FT
1.902 ACRES

