






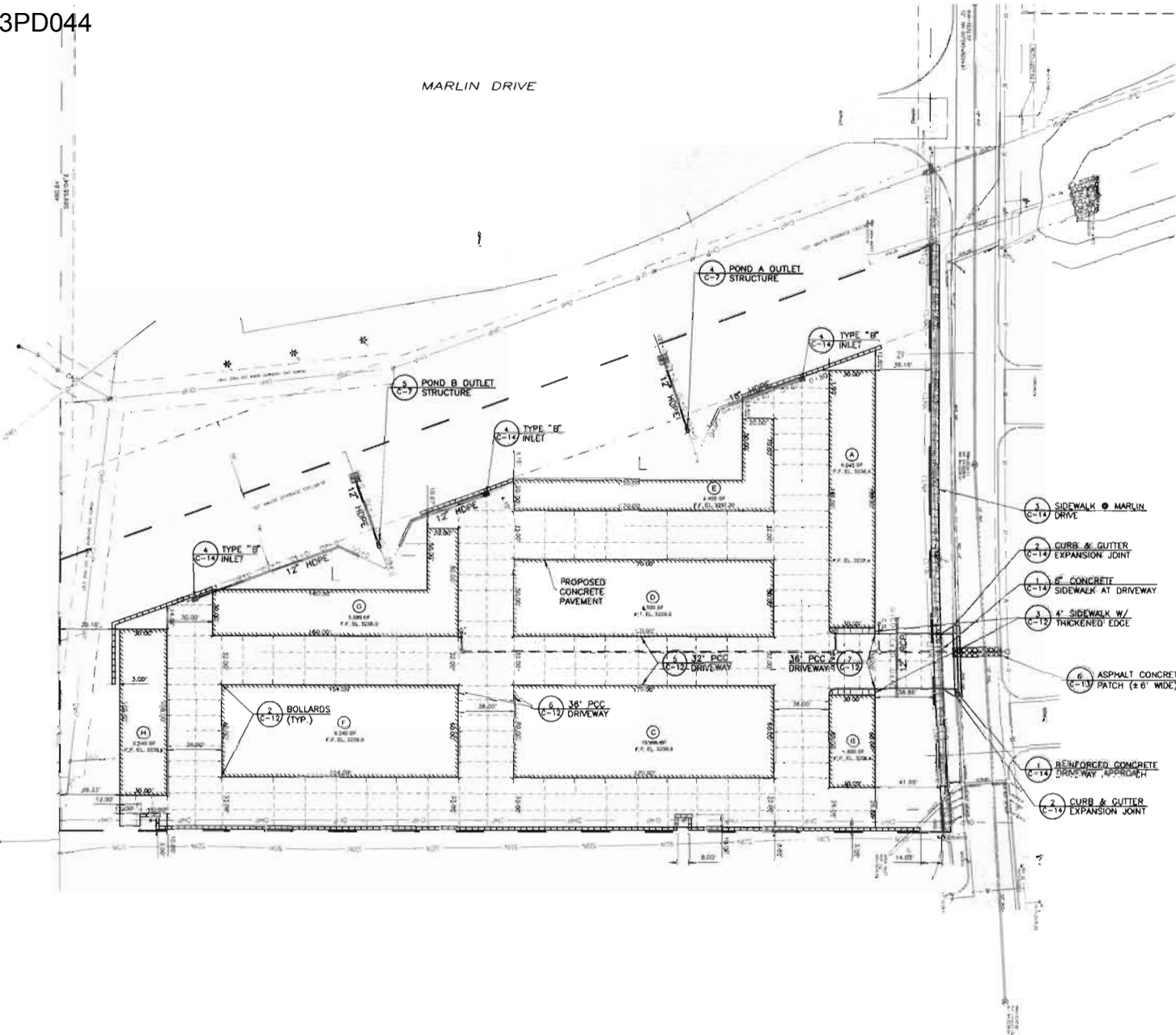
MARLIN DRIVE

**LEGEND**

-  EXISTING AC PAVEMENT
-  PROPOSED PCC CONCRETE PAVEMENT (9" OR 6" PER DETAILS)
-  PROPOSED PORTLAND CEMENT CONCRETE SIDEWALK, 4"
-  MINI-STORAGE BUILDING
-  PROPOSED SEGMENTAL RETAINING WALL

**BUILDING AREA:**

MINI-STORAGE UNITS (A) THRU (H) = 48,220 SF.  
 TOTAL BUILDINGS = 48,220 SF.  
 TOTAL PCC PAVEMENT = 54,213 SF.  
 TOTAL SIDEWALK = 2,148 SF.



RECEIVED

OCT 25 2013

RAPID CITY COMMUNITY PLANNING & DEVELOPMENT SERVICES



1550 Centerville Drive  
 Rapid City, SD 57702  
 Phone: (605) 341-7860  
 Fax: (605) 341-7864  
 www.cetecinc.com



DATE	BY	CHK	DESCRIPTION
10/25/13			

DATE	BY	CHK	DESCRIPTION
10/25/13			

SHEET DESCRIPTION

RCS STORAGE NO. 2 AT MARLIN PARK  
 PLANNED INDUSTRIAL DEVELOPMENT  
 RAPID CITY, SOUTH DAKOTA