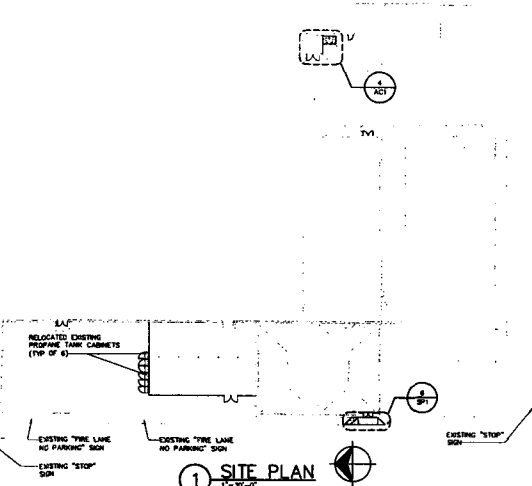
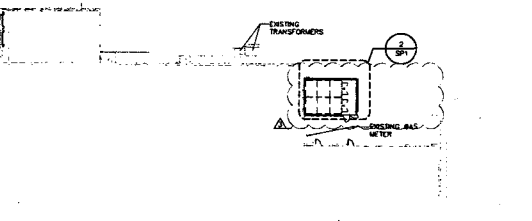
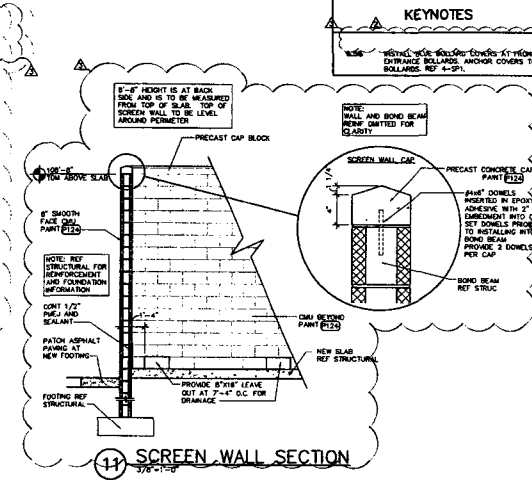


- SHEET NOTES**
- POWER WASH SIDEWALK AROUND THE ENTIRE PERIMETER OF BUILDING.
 - REMOVE SEALANT AND BACKER MATERIAL FROM ALL SIDEWALK JOINTS, INCLUDING JOINT BETWEEN DRIVE AND SIDEWALK. REPAIR JOINTS WITH POLYURETHANE SEALANT, REPAIR JOINTS WITH POLYURETHANE SEALANT.
 - REPAIR ALL DAMAGED, MISSING, OR FADED SITE SIGNS WITHIN CLOSE PROXIMITY TO STRUCTURE TO 7'-0" ABOVE GRADE. REF 3-SPI.
 - REMOVE EXISTING SIDEWALK AND THE LANE CURB.
 - REMOVE EXISTING SIDEWALK AND THE LANE CURB.
 - RAISE ALL SITE SIGNS WITHIN CLOSE PROXIMITY TO STRUCTURE TO 7'-0" ABOVE GRADE. REF 3-SPI.
 - REMOVE ALL DAMAGED, MISSING, OR FADED SITE SIGNS WITHIN CLOSE PROXIMITY TO STRUCTURE. INSTALL ALL SITE SIGNS AT BALDING SIDE OF DRIVE LANE IN BOLLARDS. REF 3-SPI.
 - REMOVE EXISTING SIDEWALK AND SIDEWALK FROM PARALLEL LOT. PAINT OVER SIGNAGE PRIOR TO DEMOLITION.
 - ASSEMBLE AND INSTALL WALL-MOUNT FURNISHED CURB BOLLARDS. LOCATE IN FRONT LOT PER CONSTRUCTION MANAGER. DO NOT ANCHOR.
 - PAINT EXISTING DRAMA/ETC METAL FENCING PER. AT DOOR LEVELERS, GREASE ALL ZERKS, REPLACE BRUSH WEARHEADS, REPLACE THE GUARDS, REPLACE CHAINS AND THROUNDER LENGTHEN PIT. REMOVE PIT.
 - REPLACE ALL DOCK SEALS.
 - REMOVE DOCK SEALS.
 - REMOVE SEALANT AND BACKER MATERIAL FROM ALL BUILDING JOINTS AND EXPANSION JOINTS. FILL AND SEAL JOINTS. REF SPEC 07000.



RECEIVED

JUL 12 2012


RAPID CITY COMMUNITY PLANNING
& DEVELOPMENT SERVICES

DATE: 06/28/12
DRAWN BY: JLP
CHECKED BY: JLP
APPROVED BY: JLP

EXPLANATION FOR BLOCK

▲	06/20/12	PPP
▲	06/26/12	PPP
▲	07/11/12	ADD P

CONSULTANTS



DESIGNED BY:	JLP
DRAWN BY:	NO
PROJ. NO.:	208 SC EXP
PROJ. CYCLE:	03/30/12
DOCUMENT DATE:	06/08/12



SITE PLAN AND DETAILS

SHEET: **SP1**