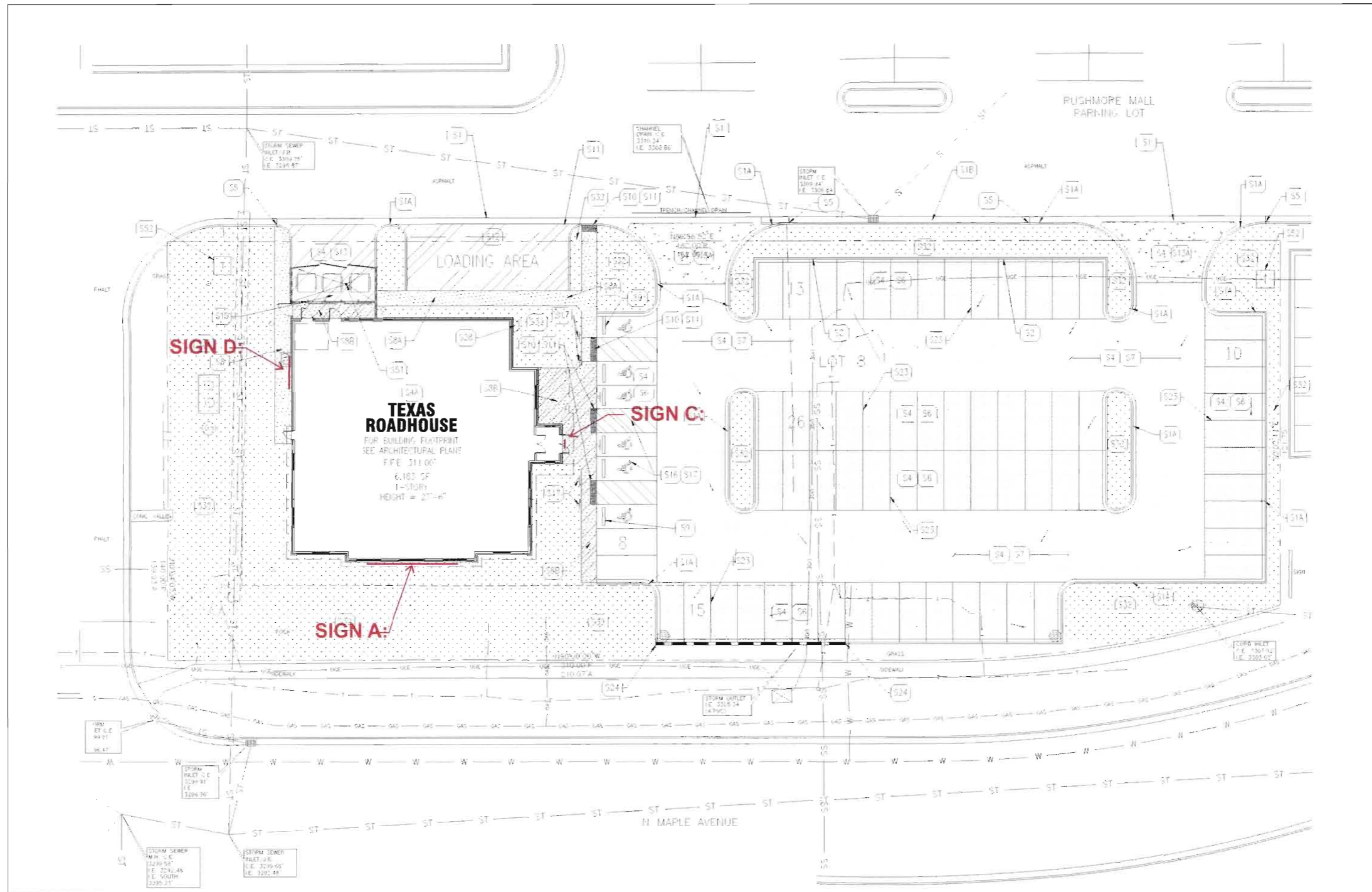


RECEIVED

JAN 14 2011

Rapid City Growth Management Department



SIGN PLACEMENTS



www.FederalHeath.com

160 W. Carmel Drive, Suite 236 Carmel, IN 46032 (317) 581-7790 Fax (317) 581-7783

Manufacturing Facilities:  
 Oceanside - Euless - Jacksonville - Columbus

Office Locations:  
 Oceanside - Las Vegas - Laughlin - Idaho Falls  
 Euless - Jacksonville - Houston - San Antonio  
 Corpus Christi - Grafton - Milwaukee  
 Willowbrook - Louisville - Indianapolis - Columbus  
 Cincinnati - Westerville - Knoxville - Tunica  
 Atlanta - Tampa - Daytona Beach - Winter Park

Building Quality Signage Since 1901

Revisions:


Colors Depicted In This Rendering May Not Match Actual Finished Materials. Refer To Product Samples For Exact Color Match

Client Approval/Date:

Landlord Approval/Date:

Account Rep: Randy Cearlock

Project Manager: S. Maeser

Drawn By: S. Maeser



Project / Location:



RUSHMORE MALL  
N. MAPLE AVE. & DISK DR.  
RAPID CITY, SD 57001

Job Number: 23-02640-10

Date: JANUARY 4, 2011

Sheet Number: 1 Of 6

Design Number:

This original drawing is provided as part of a planned project and is not to be exhibited, copied or reproduced without the written permission of Federal Heath Sign Company, LLC or its authorized agent.



**FRONT ELEVATION**

SCALE : 3/32" = 1'-0"



**RIGHT ELEVATION**

SCALE : 3/32" = 1'-0"



**FEDERAL HEATH**  
SIGN COMPANY  
www.FederalHeath.com

160 W. Carmel Drive, Suite 236 Carmel, IN 46032  
(317) 581-7790 Fax (317) 581-7783

Manufacturing Facilities:  
Oceanside - Euless - Jacksonville - Columbus  
Office Locations:  
Oceanside - Las Vegas - Laughlin - Idaho Falls  
Euless - Jacksonville - Houston - San Antonio  
Corpus Christi - Grafton - Milwaukee  
Willowbrook - Louisville - Indianapolis - Columbus  
Cincinnati - Westerville - Knoxville - Tunica  
Atlanta - Tampa - Daytona Beach - Winter Park

Building Quality Signage Since 1901

Revisions:


Colors Depicted In This Rendering May Not Match Actual Finished Materials. Refer To Product Samples For Exact Color Match

Client Approval/Date: \_\_\_\_\_

Landlord Approval/Date: \_\_\_\_\_

Account Rep: **Randy Cearlock**

Project Manager: **S. Maeser**

Drawn By: **S. Maeser**



Project / Location:

**TEXAS roadhouse**  
**RUSHMORE MALL**  
**N. MAPLE AVE. & DISK DR.**  
**RAPID CITY, SD 57001**

Job Number: **23-02640-10**

Date: **JANUARY 4, 2011**

Sheet Number: **2** Of **6**

Design Number:

This original drawing is provided as part of a planned project and is not to be exhibited, copied or reproduced without the written permission of Federal Heath Sign Company, LLC or its authorized agent.



**LEFT ELEVATION**

SCALE : 3/32" = 1'-0"



**REAR ELEVATION**

SCALE : 3/32" = 1'-0"

**FEDERAL HEATH**  
SIGN COMPANY  
www.FederalHeath.com  
160 W. Carmel Drive, Suite 236 Carmel, IN 46032  
(317) 581-7790 Fax (317) 581-7783

Manufacturing Facilities:  
Oceanside - Euless - Jacksonville - Columbus  
Office Locations:  
Oceanside - Las Vegas - Laughlin - Idaho Falls  
Euless - Jacksonville - Houston - San Antonio  
Corpus Christi - Grafton - Milwaukee  
Willowbrook - Louisville - Indianapolis - Columbus  
Cincinnati - Westerville - Knoxville - Tunica  
Atlanta - Tampa - Daytona Beach - Winter Park  
**Building Quality Signage Since 1901**


Revisions:  
\_\_\_\_\_  
\_\_\_\_\_  
\_\_\_\_\_  
Colors Depicted In This Rendering May Not Match Actual Finished Materials. Refer To Product Samples For Exact Color Match  
Client Approval/Date: \_\_\_\_\_  
Landlord Approval/Date: \_\_\_\_\_

Account Rep: **Randy Cearlock**  
Project Manager: **S. Maeser**  
Drawn By: **S. Maeser**  
UL Underwriters Laboratories Inc. n.e.c. ELECTRICAL TO USE U.L.-48 LISTED COMPONENTS AND SHALL MEET ALL N.E.C. STANDARDS

Project / Location:  
**TEXAS roadhouse**  
**RUSHMORE MALL  
N. MAPLE AVE. & DISK DR.  
RAPID CITY, SD 57001**

Job Number: **23-02640-10**  
Date: **JANUARY 4, 2011**  
Sheet Number: **3** Of **6**  
Design Number:

This original drawing is provided as part of a planned project and is not to be exhibited, copied or reproduced without the written permission of Federal Heath Sign Company, LLC or its authorized agent.



**SIGN TYPE A Individual Lighted Channel Letters- One (1) Set Req'd.**

**SCOPE OF WORK:**

Manufacture and install channel letters having remote power supplies located in accessible area behind wall.

SCALE : 3/8" = 1'-0"

**INSTALLER IS RESPONSIBLE FOR:**

PROVIDING AND INSTALLING ALL COMPONENTS REQUIRED TO RUN SECONDARY WIRING (CONNECTORS, GTO CONDUIT, ETC.) TO BE DETERMINED BY LOCAL CODE AND SITE CONDITIONS.  
 PROVIDING ALL NEEDED INSTALLATION HARDWARE AS DETERMINED BY LOCAL CODE AND SITE CONDITIONS.

**ELECTRICAL REQUIREMENTS**

Total: 6 Amps

(1) 120V 20A Circuit Required.

ALL BRANCH CIRCUITS SHALL BE DEDICATED TO SIGNS (INCLUDING GROUND AND NEUTRAL) AND SHALL NOT BE SHARED WITH OTHER LOADS.

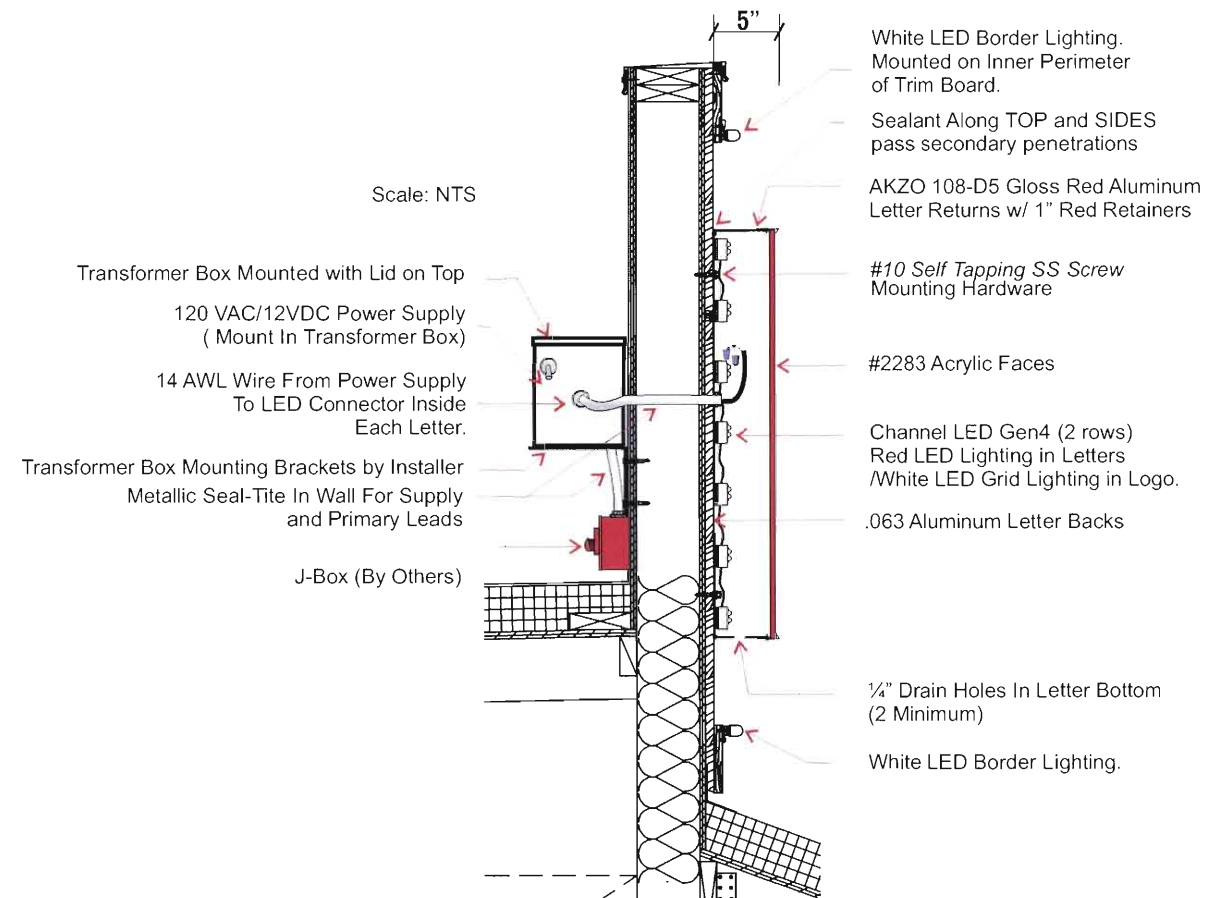
**MATERIAL FINISH COLORS**

AKZO 108-D5 Gloss Red	#2283 Red Acrylic	Red	#7328 White Acrylic "Hat & State"	AKZO Gloss White	2500-76 Holly Green Vinyl Applied to White Acrylic Face Leaving White Outline.	Match PMS-122	2500-15 Yellow Vinyl Applied to White Acrylic.	2500-22 Black Vinyl Applied to Yellow Vinyl Leaving "Hat" Detail.
Letter Returns	Letter Face	Letter Trim Cap	Logo: Face	Logo: "State" Return & Retainer.	Logo: "State"	Logo: "Hat" Return & Retainer	Logo: "Hat"	Logo: "Hat"

**CUSTOMER TO PROVIDE:**

ALL BRANCH (PRIMARY ELECTRICAL SERVICE) CIRCUITS & FINAL CONNECTION TO EACH SIGN (WITHIN 5 FT.) TO BE BY CERTIFIED ELECTRICIAN:  
 A. All branch circuits for signs must be totally dedicated to signs (including dedicated ground and dedicated neutral per circuit).  
 B. Sign circuits must not be shared with other loads such as lighting, air conditioning, and other equipment.  
 C. Properly sized ground wire that can be traced back to the breaker panel must be provided.  
 D. Number and size of circuits for each sign to meet Federal Health Signs requirement.  
 Any deviation from the above recommendations may result in:  
 1. Damage to or improper operation of the sign(s).  
 2. Delays and additional costs.

**Notes:**  
 - Certain electrical components of signs will fail prematurely if signs are not shut-off for a period of time, once, each day. For best performance, we recommend signs to be connected to an automatic controlling device such as an Energy Management System, Time Clock or Photo Cell that will automatically shut-off the sign for a period of time, each day. Failure to do so will cause damage to the electrical components of the sign and will void the warranty.  
 - Some dimming devices will also adversely affect sign electrical components, causing failure. Any dimming of the sign without consultation with Federal Health Sign Co. will void the warranty.



**LED LOW VOLTAGE LIGHTING SYSTEM**

U.L. RECOGNIZED - CLASS 2 - CONFORMS TO U.L. 48

**FEDERAL HEATH**  
**SIGN COMPANY**  
 www.FederalHeath.com  
 160 W. Carmel Drive, Suite 236 Carmel, IN 46032  
 (317) 581-7790 Fax (317) 581-7783

Manufacturing Facilities:  
 Oceanside - Euless - Jacksonville - Columbus  
 Office Locations:  
 Oceanside - Las Vegas - Laughlin - Idaho Falls  
 Euless - Jacksonville - Houston - San Antonio  
 Corpus Christi - Grafton - Milwaukee  
 Willowbrook - Louisville - Indianapolis - Columbus  
 Cincinnati - Westerville - Knoxville - Tunica  
 Atlanta - Tampa - Daytona Beach - Winter Park  
**Building Quality Signage Since 1901**

Revisions: \_\_\_\_\_

Colors Depicted In This Rendering May Not Match Actual Finished Materials. Refer To Product Samples For Exact Color Match

Client Approval/Date: \_\_\_\_\_

Landlord Approval/Date: \_\_\_\_\_

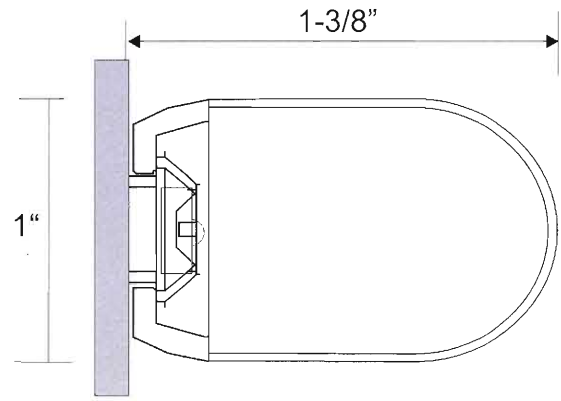
Account Rep: **Randy Cearlock**  
 Project Manager: **S. Maeser**  
 Drawn By: **S. Maeser**

Underwriters Laboratories Inc. ELECTRICAL TO USE U.L.-48 LISTED COMPONENTS AND SHALL MEET ALL N.E.C. STANDARDS

Project / Location:  
  
**RUSHMORE MALL**  
**N. MAPLE AVE. & DISK DR.**  
**RAPID CITY, SD 57001**

Job Number: **23-02640-10**  
 Date: **JANUARY 4, 2011**  
 Sheet Number: **4** of **6**  
 Design Number:

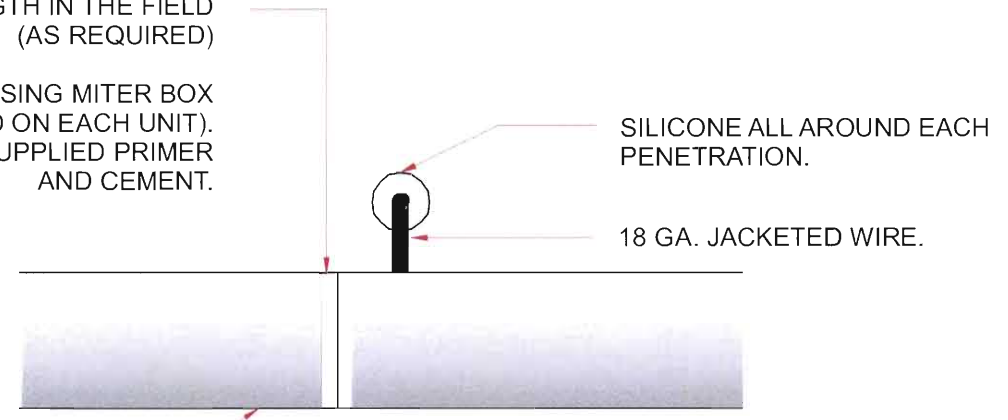
This original drawing is provided as part of a planned project and is not to be exhibited, copied or reproduced without the written permission of Federal Health Sign Company, LLC or its authorized agent.



CROSS SECTION (TYP.)

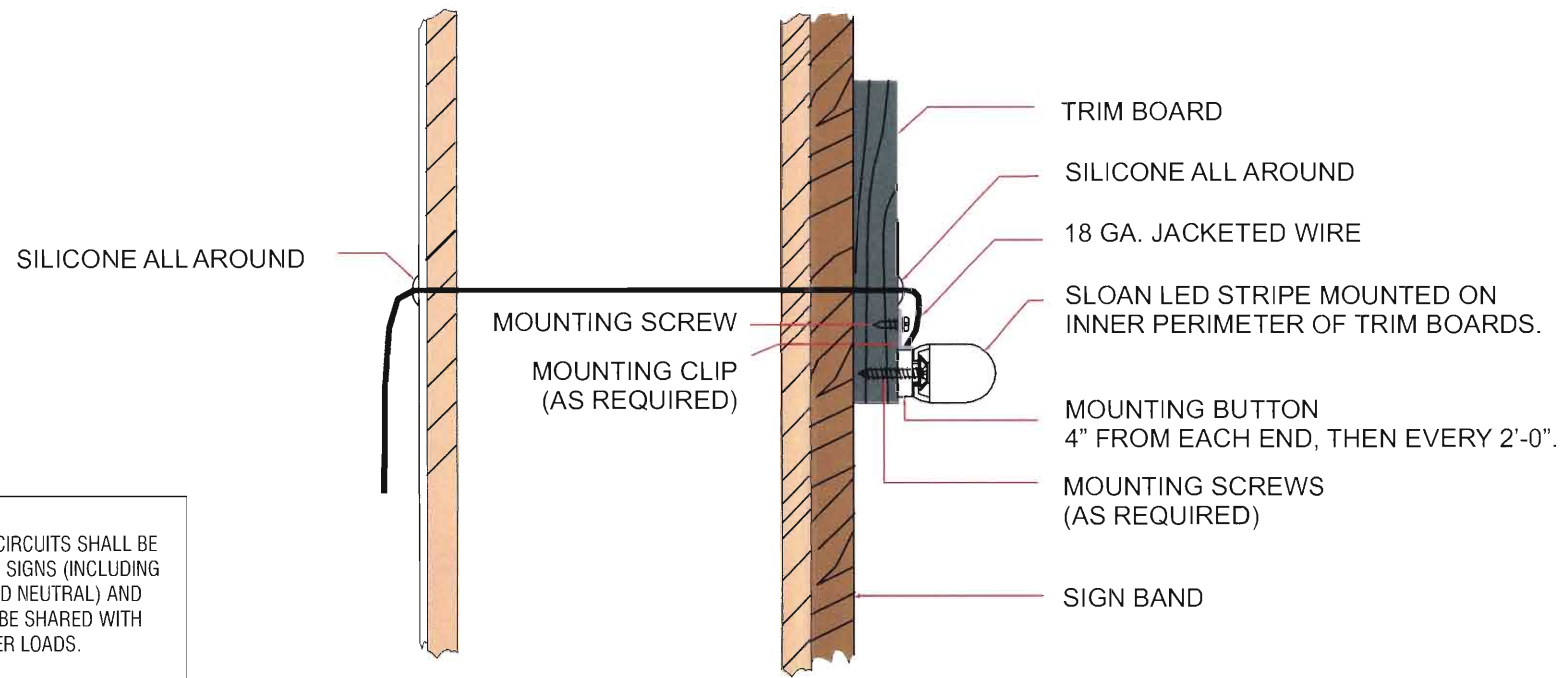
ENDS CUT TO LENGTH IN THE FIELD (AS REQUIRED)

1. CUT LEDSTRIP BY USING MITER BOX (CUT END MARKED AS INDICATED ON EACH UNIT).
2. APPLY SILICONE END CAP USING SUPPLIED PRIMER AND CEMENT.



LED STRIPE (TYP.)

CUTTING DETAIL



CROSS SECTION-MOUNTING DETAIL (TYP.)

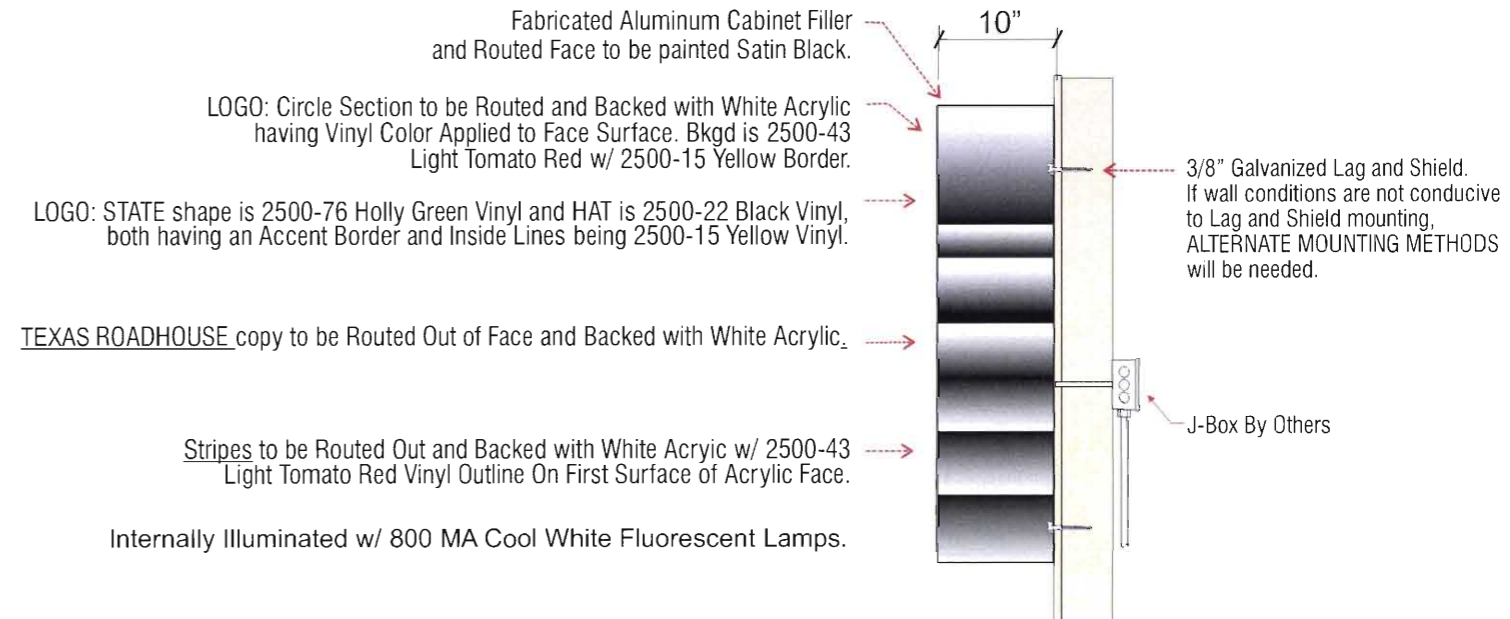

ELECTRICAL REQUIREMENTS	
Total: <u>6.0</u> Amps	ALL BRANCH CIRCUITS SHALL BE DEDICATED TO SIGNS (INCLUDING GROUND AND NEUTRAL) AND SHALL NOT BE SHARED WITH OTHER LOADS.
( <u>1</u> ) 120V 20A Circuit Required.	

LED ACCENT LIGHTING **B** LEDSTRIP DETAIL

SCOPE OF WORK:

Manufacture and install LED accent lighting on three elevation having remote transformers located in accessible area behind wall. (Transformers shall be mounted in Transformer Box if mounted outside of shelter.

SCALE : NTS



### Single Face Illuminated Wall Sign One (1) Req'd

SIGN TYPE **C**

Scale: 3/4" = 1'-0"

**SCOPE OF WORK:**

Manufacture and install S/F Internally illuminated wall sign.

PART # **TR18WSR**

### Typical Cabinet End View

**CUSTOMER TO PROVIDE:**

(For New / Remodel Construction) ADEQUATE BEHIND THE WALL BACKING AND ACCESS AS REQUIRED TO INSTALL SIGNAGE. CUSTOMER TO FORWARD COPY OF FINAL APPROVED SIGNAGE DRAWINGS TO BUILDING SITE CONTACT SO THAT THESE PROVISIONS CAN BE MADE DURING CONSTRUCTION AND PRIOR TO SIGN INSTALLATION.

ALL BRANCH (PRIMARY ELECTRICAL SERVICE) CIRCUITS & FINAL CONNECTION TO EACH SIGN (WITHIN 5 FT.) TO BE BY CERTIFIED ELECTRICIAN:

- A. All branch circuits for signs must be totally dedicated to signs (including dedicated ground and dedicated neutral per circuit).
- B. Sign circuits must not be shared with other loads such as lighting, air conditioning, and other equipment.
- C. Properly sized ground wire that can be traced back to the breaker panel must be provided.
- D. Number and size of circuits for each sign to meet Federal Heath Sign's requirement.

Any deviation from the above recommendations may result in:

- 1. Damage to or improper operation of the sign(s).
- 2. Delays and additional costs.

**Notes:** 1. Certain electrical components of signs will fail prematurely if signs are not shut-off for a period of time, once, each day. For best performance, we recommend signs to be connected to an automatic controlling device such as an Energy Management System, Time Clock or Photo Cell that will automatically shut-off the sign for a period of time, each day. Failure to do so will cause damage to the electrical components of the sign and will void the warranty.

2. Some dimming devices will also adversely affect sign electrical components, causing failure. Any dimming of the sign without consultation with Federal Heath Sign Co. will void the warranty.

**INSTALLER IS RESPONSIBLE FOR:**

PROVIDING AND INSTALLING ALL COMPONENTS REQUIRED TO RUN SECONDARY WIRING (CONNECTORS, GTO CONDUIT, ETC.) TO BE DETERMINED BY LOCAL CODE AND SITE CONDITIONS.

PROVIDING ALL NEEDED INSTALLATION HARDWARE AS DETERMINED BY LOCAL CODE AND SITE CONDITIONS.

SEALING BUILDING PENETRATIONS WITH SILICONE TO PREVENT MOISTURE PENETRATION @ EXTERIOR LOCATIONS.

ELECTRICAL REQUIREMENTS	
Total: <u>3.4</u> Amps	ALL BRANCH CIRCUITS SHALL BE DEDICATED TO SIGNS (INCLUDING GROUND AND NEUTRAL) AND SHALL NOT BE SHARED WITH OTHER LOADS.
(1) 120V 20A Circuit Required.	

**MATERIAL FINISH COLORS**

AKZO Satin Black Cabinet and Face Bkgd	#7328 White Acrylic Copy, Logo and Stripes Bkgd	2150-43 Light Tomato Red Vinyl Logo Circle and Stripe Bkgd.
2500-76 Holly Green Vinyl Logo: "State"	2500-15 Yellow Vinyl Logo: Circle, Hat and State Border.	2500-22 Black Vinyl elements Applied to Yellow Bkgd. Logo: "Hat"

www.FederalHeath.com  
160 W. Carmel Drive, Suite 236 Carmel, IN 46032  
(317) 581-7790 Fax (317) 581-7783

Manufacturing Facilities:  
Oceanside - Euless - Jacksonville - Columbus  
Office Locations:  
Oceanside - Las Vegas - Laughlin - Idaho Falls  
Euless - Jacksonville - Houston - San Antonio  
Corpus Christi - Grafton - Milwaukee  
Willowbrook - Louisville - Indianapolis - Columbus  
Cincinnati - Westerville - Knoxville - Tunica  
Atlanta - Tampa - Daytona Beach - Winter Park  
Building Quality Signage Since 1901

Revisions: \_\_\_\_\_

Colors Depicted In This Rendering May Not Match Actual Finished Materials. Refer To Product Samples For Exact Color Match

Client Approval/Date: \_\_\_\_\_

Landlord Approval/Date: \_\_\_\_\_

Account Rep: **Randy Cearlock**

Project Manager: **S. Maeser**

Drawn By: **S. Maeser**

Underwriters Laboratories Inc. ELECTRICAL TO USE U.L.-48 LISTED COMPONENTS AND SHALL MEET ALL N.E.C. STANDARDS

Project / Location:  
  
**RUSHMORE MALL  
N. MAPLE AVE. & DISK DR.  
RAPID CITY, SD 57001**


Job Number: **23-02640-10**

Date: **JANUARY 4, 2011**

Sheet Number: **6** Of **6**

Design Number:

This original drawing is provided as part of a planned project and is not to be exhibited, copied or reproduced without the written permission of Federal Heath Sign Company, LLC or its authorized agent.



**Single Face Illuminated Wall Sign One (1) Req'd**

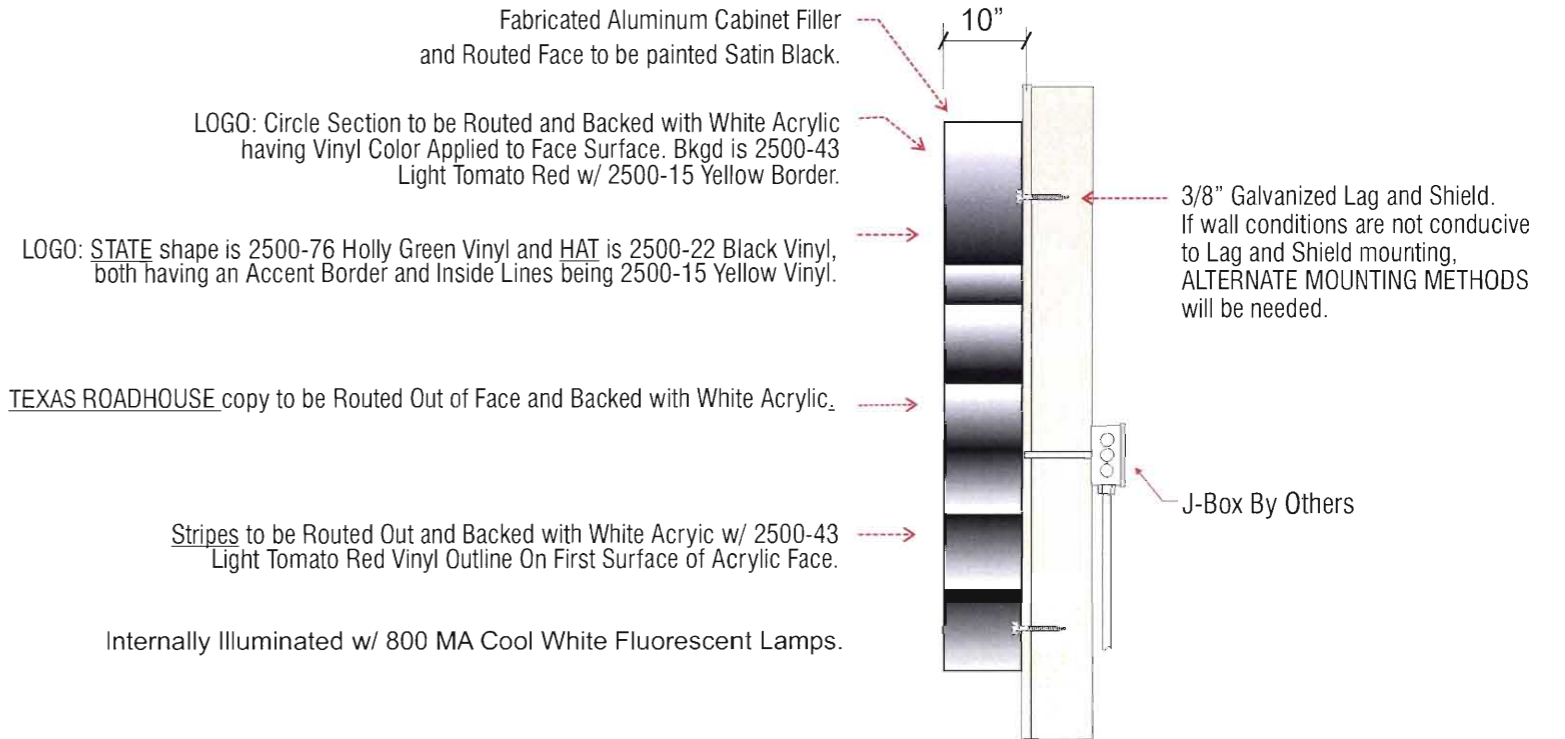
SIGN TYPE **D**

Scale: 1/2" = 1'-0"

**SCOPE OF WORK:**

Manufacture and install S/F Internally illuminated wall sign.

**PART # TR58WSR**



**Typical Cabinet End View**

**CUSTOMER TO PROVIDE:**

(For New / Remodel Construction) ADEQUATE BEHIND THE WALL BACKING AND ACCESS AS REQUIRED TO INSTALL SIGNAGE. CUSTOMER TO FORWARD COPY OF FINAL APPROVED SIGNAGE DRAWINGS TO BUILDING SITE CONTACT SO THAT THESE PROVISIONS CAN BE MADE DURING CONSTRUCTION AND PRIOR TO SIGN INSTALLATION.

ALL BRANCH (PRIMARY ELECTRICAL SERVICE) CIRCUITS & FINAL CONNECTION TO EACH SIGN (WITHIN 5 FT.) TO BE BY CERTIFIED ELECTRICIAN:

- A. All branch circuits for signs must be totally dedicated to signs (including dedicated ground and dedicated neutral per circuit).
- B. Sign circuits must not be shared with other loads such as lighting, air conditioning, and other equipment.
- C. Properly sized ground wire that can be traced back to the breaker panel must be provided.
- D. Number and size of circuits for each sign to meet Federal Health Sign's requirement.

Any deviation from the above recommendations may result in:

- 1. Damage to or improper operation of the sign(s).
- 2. Delays and additional costs.

**Notes:** 1. Certain electrical components of signs will fail prematurely if signs are not shut-off for a period of time, once, each day. For best performance, we recommend signs to be connected to an automatic controlling device such as an Energy Management System, Time Clock or Photo Cell that will automatically shut-off the sign for a period of time, each day. Failure to do so will cause damage to the electrical components of the sign and will void the warranty.

2. Some dimming devices will also adversely affect sign electrical components, causing failure. Any dimming of the sign without consultation with Federal Health Sign Co. will void the warranty.

**INSTALLER IS RESPONSIBLE FOR:**

PROVIDING AND INSTALLING ALL COMPONENTS REQUIRED TO RUN SECONDARY WIRING (CONNECTORS, GTO CONDUIT, ETC.) TO BE DETERMINED BY LOCAL CODE AND SITE CONDITIONS.

PROVIDING ALL NEEDED INSTALLATION HARDWARE AS DETERMINED BY LOCAL CODE AND SITE CONDITIONS.

SEALING BUILDING PENETRATIONS WITH SILICONE TO PREVENT MOISTURE PENETRATION @ EXTERIOR LOCATIONS.

**ELECTRICAL REQUIREMENTS**

Total: 5.0 Amps

**(1) 120V 20A Circuit Required.**

ALL BRANCH CIRCUITS SHALL BE DEDICATED TO SIGNS (INCLUDING GROUND AND NEUTRAL) AND SHALL NOT BE SHARED WITH OTHER LOADS.

**MATERIAL FINISH COLORS**

AKZO Satin Black	#7328 White Acrylic	2150-43 Light Tomato Red Vinyl
Cabinet and Face Bkgd	Copy, Logo and Stripes Bkgd	Logo Circle and Stripe Bkgd.
2500-76 Holly Green Vinyl	2500-15 Yellow Vinyl	2500-22 Black Vinyl elements Applied to Yellow Bkgd.
Logo: "State"	Logo: Circle, Hat and State Border.	Logo: "Hat"



www.FederalHeath.com  
160 W. Carmel Drive, Suite 236 Carmel, IN 46032  
(317) 581-7790 Fax (317) 581-7783

Manufacturing Facilities:  
Oceanside - Euless - Jacksonville - Columbus  
Office Locations:  
Oceanside - Las Vegas - Laughlin - Idaho Falls  
Euless - Jacksonville - Houston - San Antonio  
Corpus Christi - Grafton - Milwaukee  
Willowbrook - Louisville - Indianapolis - Columbus  
Cincinnati - Westerville - Knoxville - Tunica  
Atlanta - Tampa - Daytona Beach - Winter Park

Building Quality Signage Since 1901

Revisions:


Colors Depicted In This Rendering May Not Match Actual Finished Materials. Refer To Product Samples For Exact Color Match


Client Approval/Date: \_\_\_\_\_

Landlord Approval/Date: \_\_\_\_\_

Account Rep: **Randy Cearlock**

Project Manager: **S. Maeser**

Drawn By: **S. Maeser**



Project / Location:



**RUSHMORE MALL  
N. MAPLE AVE. & DISK DR.  
RAPID CITY, SD 57001**

Job Number: **23-02640-10**

Date: **JANUARY 4, 2011**

Sheet Number: \_\_\_\_\_ Of **6**

Design Number: \_\_\_\_\_

This original drawing is provided as part of a planned project and is not to be exhibited, copied or reproduced without the written permission of Federal Health Sign Company, LLC or its authorized agent.