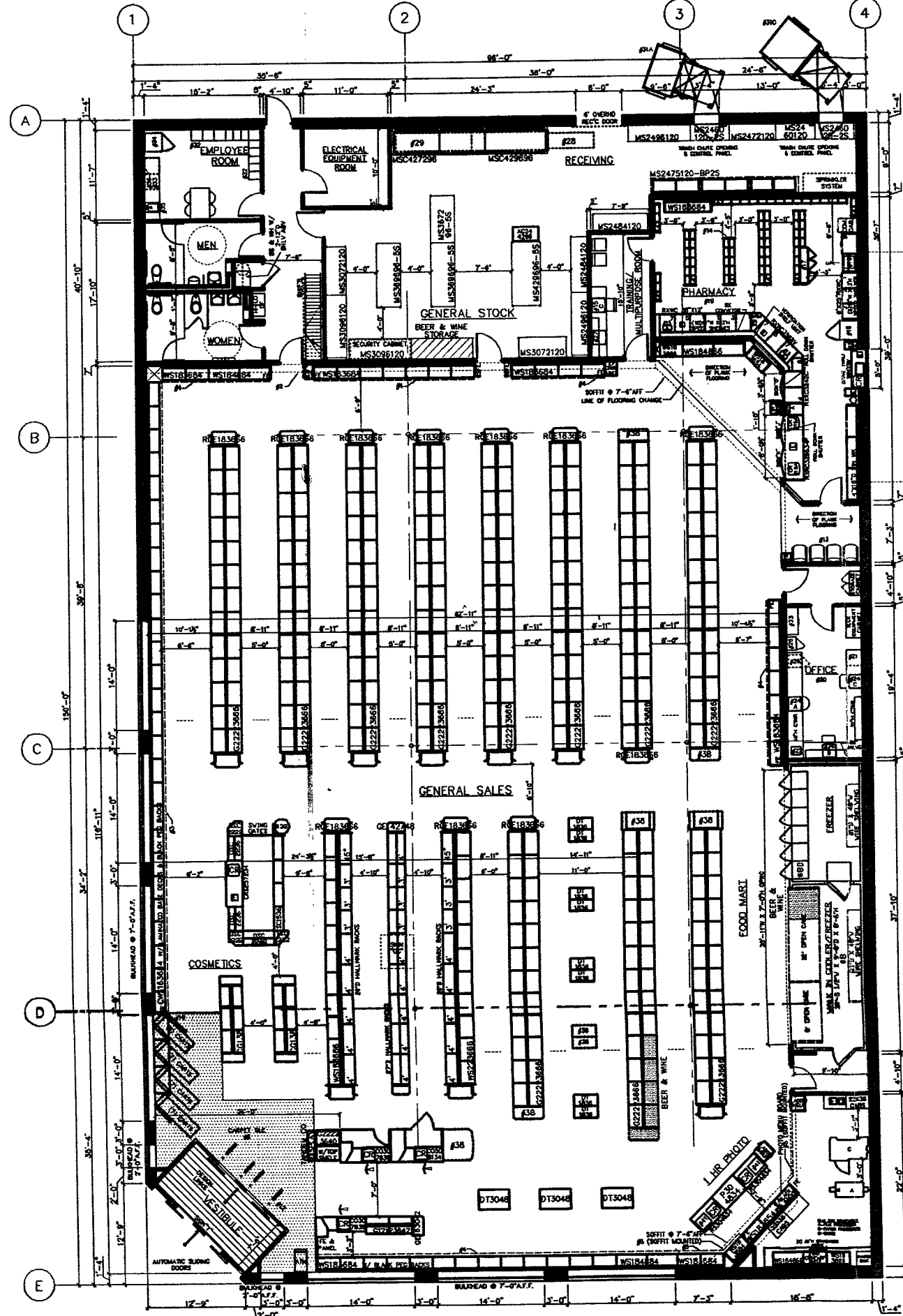
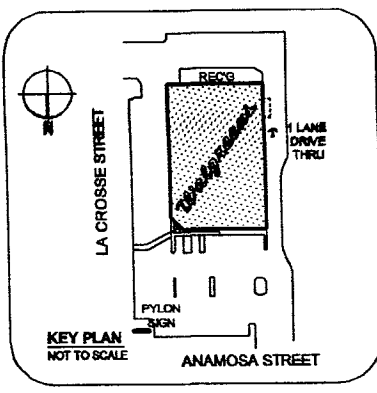
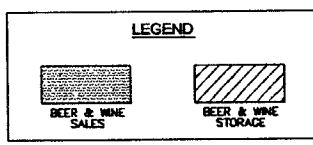


SEE ARCHITECTURAL DRAWINGS FOR EXACT LOCATION & POSITIONING OF COMPACTORS & COMPACTOR/TOTE ENCLOSURE



1 LANE DRIVE-THRU SEE ARCHITECTURAL DRAWINGS FOR EXACT LOCATION OF CANOPY



FOR REFERENCE ONLY: SEE CONTRACT DOCUMENTS FOR DETAILED SITE PLAN

INTERIOR HANGING SIGNS

- GENERAL SALES AREA:**
 ALL SIGNS AND ASSE MARKERS @ 10'-0" TO BOTTOM OF SIGN UNLESS OTHERWISE NOTED.
 SIGN "1" LIKED UP THANK YOU
 SIGN "2" STORE HOURS SIGN
 SIGN "3" GREETING CARD SIGN
 SIGN "4" DOWNTOWN CHECKOUT LANE #
 SIGN "5A" CALIFORNIA ACCESSIBILITY SIGN (#-# TO BOTTOM OF SIGN)
- PHARMACY DEPARTMENT:**
 REFER TO FIXTURE PLAN FOR REQUIRED SIGNS
 SIGN "1" PICK UP PRESCRIPTIONS
 SIGN "2" DROP OFF PRESCRIPTIONS
 SIGN "3" CONSULTATION WINDOW
 SIGN "4" T.A.S.
 SIGN "5A" DIRECTIONAL ADA SIGN
 SIGN "5B" SYMBOL OF ACCESSIBILITY
- ATTACH SIGNS TO UNDERSIDE OF CASED OPENINGS. REFER TO FIXTURE PLAN FOR SIGN LOCATION. PROVIDE (2) HOLLOW WALL ANCHORS PER SIGN. SCREW THREADED BY SILENT INTO ANCHOR. HANG SIGNS FROM EYEBOLTS WITH "B" HOOKS.
 * MOUNT AND CENTER SIGN 2" BELOW COUNTER TOP

GENERAL NOTES

- GENERAL SALES AREA:**
- PLEASE PROVIDE PROPER A.D.A. CLEARANCES ON BOTH SIDES OF ALL DOORS
 - MIRROR ON REAR WALL
 - COSMETIC CORNICE
 - SALES AREA CORNICE (FIXTURE MOUNTED)
 - PHOTO CORNICE (FIXTURE MOUNTED UNLESS NOTED)
 - CARPET TILES & DESIGN LINKS FURNISHED AND INSTALLED BY WALGREENS (WHEN SHOWN)
 - MASTER-BILT REACH-IN REFRIGERATION: PROVIDE 2" AIR SPACE BETWEEN COOLERS AND FREEZERS
 OPEN FRONT, MEDIUM TEMP. COOLERS (ADD 2" AT EACH END, FOR END PANELS)
 A. MD-06: 6'-0" W X 42" H
 B. MD-08: 6'-0" W X 42" H
 MODEL BEL ENDLESS REACH-IN FREEZERS (ADD 2" AT EACH END, FOR END PANELS)
 C. BEL-24: 10'-1 3/8" W X 38" H
 D. TAF-48HD: 62" W X 35" H
 E. SIB-60 WINE COOLER: 70" W X 32" X 78" H
 - MASTER-BILT WALK-IN COOLER: PROVIDE
 - #100R COOLMASTER DOORS
 28 3/4" X 79" EACH AND
 #100R FREEZEMASTER DOORS
 28 3/4" X 79" EACH BY ANTHONY DOORS); FOR EACH DOOR PROVIDE (7) "D BEV-FLOW GRAVITY SHELVES; UPPER (6) WITH SLIDES AND LOWER (1) WITH ROLLERS COMPLETE WITH UPSPRITS.
 B. DOORS); FOR EACH DOOR PROVIDE 36" D O.F. NYLA-LITE SHELVING SYSTEM
 C. DOORS); "D ROLLER CONVEYOR AT FLOOR LEVEL
 D. # DOORS); FOR EACH DOOR PROVIDE 27" ANTHONY SHELVES
 E. DOORS); FOR EACH DOOR PROVIDE (2) 27" ANTHONY SHELVES AND (4) 36" MERCHANDISER SHELVES
 F. DOORS); "D DOUBLE DECK ROLLER CONVEYOR
 - ICE CHEST BY VENDOR
 - CART RAILS W/ DISPLAY SHELF & SLAT WALL ABOVE
 - PROVIDE A #PH BLACK VINYL BASE AT ALL CHECKOUTS
 - ELECTRONIC ARTICLE SURVEILLANCE SYSTEM
- PHARMACY DEPARTMENT:**
- PATIENT SEATING AREA: (4) SEATS
 - PROVIDE ELECTRIC FOR FUTURE ROBOTICS
 - COMPUTER TERMINAL
 - INTERCOM PLUS TERMINAL
 - TRAINING TERMINAL (IN TRAINING ROOM)
 - RX BANK AND CABINET
 - RX CABINET
 - RX REFRIGERATOR
 - PROVIDE A CARPETED FLOOR WITH A RUBBER RUNNER. RX UNDERCOUNTER INSERTS:
 #1 - RX 3 DRAWER WAL INSERT
 #2 - RX 3 DRAWER FILE INSERT
 #3 - RX OPEN INSERT
 #4 - RX CONSULTATION COUNTER UNIT
 #5 - RX PRINTER INSERT
 #6 - RX 5 DRAWER FILE INSERT
 #7 - RX OPEN INSERT WITH CPU SHELF
 #8 - RX OPEN CABINET
 #9 - RX 10 DRAWER FILE CABINET
- OFFICE:**
- PROVIDE TILED FLOOR & VINYL WALL COVERING
 - UNDER COUNTER SHELF UNIT
 - PRINTER
 - LATERAL FILE
 - OFFICE COMPUTERS
 - P.O.S. TERMINAL
 - AS-400 TERMINAL
 - OFFICE P.C.
 - TILL LOCKER
 - SAFE
 - TV & VCR (IN TRAINING ROOM)
- STOCKROOM:**
- NEST-A-FLEX CONVEYOR
 - GRAVITY CONVEYOR
 - POWER ROLLER CONVEYOR
 - SEE ARCHITECTURAL DRAWINGS FOR EXACT LOCATION & POSITIONING OF COMPACTORS
 - TRASH COMPACTOR
 - BALER
 - CARDBOARD COMPACTOR
- EMPLOYEE ROOM:**
- EMPLOYEE LOCKERS: (3) COAT LOCKERS W/ PERFORATED DOORS, (8) 8 TIER BOX LOCKERS & (2) 2 TIER BOX LOCKERS W/ SAFETY VIEW DOORS
 - 5'-0" W X 2'-0" EMPLOYEE COUNTER W/ (1) CABINET (PROVIDE 32" CLEARANCE WHEN NEXT TO COUNTER)
 - EMPLOYEE ROOM BANK (IN COUNTER)
 - 4'-0" MIRROR CENTERED ON WALL ABOVE COUNTER
- MISCELLANEOUS:**
- "E" ELECTRICAL OUTLET FOR FUTURE USE
 - VENDOR RACKS: REMOVE BASE DECK & SHOES; (END PANEL TO REMAIN)
 - PROVIDE OPENING FOR ONE-WAY GLASS (SEE INTERIOR ELEVATION FOR LOCATION)
 - NEWSPAPER RACK BY VENDOR
 - PICTURE CASE PLUS TERMINAL

PROJECT DATA

TYPE	GENERAL SALES	FOOD MART	PHARMACY	SECURITY
NEW LOCATION	<input checked="" type="checkbox"/>	<input type="checkbox"/>	<input type="checkbox"/>	<input type="checkbox"/>
REMODEL	<input type="checkbox"/>	<input type="checkbox"/>	<input type="checkbox"/>	<input type="checkbox"/>
REMODEL	<input type="checkbox"/>	1 HOUR PHOTO	24 HOUR STORE	<input type="checkbox"/>
REMODEL	<input type="checkbox"/>	LIQUOR	OTHER	<input type="checkbox"/>

SQUARE FOOT AREA SUMMARY

DEPARTMENT	SALES	STOCK	SERVICE	TOTAL EXISTG	TOTAL NEW
GEN SALES	NEW	8,234	1896	1152	12,282
FOOD MART	NEW	800			800
RX	NEW	691			691
RX WAITG	NEW	92			92
1 HOUR PHOTO	NEW	436			436
LIQUOR	NEW				
BSMT	NEW				
2ND FLOOR	NEW				
TOTAL NEW	11,352	1896	1152	14,400	
TOTAL EXISTG					
TOTAL AREA: FIRST FLOOR					14,400 SQ. FT.
TOTAL AREA: OTHER LEVELS					0 SQ. FT.
GROSS AREA INCLUDING ALL DEPARTMENTS & ALL LEVELS:					14,400 SQ. FT.
RX SHELVING LINEAL FEET:					85 LN. FT.

NO.	DATE	BY	DESCRIPTION	CONST
REVISIONS				
CERTIFICATION AND SEAL				
I HEREBY CERTIFY THAT THIS PLAN AND SPECIFICATION WAS PREPARED BY ME OR UNDER MY DIRECT SUPERVISION AND THAT I AM A DULY REGISTERED ARCHITECT OR ENGINEER UNDER THE LAWS OF THE STATE OF SOUTH DAKOTA. AS SIGNIFIED BY MY HAND AND SEAL.				
STORE NUMBER 09512				
PROJECT NAME				
WALGREENS STORE				
(SWC) LA CROSSE & ANAMOSA				
RAPID CITY, SD				
DRAWING TITLE				
FIXTURE FLOOR PLAN				
CADD PLOT:	SCALE:	DRAWN BY:	D1	
F09512D105.DWG	1/8"=1'-0"	DIANA KHANO		
VOID PLOT:	DATE:			
F09512D101-4.DWG	03-24-05			
SUPERSEDES				
D1 04.1A.TCH				

06-23-05
 REVIEW FIRST CHECKSET - NOT APPROVED.
 UPDATE GONDOLA END CAPS TO LATEST BLOCKS & REWORK CROSS ASSE SPACING ACCORDINGLY. ADJUST MAT SYSTEMS TO USE UP WITH GONDOLA END CAP & ASSE BLOCKS. AFTER BLOCK UPDATE, SHIF COSMETICS PROMO FIXTURES 1'-0" CLOSER TO 360 TOWER.

05-12-05
 UPDATE GONDOLA END CAP BLOCKS; REVERSE RX FIXTURES & INSERTS PER LATEST; UPDATE LNFT. REVERSE BACK AND FRONT WALL SHELV'S ACCORDINGLY PER MERCHANDISING.

03-24-05
 REDRAW TO 95'X100' PER SITE; REVERSE TO LATEST PHARMACY LAYOUT & REWORK STOCK PER UPPER MANAGEMENT; REVERSE RX LNFT. INCREASE SIZE OF WAITING AREA & REDUCE OFFICE ACCORDINGLY; REVERSE TO ALADDIN SHELF & REPLACE PICTURE MAKER W/ ALADDIN; REVERSE PHOTO CAB.

REDRAW FROM 105X130L TO 97X105L. SEE REVERSE SITE PLAN ON 02/08/05. SINGLE DRIVE THRU PER SITE PLAN (VERIFIED W/P. ARCH.

*A.D.A. DOOR CLEARANCES	EXECUTIVE APPROVAL	DATE	FIXTURE LEGEND
	SENIOR VICE PRESIDENT FACILITIES DEVELOPMENT		G GONDOLA (EA. SIDE) D. W. H. ALL OTHER FIXTURES ARE TYPICALLY CALLED OUT DEPTH BY WIDTH. EXAMPLE: DT 30 48 DISP 30 D. W. TABLE
	SENIOR VICE PRESIDENT STORE OPERATIONS		
	VICE PRESIDENT STORE OPERATIONS		