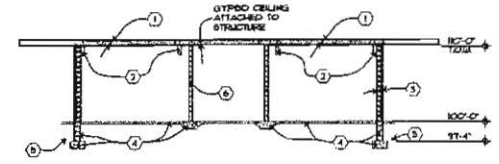


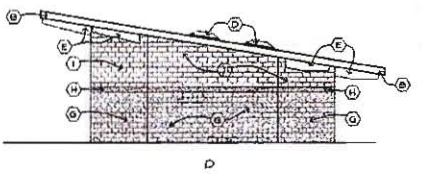
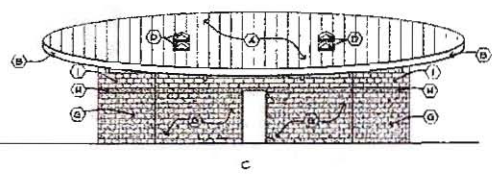
2 BUILDING SECTION
A22 1/8"x1'-0"



3 BUILDING SECTION
A22 1/8"x1'-0"

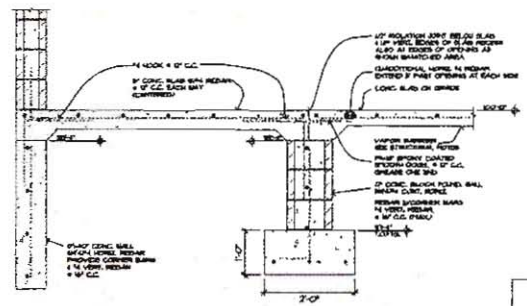
- KEY NOTES:
- (A) METAL ROOF WITH 40 PSL UNDERLATTING
 - (B) METAL PANELS COLOR TO BE DETERMINED
 - (C) GUTTER/SCUMPS/SCUTE, PROVIDE DOWNSCUTES AS REQUIRED. COORDINATE DOWNSCUTE LOCATION WITH LANDSCAPE DRAINAGE PLAN
 - (D) 7'-2"x4'-2" PRISMATIC SKYLIGHT
 - (E) GULL LAM STRUCTURE, STAIN AND SEAL COLOR TO BE DETERMINED
 - (F) 2" TONGUE AND GROOVE DECKING
 - (G) SPLITFACE BLOCK, COLOR: CHERRY
 - (H) SPLITFACE BLOCK, COLOR: PARCHEMENT
 - (I) BURNT BRICK, COLOR: CHERRY
 - (J) 32" LCD TELEVISION, BY OWNER

5 ALUMINUM WINDOW FRAME
A22 1/4"x1'-0"



1 EXTERIOR ELEVATIONS
A22 1/8"x1'-0"

- KEY NOTES:
- 1 TYPICAL ROOF TRUSS ASSEMBLY
METAL ROOFING PSL UNDERLATTING
3/8" OSB ROOF SHEATHING
2" WOOD JOIST
R-48 INSULATION
2" TAG WOOD DECKING
 - 2 GULL LAM STRUCTURE
3/4" x 1/2" GULL LAM BEAM
 - 3 EXTERIOR WALL ASSEMBLY
OUTRIGGER/REINFORCED BLOCK SYSTEM
SEE A21 FOR EXTERIOR WALL TYPE
SEE EXTERIOR ELEVATIONS FOR BLOCK COURSING
 - 4 TYPICAL FOUNDATION
OF BLOCK FOUNDATION WITH CONCRETE GLAB AND CONTIGUOUS FOOTING
 - 5 PERIMETER DRAIN TILE
 - 6 TYPICAL INTERIOR WALL TYPE 1
SEE INTERIOR ELEVATIONS AND FINISH SCHEDULE FOR GLASS/PAINTE



4 STOOP DETAIL
A22 3/4"x1'-0"

95% SUBMITTAL

Designed by: BOFF / PHOENIX
Checked by: CMW / AJOV
Drawn Date: FEB 2010
Print Date: 02-10-10
Project No: 051112
Checked by: FMO, INC.
Date: AUG 2009