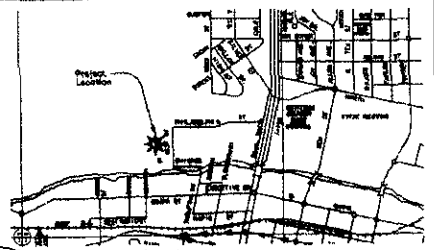
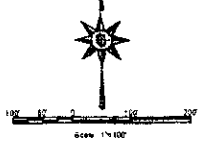


SUBMITTA

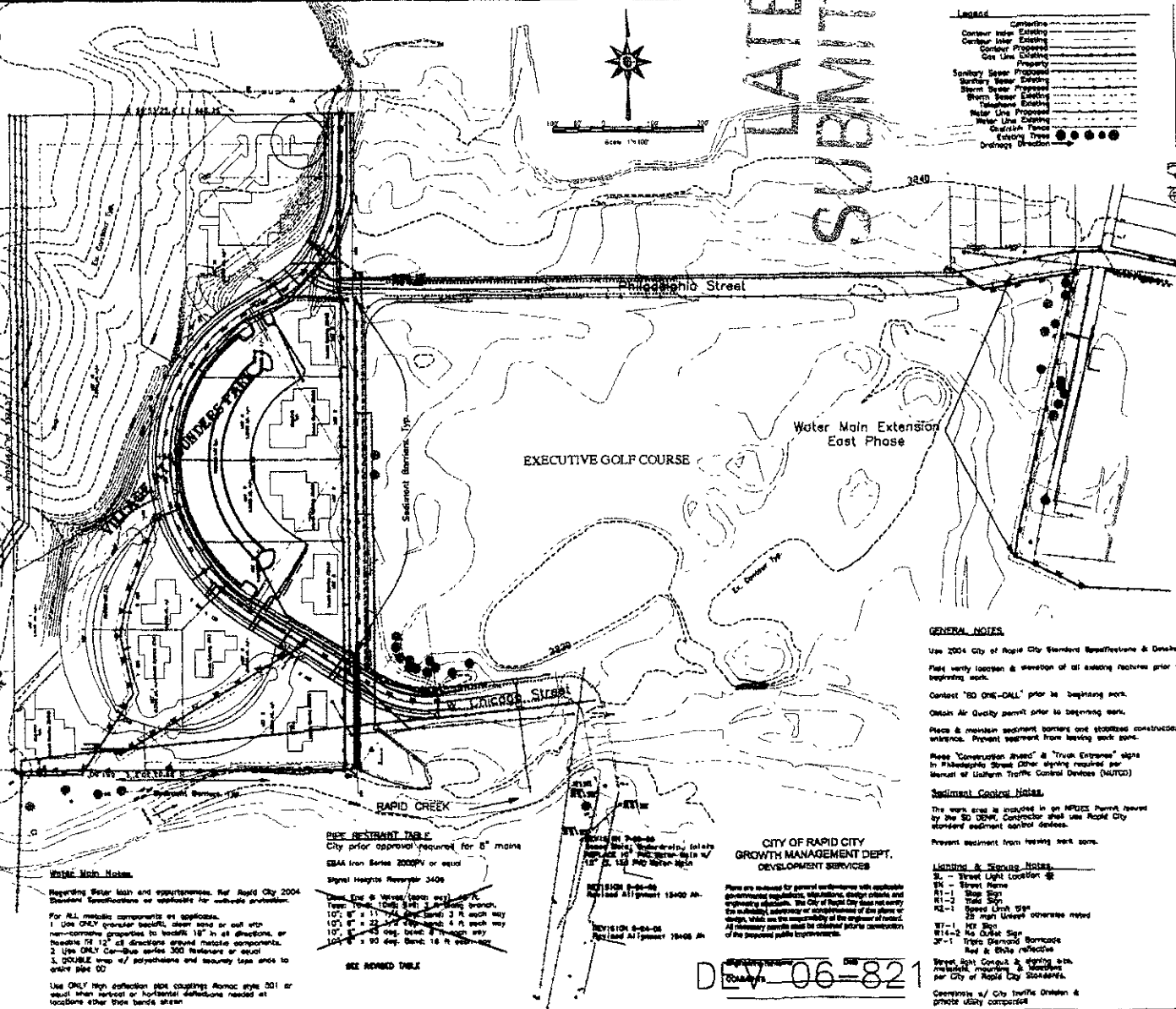
Legend

Centerline	-----
Contour Inter. Existing
Contour Inter. Proposed
Center Line	-----
Sanitary Sewer Proposed	-----
Sanitary Sewer Existing	-----
Storm Sewer Proposed	-----
Storm Sewer Existing	-----
Water Line Proposed	-----
Water Line Existing	-----
Electric Lines	-----
Church Pines	●●●●●
Existing Trees	●●●●●
Drainage Direction	-----



Rapid City Key Map

- NTS
- SHEET INDEX**
- Sheet 1: Layout and no. and Utility Plan
 - Sheet 2: 1:80 Layout and Utility Plan
 - Sheet 3: W. Chicago Street Profile: 0+00 to 1+80
 - Sheet 4: W. Chicago Street Profile: 1+80 to 3+00
 - Sheet 5: W. Chicago Street Profile: 3+00 to 4+00
 - Sheet 6: W. Chicago Street Profile: 4+00 to 5+00
 - Sheet 7: W. Chicago Street Profile: 5+00 to 6+00
 - Sheet 8: Drainage Channel and North
 - Sheet 9: Drainage Channel and North
 - Sheet 10: South Water Main Extension
 - Sheet 11: South Water Main Extension
 - Sheet 12: South Sewer Main Station
 - Sheet 12A: Utility Master Plan



RECEIVED
JAN 13 2011
Rapid City Growth Management Department



GENERAL NOTES

- Use 2004 City of Rapid City Standard Specifications & Details
- Place verify location & elevation of all existing features prior to beginning work.
- Contact "80 ONE-CALL" prior to beginning work.
- Obtain Air Quality permit prior to beginning work.
- Place & maintain sediment barriers and stabilized construction entrance. Prevent sediment from leaving work zone.
- Place "Construction ahead" & "Truck Entrance" signs in Philadelphia Street (Other signing required per Manual of Uniform Traffic Control Devices (MUTCD))
- Sediment Control Notes**
- The work area is included in an NPDES permit issued by the SD DQM. Contractor shall use Rapid City standard sediment control devices.
- Prevent sediment from leaving work zone.

Lighting & Signing Notes

- S1 - Street Light Location
- S2 - Street Name
- R1-1 - Stop Sign
- R1-2 - Speed Limit Sign
- R1-3 - 20' High Unilevel concrete retard
- W1-1 - Wet Sign
- W1-2 - No Overtake Sign
- W1-3 - Lane Closed Bypass
- W1-4 - Red & Blue reflective
- Street Light Control & signing to be installed, maintained & monitored per City of Rapid City Standards.
- Contractor to City Traffic Division & provide utility cooperation

TRAFFIC CONTROL NOTES

- Attend pre-construction meeting to coordinate sign locations, schedule
- ① No Outlet, Road Closed to Through Traffic
- ② No Outlet, Road Closed to Through Traffic.

12" Mechanical Restraints:

- Valves, Dead ends (each way): 52 Ft
- 1 1/2" dog bends: 4 Ft
- 2 1/2" dog bends: 8 Ft
- 4 1/2" dog bends: 10 Ft
- 6" dog bends: 20 Ft
- Toe 12" = 12.0' + Ft

PICK RESTRAINT TABLE
City prior approval required for 6" mains

SEAA Iron Series 2000V or equal
Signal Heights Reverser 3406

Water Main Notes

Regarding Sizing, load and appurtenances, see Rapid City 2004 Standard Specifications or equivalent for waterline construction.

For ALL materials components see specifications.

1. Use ONLY Contractor located, clean sand or soil with non-corrosive properties to bedrock 18" in all directions, or bedrock 12" in all directions around flexible components.
2. Use ONLY Co-Bus series 300 Restraints or equal.
3. DRAINAGE area of polyethylene and secondary tape ends to every 100' SD.

Use ONLY high deflection pipe coatings fromco pipe 201 or equal when vertical or horizontal deflections needed at locations other than bend areas.

SECTION 04-00-00
Road and Alignment 12400 AP

SECTION 04-00-00
Road and Alignment 12400 AP

CITY OF RAPID CITY GROWTH MANAGEMENT DEPT. DEVELOPMENT SERVICES

Plans are prepared for general information with available governmental regulations, ordinances, design criteria and engineering standards. The City of Rapid City does not warrant the suitability, accuracy or completeness of the plans or design, which are the responsibility of the engineer of record. If necessary permits need to be obtained prior to construction of the proposed public improvements.

06-821

Planets Plus Layout and Plans

CENTRAL ENGINEERING

1000 South Street, Suite 200, Rapid City, SD 57701
Phone: (605) 342-1234 Fax: (605) 342-1234
www.centraleng.com

Project No.: 05-106
Date: 1/22/06
Drawn: 05/23/06
Sheet: 1 of 12