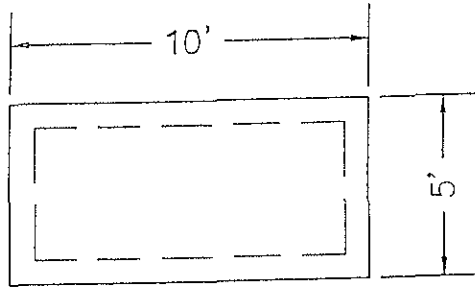


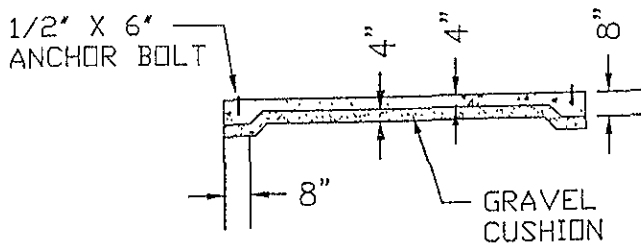
STANDARD SHELTER FOUNDATION



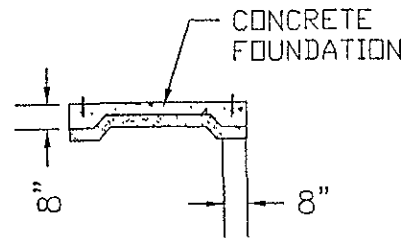
PLAN

NOTE:
ANCHOR BOLTS TO
MATCH HOLES IN
SHELTER WALLS

ALL CONCRETE SHALL
BE M6

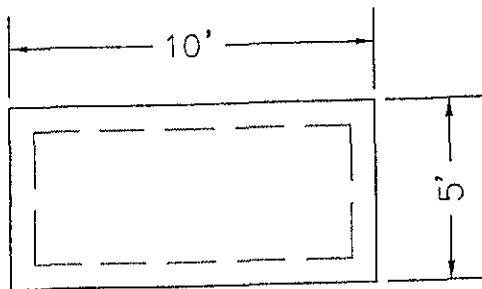


FRONT



SIDE

FOUNDATION WITH BACK WALL

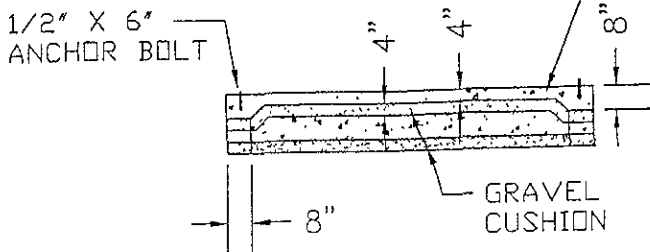


PLAN

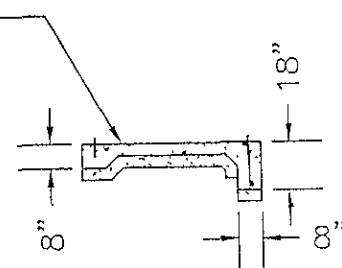
NOTE:
ANCHOR BOLTS TO MATCH
HOLES IN SHELTER WALLS

ALL CONCRETE SHALL BE M6

WALL REINFORCING STEEL:
#4 REBAR @ 15' O.C. VERT.
2-#4 REBAR HORIZ.
MAINTAIN 3" CLEARANCE



FRONT



SIDE

D-1

RECEIVED

OCT 15 2005

Rapid City Growth

Management Department