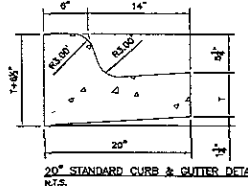
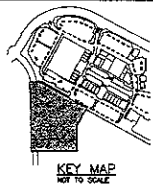


NOTE: DIMENSIONS ARE TO TOP BACK OF CURB UNLESS OTHERWISE NOTED

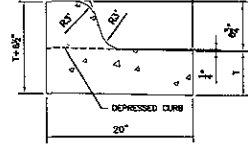
ALL CURB AND GUTTER LOCATED WITHIN THE ROW SHALL BE RAPID CITY STANDARD

PARKING INFORMATION
 REQUIRED: 50 STALLS
 4,350 SQ. FT @ 11/1,000 SQ FT
 PROPOSED: 73 STALLS TOTAL
 3 ADA ACCESSIBLE
 6 STACKING FOR PICKUP LINE



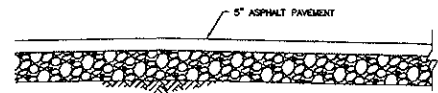
20" STANDARD CURB & GUTTER DETAIL N.T.S.

WHERE Y IS EQUAL TO PAVEMENT THICKNESS OR 6", WHICHEVER IS GREATER



20" TILTED CURB & GUTTER DETAIL N.T.S.

NOTE: ALL CURBS SHALL BE CONSTRUCTED AS PER RAPID CITY STANDARD DETAIL NO. RD-2.



TYPICAL ASPHALT PAVEMENT SECTION NOT TO SCALE



DREAM DESIGN
 CIVIL ENGINEERING & ARCHITECTURE

PRELIMINARY FOR REVIEW ONLY

CITY OF RAPID CITY
 GROWTH MANAGEMENT DEPT
 DEVELOPMENT SERVICES

There is no warranty for general construction with applicable government regulations. M.D. Design, Inc. and engineering elements. The City of Rapid City does not carry the liability, warranty or responsibility of the engineer or architect. No necessary permits used for obtaining plan or observation of the proposed public improvements.

Engineering: []
 Designer: []

Interior: []
 Exterior: []
 Checked By: []
 Date: []

1: PCD SUBMITTAL OCT 9, 2009

PIZZA RANCH

RECEIVED

OCT - 9 2009

Rapid City Growth Management

SITE PLAN