09SR066

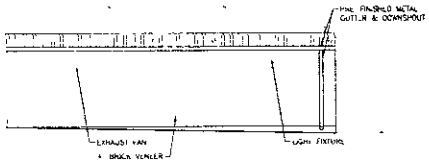

D1 SOUTH ELEVATION
SCALE 1/8" = 1'-0"

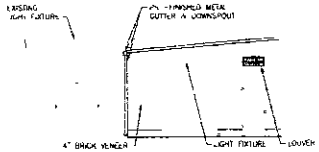

D4 EAST ELEVATION
SCALE 1/8" = 1'-0"

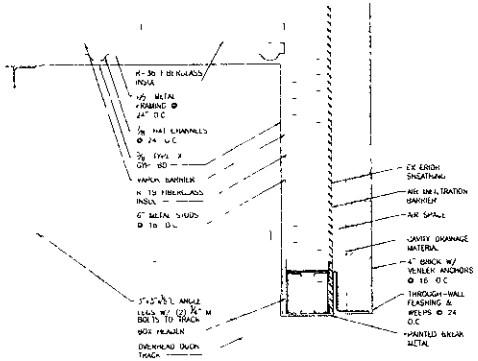

B1 HEAD DETAIL
SCALE 1 1/2" = 1'-0"

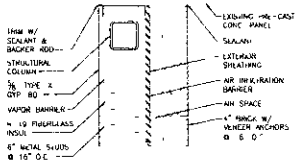

C3 DETAIL
SCALE 1 1/2" = 1'-0"

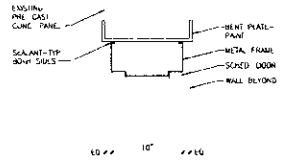

C5 HEAD DETAIL
SCALE 1 1/2" = 1'-0"

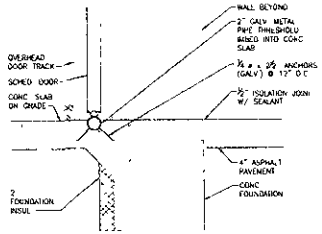

B3 THRESHOLD DETAIL
SCALE 1 1/2" = 1'-0"

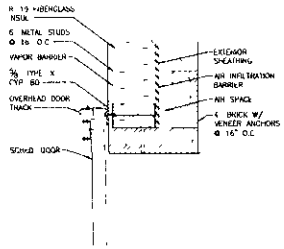

B4 JAMB DETAIL
SCALE 1 1/2" = 1'-0"

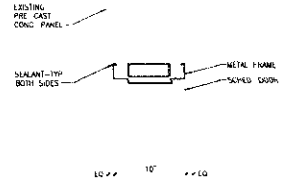

B5 JAMB DETAIL
SCALE 1 1/2" = 1'-0"

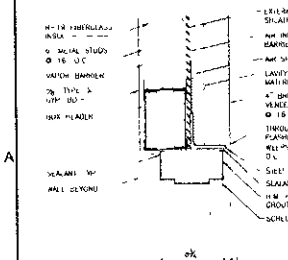

A1 HEAD DETAIL
SCALE 1 1/2" = 1'-0"

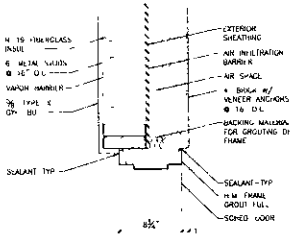

A2 JAMB DETAIL
SCALE 1 1/2" = 1'-0"

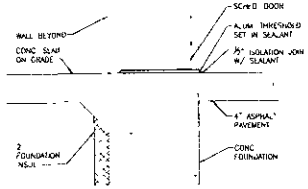

A3 THRESHOLD DETAIL
SCALE 1 1/2" = 1'-0"

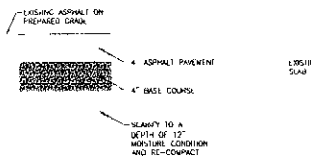

A4 ASPHALT DETAIL
SCALE 1 1/2" = 1'-0"

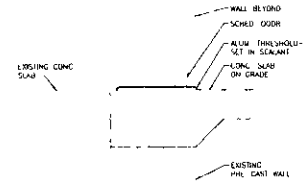

A5 THRESHOLD DETAIL
SCALE 1 1/2" = 1'-0"

UPPER DECK ARCHITECTS, INC.
1301 W. OMAHA ST., SUITE 212
RAPID CITY, SD 57701
PH. 605 721-0237
FAX 605 721-0240

REGISTERED ARCHITECT

NO	DESCRIPTION	DATE
01	CONSTRUCTION REVISIONS	01/18/10

All Drawings & Written Information appearing within Shall Remain the Property of Upper Deck Architects, Inc. Whether Patented or Not. Ownership Rights Are Hereby Expressly Reserved. Ideas Within Shall Not Be Used Without Written Consent Of Upper Deck Architects, Inc.

CONSULTANTS

WDT Industrial Electronics Addition
Rapid City, South Dakota

PROJECT NUMBER	09107
DRAWN BY	TLB
CHECK BY	KB
SHEET TITLE	ELEVATIONS & DETAILS

A-103