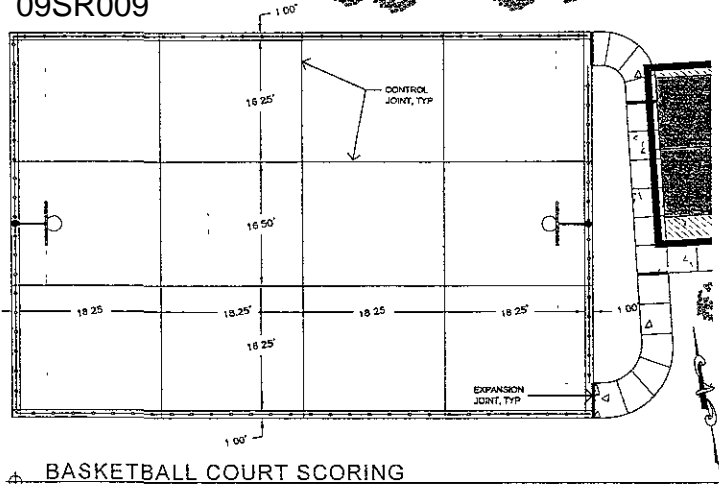
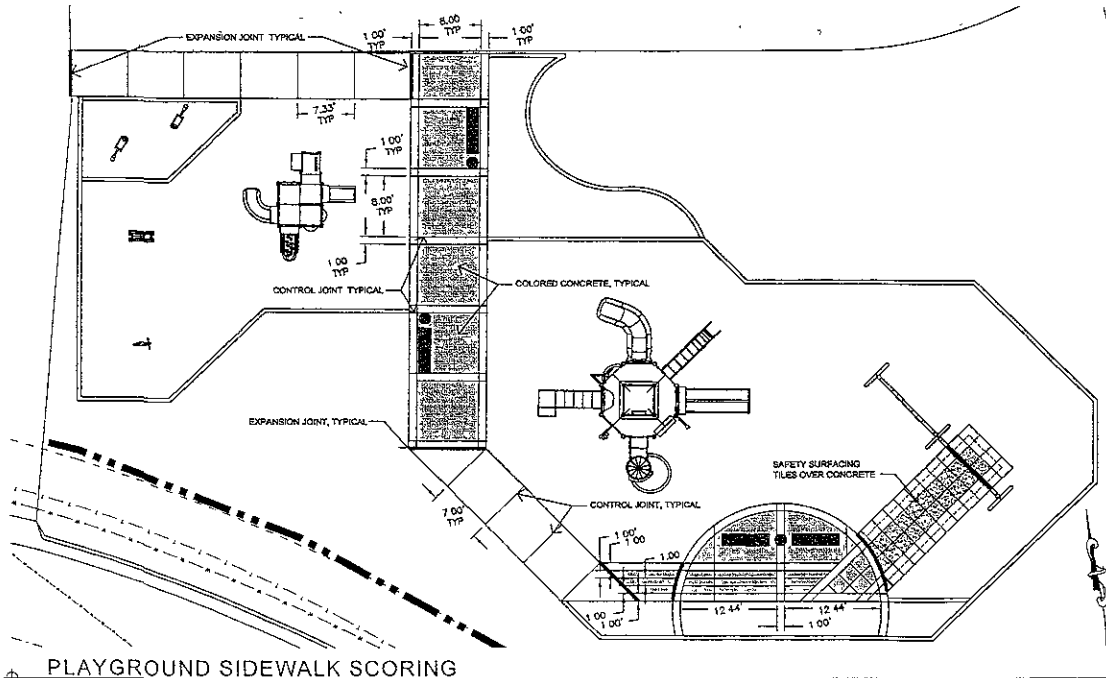


09SR009




BASKETBALL COURT SCORING

SCALE 1"=8'



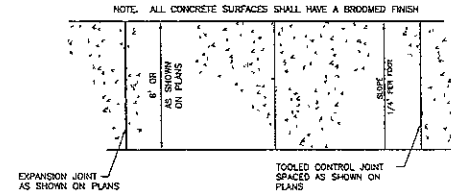
PLAYGROUND SIDEWALK SCORING

SCALE 1"=8'



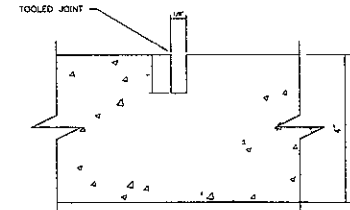
SIDEWALK WITH COLOR CONCRETE

NTS



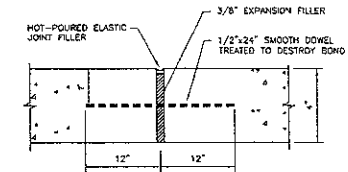
TYPICAL SIDEWALK

NTS



CONTROL JOINT

NTS



EXPANSION JOINT

NTS



CITY OF RAPID CITY
LANDSCAPE ARCHITECTURE
PARKS & RECREATION

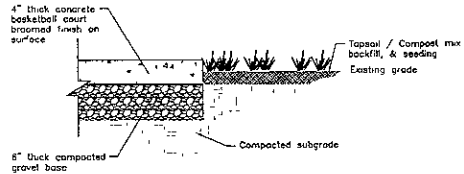
PRELIMINARY - NOT FOR CONSTRUCTION

Designed By	REB	Drawn By	REB
Checked By	REB	Print Date	11/27/08
Date	08/20/08	Internal Job No.	PR08-004
Approved By	RG/REB	Survey Date	11/13/08

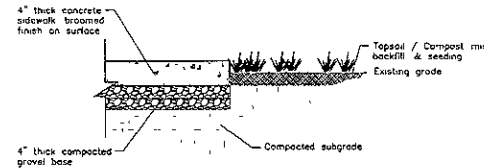
Wilderness Park
Playground Renovation

Sheet Title
SITE DETAILS
Sheet No.
DTL1 of 15

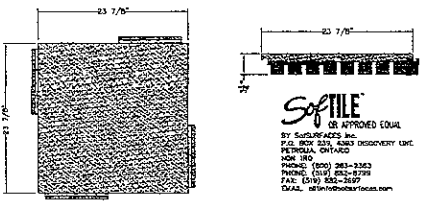
THICKNESS	CRITICAL FALL HEIGHT (FT)	
	WITH 10 YEAR PERFORMANCE WARRANTY PLUS SERIES	WITH 10 YEAR PERFORMANCE WARRANTY PREMIUM SERIES (EPOXY)
1.75"	3.0	3.0
2.00"	4.0	4.0
2.25"	5.0	5.0
2.50"	6.0	6.0
2.75"	7.0	7.0
3.25"	8.0	8.0
3.50"	9.0	9.0
3.75"	10.0	10.0



BASKETBALL COURT PAVING DETAIL
NTS



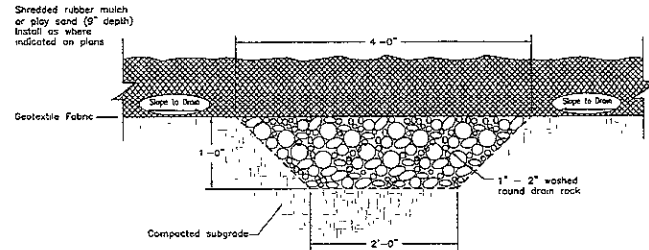
TYPICAL SIDEWALK CROSS-SECTION
NTS



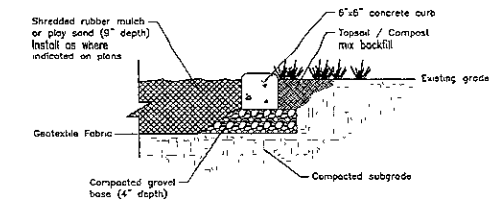
SoftILE
OR APPROVED EQUAL
BY SURFACES INC.
P.O. BOX 553, 6400 UNIVERSITY CRT.
PETROLIA, ONTARIO
CAN. M5G
PHONE: (905) 263-2363
FAX: (905) 263-2798
FAX: (519) 882-3597
EMAIL: soft@surfaces.com

* SoftILE is Manufactured to be 24" x24" with a Tolerance of +/-1/8". Due to Heat Related Expansion and Contraction of Rubber Products.

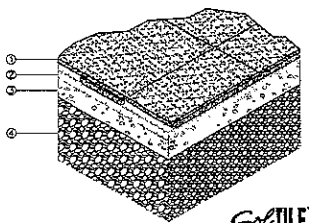
SAFETY SURFACING
NTS



PLAYGROUND DRAINAGE - FRENCH DRAIN
NTS

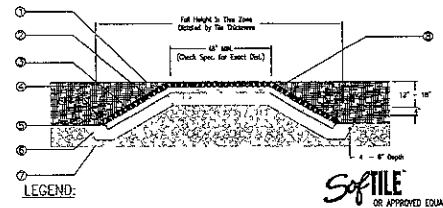


EDGING DETAIL
NTS



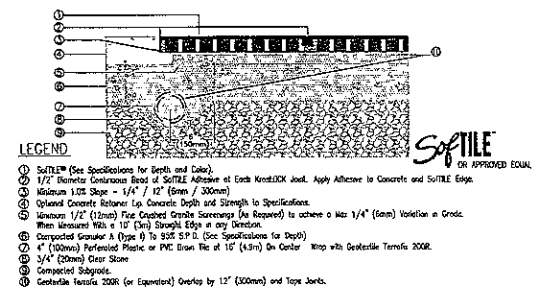
- LEGEND:**
- SoftILE® (See Specifications for Depth and Color)
 - Concrete Depth and Strength to Specifications
 - Compacted Granular A (Type II) to 95K S.P.D. (See Specifications for Depth)
 - Compacted Subgrade

SAFETY SURFACING CROSS SECTION
NTS



- LEGEND:**
- Engineered Wood Fiber or Approved Alternative Loose Fill Surface
 - 1/2" (12mm) Diameter Continuous Bead of SoftILE® Adhesive at Each Knot/Joint
 - SoftILE® (See Specifications for Thickness and Color)
 - Apply SoftILE® Adhesive to Entire Base Surface Prior to Installing Tiles With a 3/8" Notched Trowel (on sloped area only)
 - 3,000 (75mm) Concrete Base, Concrete to Have Minimum 2000 PSI (13.8 MPa) Compressive Strength After 21 Days
 - Compacted Granular B Type I (SP5)
 - Compacted Subgrade
 - Tile to be Secured with Weight at Transition Until Adhesive Cures - Min 24hrs.

TILE SURFACING TRANSITION TO LOOSE FILL SURFACE
NTS



- LEGEND:**
- SoftILE® (See Specifications for Depth and Color)
 - 1/2" Diameter Continuous Bead of SoftILE Adhesive at Each Knot/Joint. Apply Adhesive to Concrete and SoftILE Edge
 - Minimum 1:12 Slope = 1/4" / 12" (Every 300mm)
 - Optional Concrete Retainer Lip, Concrete Depth and Strength to Specifications.
 - Minimum 1/2" (12mm) Fine Crushed Granite Screenings (As Required) to achieve a Min 1/4" (6mm) Voidless in Grade. When Installed Min = 10" (250) Strength Edge at any Junction
 - Compacted Granular A (Type II) to 95K S.P.D. (See Specifications for Depth)
 - 4" (100mm) Perforated Plastic or PVC Drain Tile at 10' (3.0m) On Center Wrap with Geotextile TerraFib 200R
 - 3/4" (20mm) Clear Stone
 - Compacted Subgrade
 - Geotextile TerraFib 200R (or Equivalent) Overlap by 12" (300mm) and Tape Joints.

- NOTES:**
- Encure subsoil drains towards perforated drain tile
 - Install perforated drain tile at 15' (4.5m) on center as well as around the perimeter of the SoftILE® installation. Drain fits recessed storm collection system
 - Back fill around perforated drain tile with 3/4" (20mm) clear stone to 5' (1500mm) radius around drain tile. Wrap with Geotextile TerraFib 200R to prevent clogging.

SAFETY SURFACING / CONCRETE EDGE
NTS



CITY of RAPID CITY
LANDSCAPE ARCHITECTURE

PRELIMINARY - NOT FOR CONSTRUCTION

Designed by	Drawn by
RLM	RLM
Checked by	Print Date
Col: 2008	11 21 08
Sheet No/Total	PROJ#
09SR009/004	09SR009
Submitted to	Survey Date
R/C/R/L	11 13 08
Approved	

Wilderness Park
Playground Renovation

SHEET NO.
SITE DETAILS

Jan. 25, 2009 - 9:43am - G:\Landscape Architecture\Projects\09SR009 - Wilderness Park Playground\09SR009 - 004 - Wildness Park Playground\09SR009 - 004 - 22 - 09.dwg

