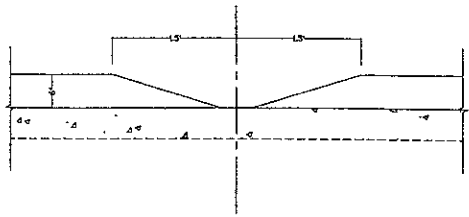
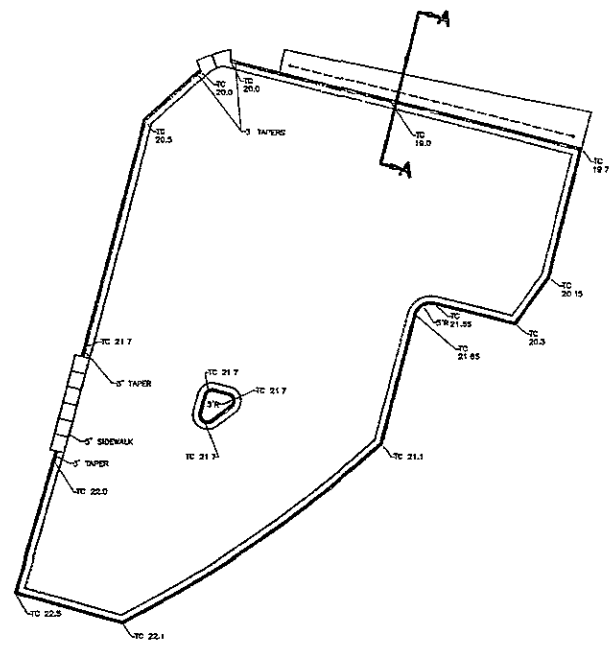
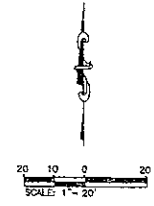


SECTION A-A



CURB DRAIN ELEVATION VIEW



CITY OF RAPID CITY  
PUBLIC WORKS DEPARTMENT



Scale: 1" = 20'  
 Designed By: RKJ  
 Design Date: 1/22  
 Checked By: SMC

5th STREET PARKING

PARKING  
LOT  
LAYOUT