

# LOWRY LANE AND INTERSTATE 90 SANITARY SEWER MAIN

This is intended for general information only. It does not constitute a contract. The City of Rapid City does not warrant the suitability, accuracy, or completeness of the data or design. It is the responsibility of the engineer or architect to verify the accuracy of the data and design. The City of Rapid City is not responsible for any errors or omissions in this document. The City of Rapid City is not responsible for any damages or liabilities arising from the use of this document.

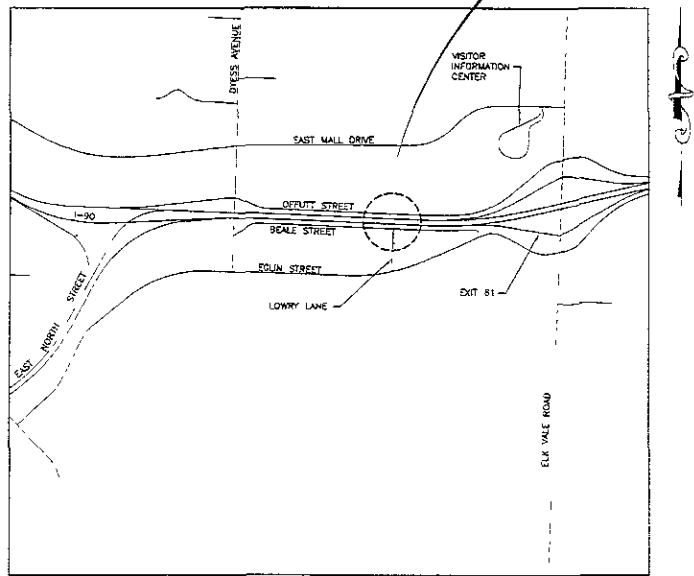
DREAM DESIGN  
INTERNATIONAL, INC.  
PROFESSIONAL STRUCTURAL & CIVIL ENGINEERING CONSULTANTS  
1000 W. 10th St., Suite 200, Rapid City, SD 57701  
Tel: 605-745-8800 Fax: 605-745-8801



Plan Set Number

PRELIMINARY  
FOR REVIEW ONLY

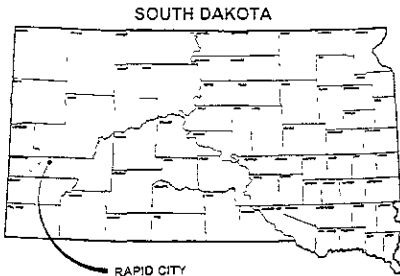
PROJECT  
LOCATION



PROJECT LOCATION MAP NOT TO SCALE

### INDEX OF SHEETS

- 1 COVER SHEET
- 2 18" SANITARY SEWER PLAN/PROFILE
- 3 MISCELLANEOUS DETAILS



RECEIVED

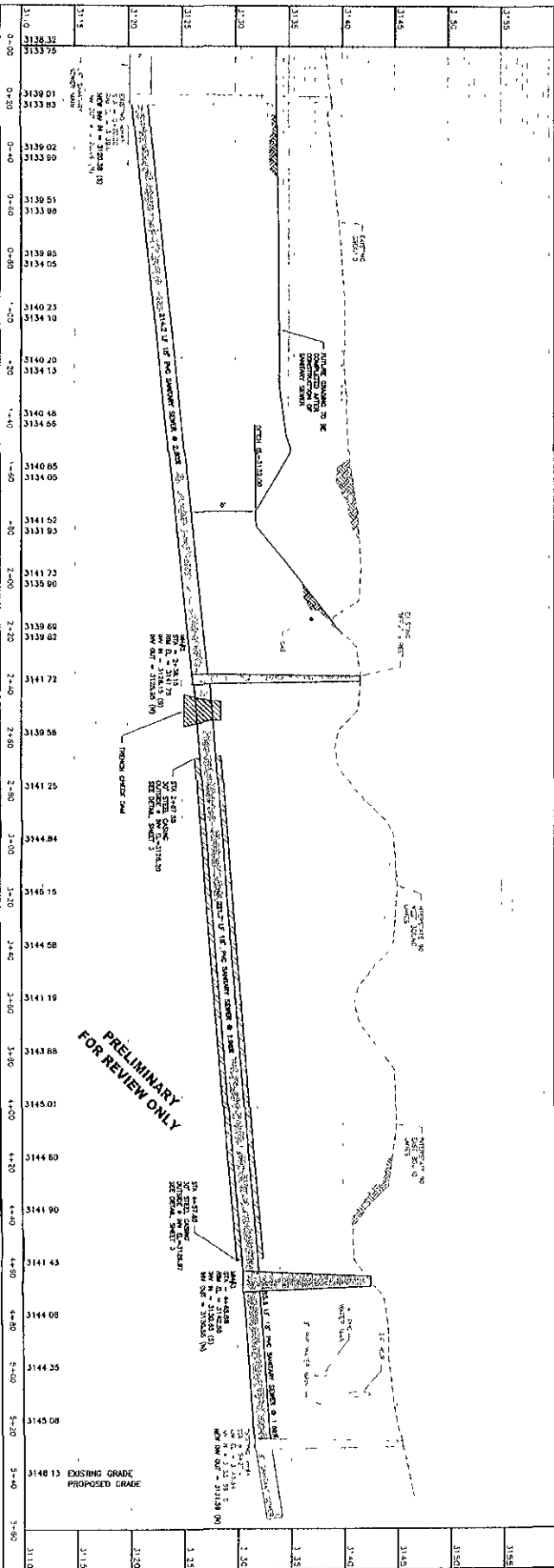
JAN 11 2007

PRELIMINARY  
FOR REVIEW ONLY

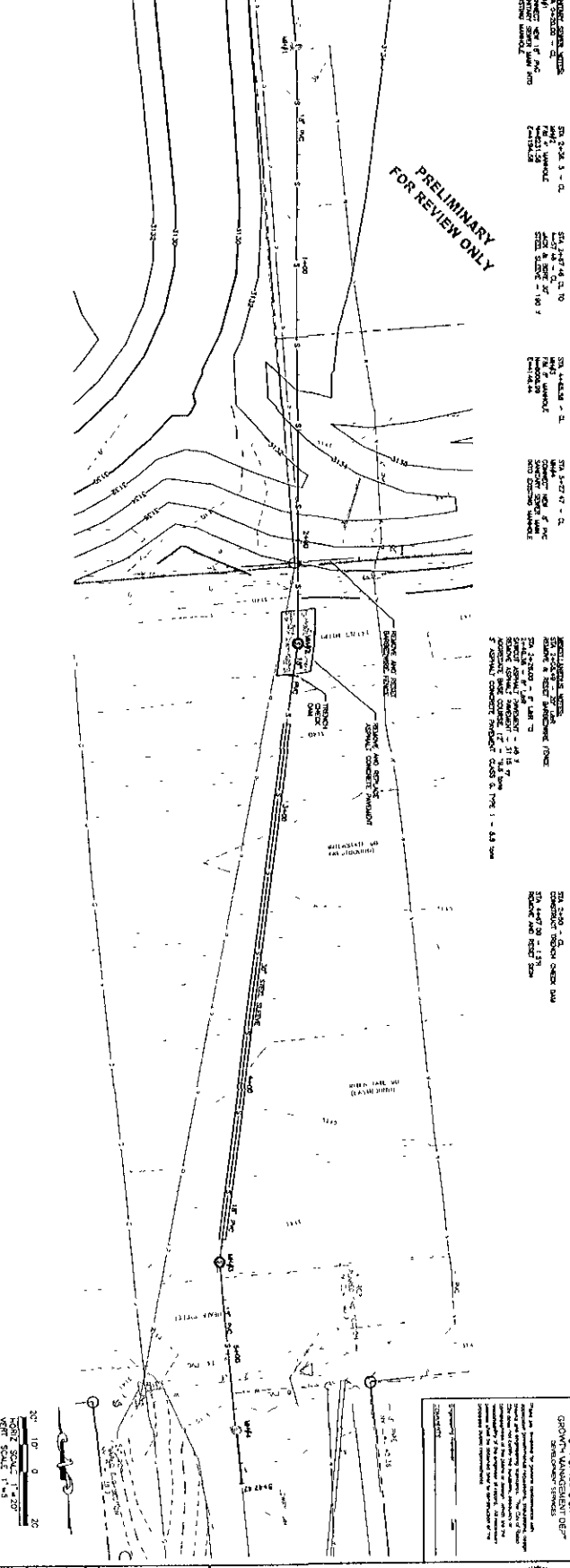
Rapid City  
Management Department

LOWRY LANE AND INTERSTATE 90  
SANITARY SEWER MAIN

ONE CALL  
BEFORE DIGGING  
-800-781-7474



07SR001



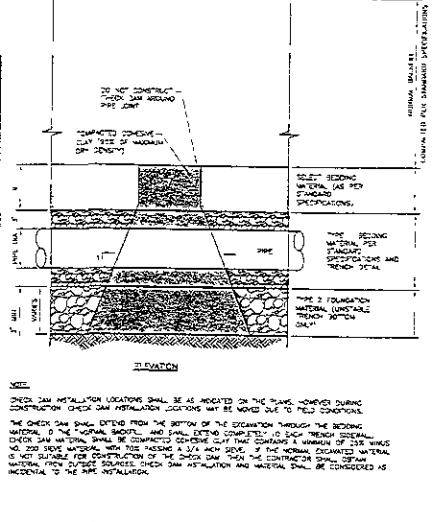
PROJECT: 07SR001  
 SHEET: 2 OF 3  
 DATE: 11/11/11  
 DRAWN BY: J. L. BROWN  
 CHECKED BY: J. L. BROWN  
 APPROVED BY: J. L. BROWN  
 PROJECT LOCATION: 1/4 SECTION 36, T12N, R10E, S12E, DISTRICT 1, MISSOURI  
 PROJECT DESCRIPTION: SANITARY SEWER MAIN  
 SCALE: 1" = 40'  
 DATE: 11/11/11

LOWRY LANE AND INTERSTATE 90  
SANITARY SEWER MAIN

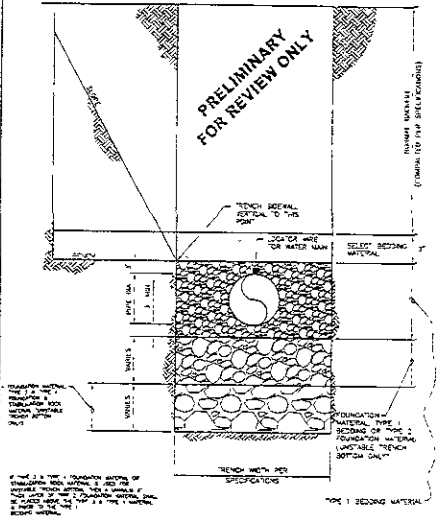
**DREAM DESIGN INTERNATIONAL, INC.**  
 PROFESSIONAL STRUCTURAL & CIVIL ENGINEERING CONSULTANTS  
 150 KANSAS CITY ST., SUITE 4, RAPID CITY, SD 57701  
 PH 605-342-0034 FAX 605-342-0035 EMAIL: engineer@dream-design.com



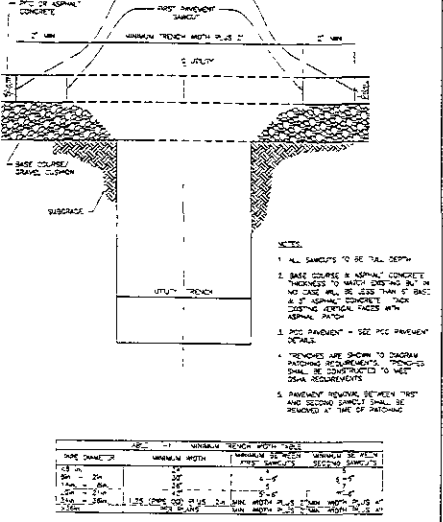
1/4" SANITARY SEWER  
 PLAN & PROFILE  
 STA 0+00 TO 5+47.47  
 2 of 3



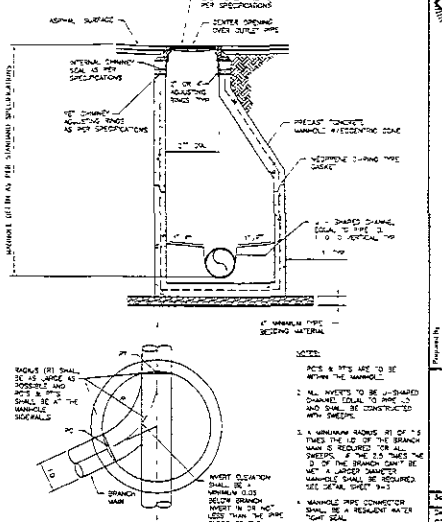
TYPICAL TRENCH CHECK DAM DETAIL FOR WATER & SEWER MAINS  
DATE: 11-22-03  
SHEET: 11-2  
PUBLIC WORKS DEPARTMENT



TRENCH DETAIL FOR WATER & SEWER MAIN  
DATE: 11-20-03  
SHEET: 11-3  
PUBLIC WORKS DEPARTMENT



UTILITY TRENCH PATCH DETAIL  
DATE: 11-20-03  
SHEET: 41-1  
PUBLIC WORKS DEPARTMENT

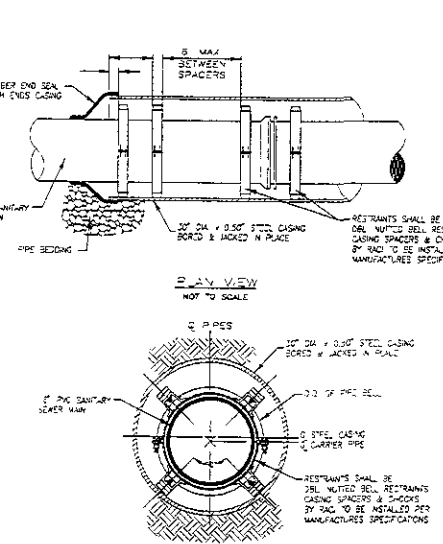


STANDARD MANHOLE DETAIL WITH MONOLITHIC BASE (48" & 60")  
DATE: 11-20-03  
SHEET: 9-1  
PUBLIC WORKS DEPARTMENT

OUTLET PIPE DIA. 1/2" MIN. PER DIA.	MIN. ANGLE 4" IN DEGREE	MIN. DIA. 1/2" PER DIA.
8"	8"	80"
9"	9"	81"
10"	10"	82"
12"	12"	84"
14"	14"	86"
16"	16"	88"
18"	18"	90"
20"	20"	92"
24"	24"	96"

NOTE: ANGLES LESS THAN 90°

MINIMUM INVERT ANGLES FOR SANITARY MANHOLES  
DATE: 11-23-03  
SHEET: 9-3  
PUBLIC WORKS DEPARTMENT



30" STEEL PIPE CASING - 18" SANITARY SEWER MAIN  
DATE: 11-23-03  
SHEET: 11-4  
PUBLIC WORKS DEPARTMENT



DREAM DESIGN INTERNATIONAL, INC.  
PROFESSIONAL STRUCTURAL & CIVIL ENGINEERING CONSULTANTS  
100 EAST 10TH ST. SUITE 1000 DENVER, CO 80202  
TEL: 303-733-0000 FAX: 303-733-0001

Scale: AS NOTED  
Drawing Date: 11-23-03  
Revision Date: 11-23-03  
Sheet No: 11-4  
Project No: 06-0437  
Drawing Title: 30" STEEL PIPE CASING - 18" SANITARY SEWER MAIN

LOWRY LANE AND INTERSTATE 90  
SANITARY SEWER MAIN  
MISCELLANEOUS  
DETAILS