







RECEIVED
APR 27 2006

SOUTH TERRACE

LEGEND:
TOTAL DEVELOPMENT AREA = 160 ACRES
2.1 DWELLING UNITS PER ACRE

-  = PROPOSED STREETS
-  = L.D.R. 298 LOTS @ 140.6± ACRES
-  = FUTURE 19.4± ACRES
-  = GREEN SPACE
-  = DETENTION AREA
-  = 8' WIDE TRAIL/PLAY AREA

Rapid Growth
Management Department

PRELIMINARY

PROJECT NO: 05-0391
DATE: April 28, 2006
SHEET 1 of 1



D.D.I.
DREAM DESIGN INTERNATIONAL, INC.
PROFESSIONAL STRUCTURAL & CIVIL ENGINEERING CONSULTANTS
518 KANSAS CITY ST., SUITE 4, RAPID CITY, SD 57701
PH: 605-348-0638 FAX: 605-348-0543 EMAIL: engneers@dreamdesigninc.com