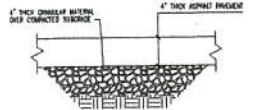
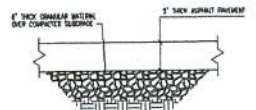


PARKING

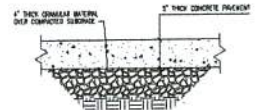
PRESCHOOL AND GRADE SCHOOL - 1.40 PER EMPLOYEE / STAFF	= 105.00 SPACES
MEDICAL CLINIC OFFICE - 4 PER 1000 SF	= 11.40 SPACES
LIBRARY - 2.2 PER 1000 SF	= 13.94 SPACES
TOTAL HANDICAP SPACES REQUIRED	= 5 SPACES
TOTAL HANDICAP PARKING SPACES ACQUIRED	= 5 SPACES
TOTAL PARKING SPACES REQUIRED	= 130.34 SPACES
TOTAL PARKING SPACES ACQUIRED (INCLUDES HANDICAP SPACES)	= 149.00 SPACES



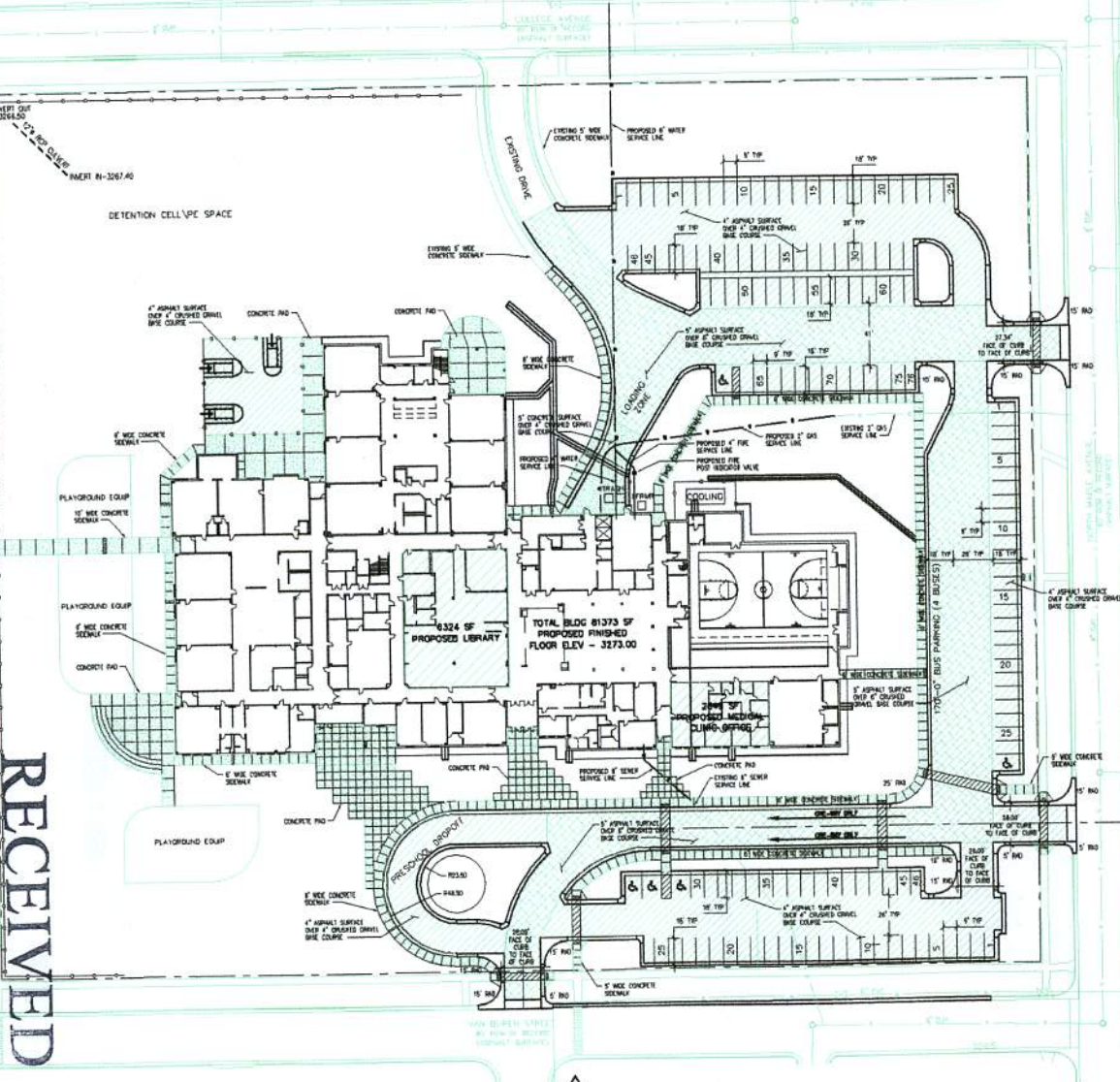
TYPICAL ASPHALT PAVEMENT DETAIL



TYPICAL TRUCK LANE ASPHALT PAVEMENT DETAIL



TYPICAL CONCRETE PAVEMENT DETAIL



SCHOOL LOT 582x680'
 OF BLOCK 12 OF MILLARD ADDITION
 OF SECTION 36, T2N, R7E, B1M
 RAPID CITY, PENNINGTON COUNTY
 SOUTH DAKOTA

**GENERAL BEADLE
 ELEMENTARY
 SCHOOL**
 RAPID CITY, SOUTH DAKOTA

**PROPOSED SITEPLAN
 FINAL**

PROJECT NO. 0600 DRAWING NO.

DATE: 1-10-06
 SCALE: 1"=30'-0"

C1.2

If this drawing is not 30" x 42" it is a reduced print.

RECEIVED
 JAN 12 2006
 Rapid City, South Dakota
 Management Center