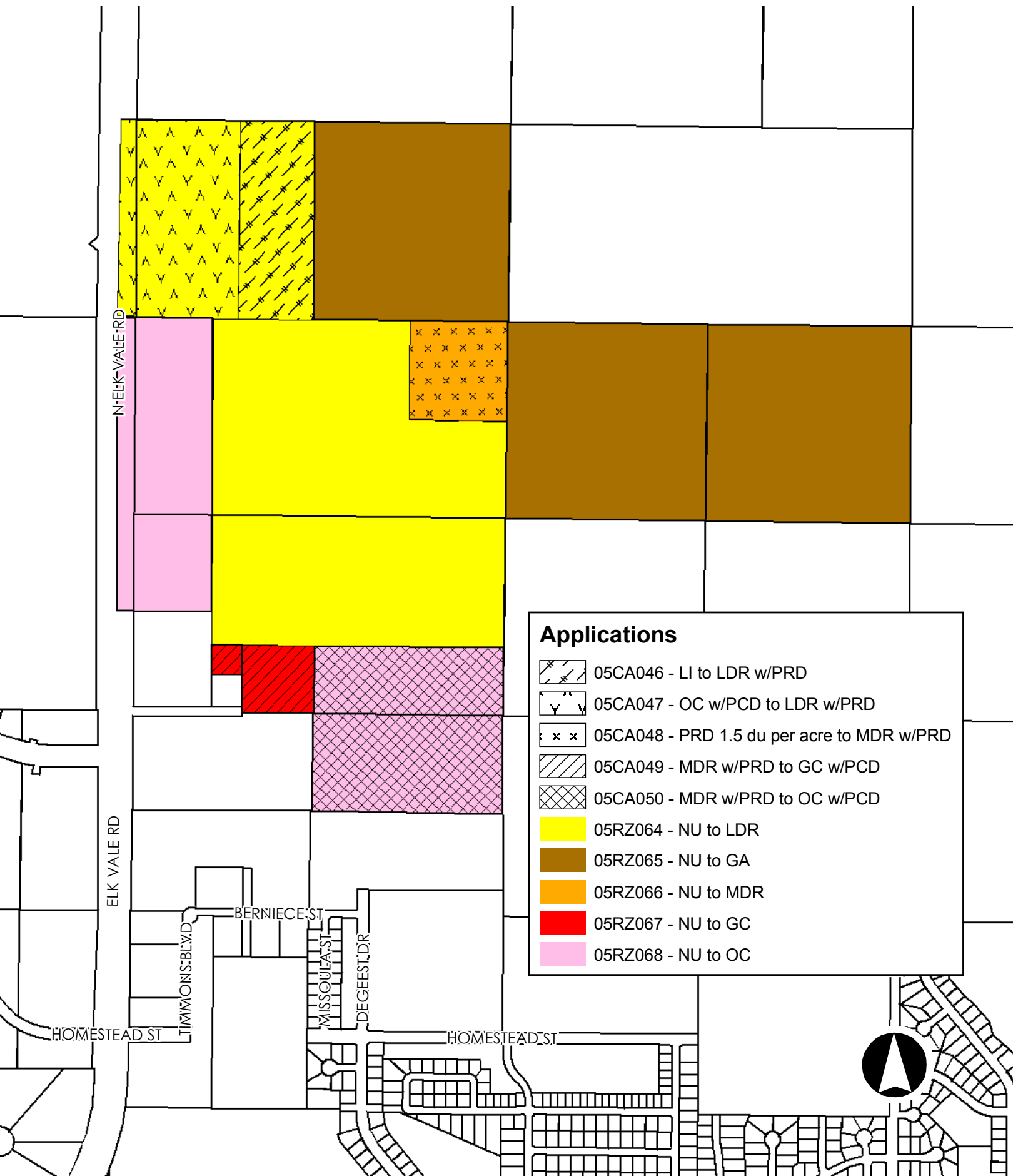












Elkvale Road Area

Comprehensive Plan Amendment and Rezoning applications



Applications

-  05CA046 - LI to LDR w/PRD
-  05CA047 - OC w/PCD to LDR w/PRD
-  05CA048 - PRD 1.5 du per acre to MDR w/PRD
-  05CA049 - MDR w/PRD to GC w/PCD
-  05CA050 - MDR w/PRD to OC w/PCD
-  05RZ064 - NU to LDR
-  05RZ065 - NU to GA
-  05RZ066 - NU to MDR
-  05RZ067 - NU to GC
-  05RZ068 - NU to OC

