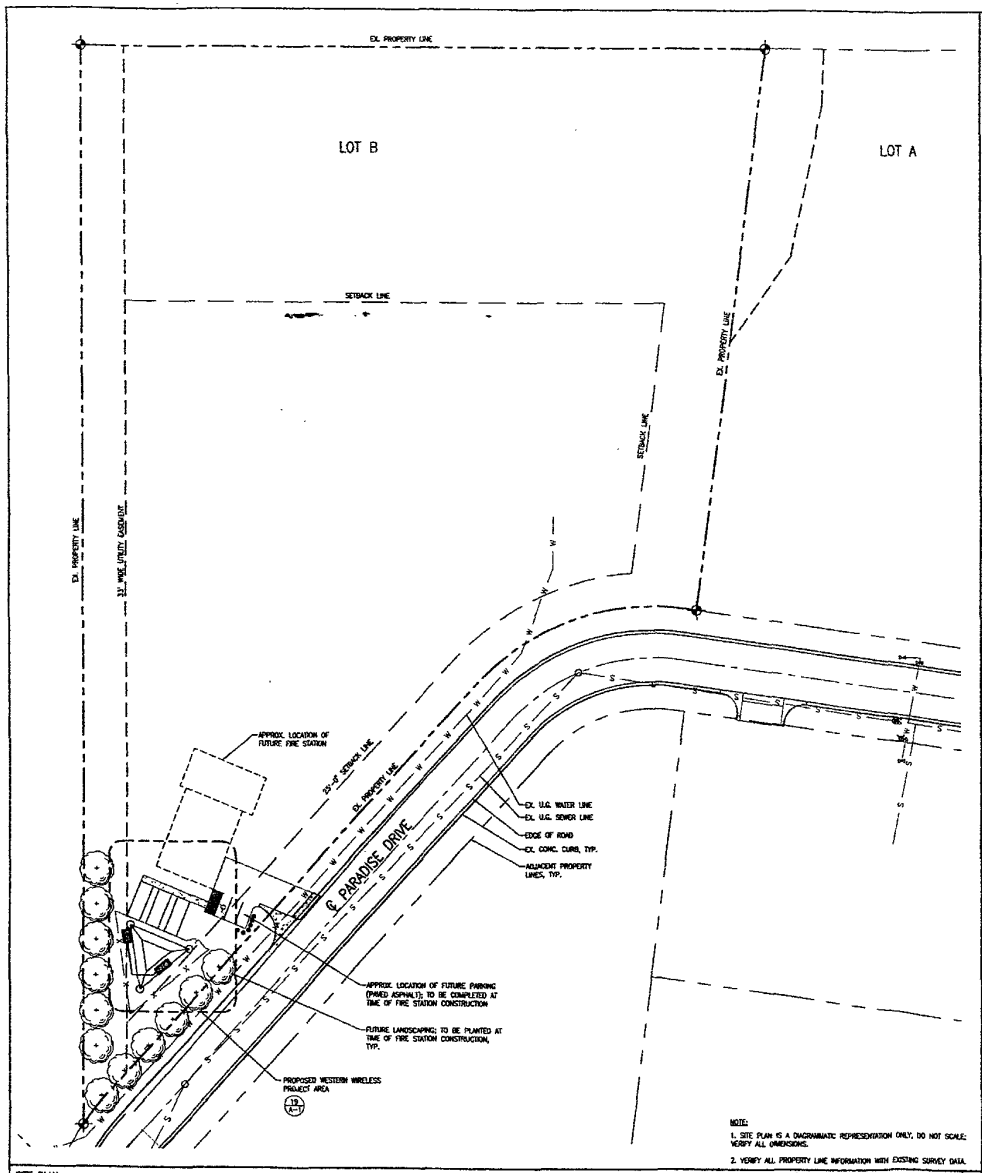

NOTE:
1. SITE PLAN IS A DIAGRAMMATIC REPRESENTATION ONLY. DO NOT SCALE; VERIFY ALL DIMENSIONS.
2. VERIFY ALL PROPERTY LINE INFORMATION WITH EXISTING SURVEY DATA.

SITE PLAN — SCALE: 1" = 40'-0" — 12

!	DESCRIPTION	SEE REFERENCE
A17	PROPOSED WESTERN WIRELESS PAD-MOUNTED GENERATOR	20
A18	PROPOSED WESTERN WIRELESS PAD-MOUNTED PROPANE TANK	20
U13	PROPOSED UNDERGROUND GAS LINE	

KEY NOTE LEGEND

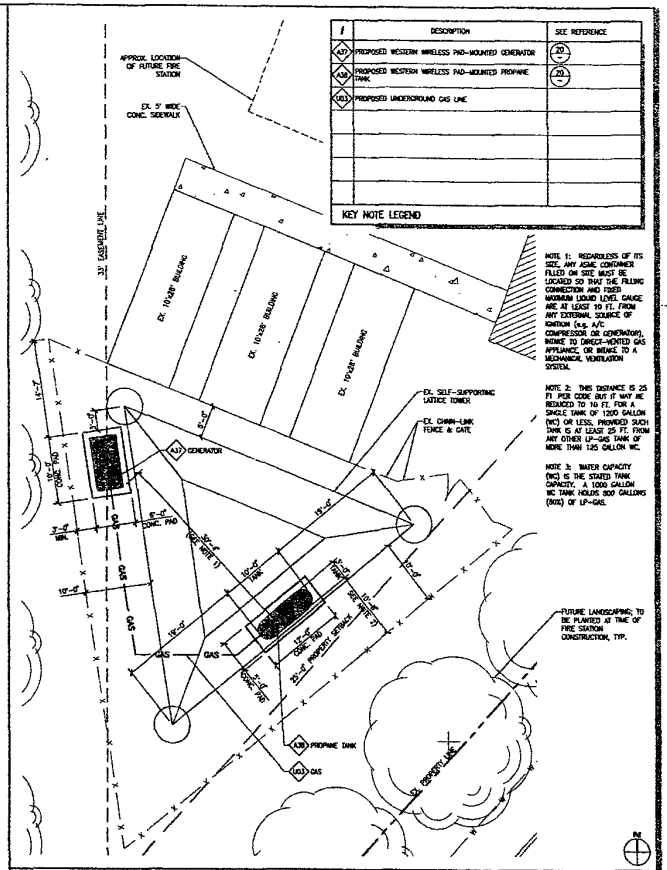

NOTE 1: REGARDLESS OF ITS SIZE, ANY ASME CONTAINER FILLED ON SITE MUST BE LOCATED SO THAT THE FILLING CONNECTION AND FIXED MAXIMUM LIQUID LEVEL GAUGE ARE AT LEAST 10 FT. FROM ANY EXTERNAL SOURCE OF IGNITION (e.g. A/C COMPRESSOR OR GENERATOR), INTAKE TO DIRECT-VENTED GAS APPLIANCE, OR INTAKE TO A MECHANICAL VENTILATION SYSTEM.

NOTE 2: THIS DISTANCE IS 25 FT. PER CODE BUT IT MAY BE REDUCED TO 10 FT. FOR A SINGLE TANK OF 1200 GALLON (WC) OR LESS, PROVIDED SUCH TANK IS AT LEAST 25 FT. FROM ANY OTHER LP-GAS TANK OF MORE THAN 125 GALLON WC.

NOTE 3: WATER CAPACITY (WC) IS THE STATED TANK CAPACITY. A 1000 GALLON WC TANK HOLDS 800 GALLONS (80%) OF LP-GAS.

ENLARGED SITE PLAN — SCALE: 1/8" = 1'-0" — 19

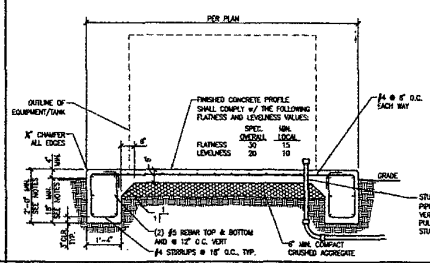

NOTES:
1. MIN. REBAR COVER 2" AT FORMED SURFACES & 3" AT UNFORMED SURFACES.
2. FOUNDATION TO BE 8" BELOW LOCAL FROSTLINE.
3. FROSTLINE DEPTH = 35"
(VERIFY WITH LOCAL AUTHORITIES)
4. CONCRETE STRENGTH f'_c = 3000 psi
5. REBAR GRADE 60 f_y = 60 ksi

GENERATOR / PROPANE TANK CONCRETE FOUNDATION SECTION — SCALE: 1/2" = 1'-0" — 20

western wireless

WESTERN WIRELESS
3650 131st AVENUE SE, #400
BELLEVUE, WASHINGTON 98006
PHONE (425) 586-8725
FAX (425) 586-8815

FD ARCHITECTS SEATTLE

THIS DRAWING IS COPYRIGHTED AND IS THE SOLE PROPERTY OF THE OWNER. IT IS PRODUCED SOLELY FOR USE BY THE OWNER AND ITS AFFILIATES. REPRODUCTION OR USE OF THIS DRAWING AND/OR THE INFORMATION CONTAINED IN IT IS FORBIDDEN WITHOUT THE WRITTEN PERMISSION OF THE OWNER.

RELEASE	
DATE	
25MAR03	REVISION 0

REVISIONS	
NO.	DATE
1	
2	
3	
4	

SITE NAME
FOREST PARK

SITE NUMBER

PSA JOB NUMBER: 203213
IN HOUSE: DRAWN BY: MST CHECKED BY: JS

SITE ADDRESS
SKYLINE TOWER
RAPID CITY, SD

SHEET TITLE
SITE PLAN
ENLARGED SITE PLAN
FOUNDATION DETAIL

SHEET NUMBER
A-1

PLOT SCALE: PAPER SIZE 24"x36"