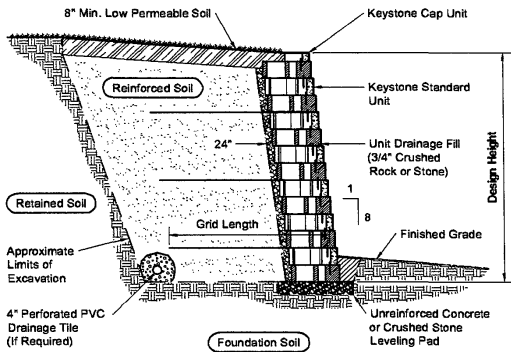
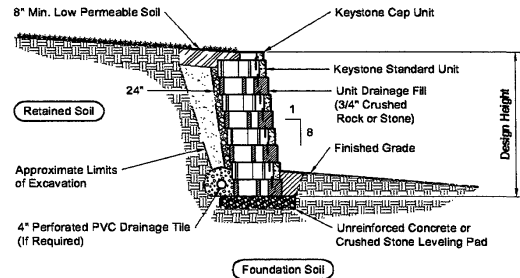


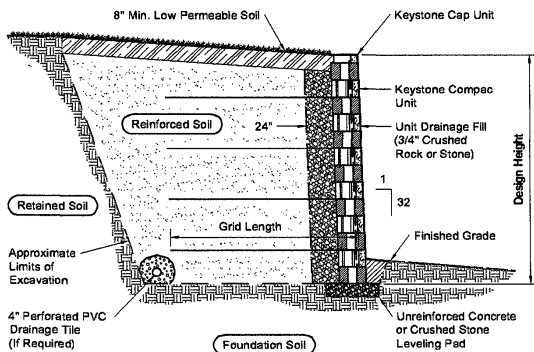
**Typical Reinforced Wall Section**  
Standard Unit - Near Vertical Setback



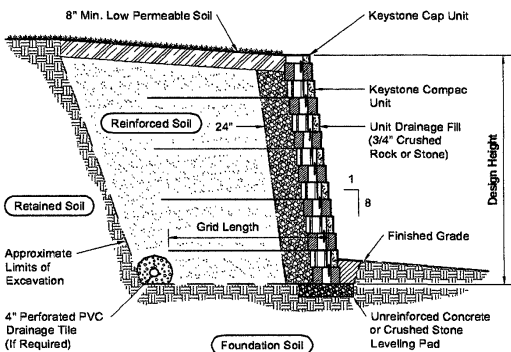
**Typical Reinforced Wall Section**  
Standard Unit - 1" Setback



**Typical Gravity Wall Section**  
Standard Unit - 1" Setback

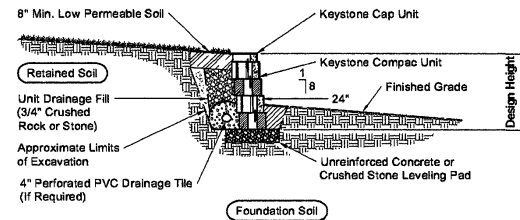


**Typical Reinforced Wall Section**  
Compac Unit - Near Vertical Setback



**Typical Reinforced Wall Section**  
Compac Unit - 1" Setback

**General Notes:**  
Wrap 4" Perforated PVC Drainage Tile in 3/4" Aggregate and Filter Fabric at Toe, if Required.



**Typical Gravity Wall Section**  
Compac Unit - 1" Setback

Copyright 2001 Keystone Retaining Wall Systems  
Design is for internal stability of the KEYSTONE wall structure only. External stability, including but not limited to foundation and slope stability is the responsibility of the Owner. The design is based on the assumption that the materials within the retained mass, methods of construction, and quality of materials conform to KEYSTONE's specification for this project.  
This drawing is being furnished for this specific project only. Any party accepting this document does so in confidence and agrees that it shall not be duplicated in whole or in part, nor disclosed to others without the consent of Keystone Retaining Wall Systems, Inc.

No.	Date	Revision	By



Designed By: RJM	Title: Typical Wall Section	Date: X00X000
Checked By: CDM	Project: Keystone Retaining Wall Systems Typical Wall Details	Project No: 05-000
Scale: No Scale		Drawing No: 1