

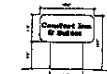
SIGNAGE PLAN
SCALE 1" = 40'-0"



SIGNAGE - MR-1




SIGNAGE - M-2



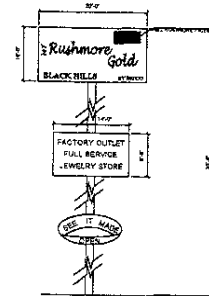
SIGNAGE - M-3



SIGNAGE - M-4
SIGNAGE - M-5



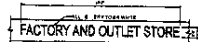
SIGNAGE - M-6



EXISTING SIGNAGE




SIGNAGE - M-7



SIGNAGE - M-8



SIGNAGE - M-9


D. J. Schaefer, Inc.
 1020 S. UNIVERSITY AVENUE, SUITE 100
 RICHMOND, MISSOURI 64119
 PHONE: 616-233-2200 FAX: 616-233-2201

PROJECT TITLE:
 COMFORT INN & SUITES
 RAPID CITY, SOUTH DAKOTA

SHEET TITLE:
 LANDSCAPE PLAN

DATE: 5/26/01
 DN BY: DWYTH
 CK BY:
 REV: 5/26/01
SCALE:
 1" = 40'-0"

SHEET:
 L-1