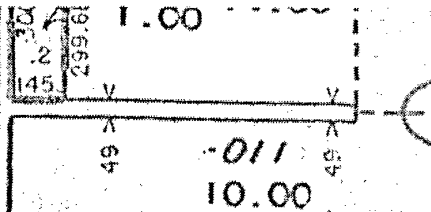


01PD029

AVE.



"C"
NEVA

200



"D"

"D"

"E"

"F"

WAY

"D"

2597.87

50

Detail C. 21-G

"K"

TR. 1

-001
109.72

400

260.59

632.55
230.86

50

66

14310

550.95

79


208.7

1327
PAR. AR
-002
29.52

TR. 2

1105.67

-003
12.04



125

985.42

RAPID

CORP. LINE


-003
40.00

CORP.

LINE

Detail F. 21-G

"S"
B-001
1.82



-005
109.66

MARCH

AVE.