



# SF 424

The SF 424 is part of the CPMP Annual Action Plan. SF 424 form fields are included in this document. Grantee information is linked from the 1CPMP.xls document of the CPMP tool.

## SF 424

Complete the fillable fields (blue cells) in the table below. The other items are pre-filled with values from the Grantee Information Worksheet.

Date Submitted	Applicant Identifier	Type of Submission	
Date Received by state	State Identifier	Application	Pre-application
Date Received by HUD	Federal Identifier	<input type="checkbox"/> Construction	<input type="checkbox"/> Construction
		<input checked="" type="checkbox"/> Non Construction	<input type="checkbox"/> Non Construction
<b>Applicant Information</b>			
Jurisdiction	SD461392 RAPID CITY		
City of Rapid City	DUNS # - 057222119		
300 Sixth Street	City of Rapid City		
Rapid City	South Dakota	Department - City Attorney	
57701	Country U.S.A.	Division - Community Development	
Employer Identification Number (EIN):		Pennington County	
46-6000380		Program Year Start Date (04/01)	
Applicant Type:		Specify Other Type if necessary:	
Local Government: City		Specify Other Type	
<b>Program Funding</b>		U.S. Department of Housing and Urban Development	
Catalogue of Federal Domestic Assistance Numbers; Descriptive Title of Applicant Project(s); Areas Affected by Project(s) (cities, Counties, localities etc.); Estimated Funding			
Community Development Block Grant		14.218 Entitlement Grant	
Property acquisition; acquisition rehabilitation; acquisition costs assistance for low income homebuyers; public facilities and improvements, infrastructure, construction, and public services that benefit low income persons and households.		Rapid City, Pennington County, South Dakota	
\$507,911	\$ included in other categories - Other HUD Funds	Supportive Housing, HOME, & TCUP	
\$15,114,938 Other Federal Funds		\$2,040,092 State Funds	
\$750,655 Local Funds & \$486,484 United Way Funds		\$3,548,187 - Private Donations	
\$2,612,882 Fee Income & \$1,378,147 Bonds		Other (Describe) - \$144,925 In-Kind Donations	
Total Funds Leveraged for CDBG-based Project(s) - \$36,538,115			
<b>Home Investment Partnerships Program</b>		14.239 HOME	
HOME Project Titles		Description of Areas Affected by HOME Project(s)	
\$HOME Grant Amount	\$Additional HUD Grant(s) Leveraged	Describe	
\$Additional Federal Funds Leveraged		\$Additional State Funds Leveraged	

\$Locally Leveraged Funds		\$Grantee Funds Leveraged	
\$Anticipated Program Income		Other (Describe)	
Total Funds Leveraged for HOME-based Project(s)			
<b>Housing Opportunities for People with AIDS</b>		14.241 HOPWA	
HOPWA Project Titles		Description of Areas Affected by HOPWA Project(s)	
\$HOPWA Grant Amount	\$Additional HUD Grant(s) Leveraged	Describe	
\$Additional Federal Funds Leveraged		\$Additional State Funds Leveraged	
\$Locally Leveraged Funds		\$Grantee Funds Leveraged	
\$Anticipated Program Income		Other (Describe)	
Total Funds Leveraged for HOPWA-based Project(s)			
<b>Emergency Shelter Grants Program</b>		14.231 ESG	
ESG Project Titles		Description of Areas Affected by ESG Project(s)	
\$ESG Grant Amount	\$Additional HUD Grant(s) Leveraged	Describe	
\$Additional Federal Funds Leveraged		\$Additional State Funds Leveraged	
\$Locally Leveraged Funds		\$Grantee Funds Leveraged	
\$Anticipated Program Income		Other (Describe)	
Total Funds Leveraged for ESG-based Project(s)			
Congressional Districts of:		Is application subject to review by state Executive Order 12372 Process?	
1	1		
Is the applicant delinquent on any federal debt? If "Yes" please include an additional document explaining the situation.		<input type="checkbox"/> Yes	This application was made available to the state EO 12372 process for review on DATE
		<input checked="" type="checkbox"/> No	Program is not covered by EO 12372
<input type="checkbox"/> Yes	<input checked="" type="checkbox"/> No	<input type="checkbox"/> N/A	Program has not been selected by the state for review

Person to be contacted regarding this application		
Barbara	K.	Garcia
Community Development Spec.	Phone - 605-394-4181	Fax - 605-394-6636
eMail-Barbara.Garcia@rcgov.org	www.rcgov.org	Other Contact - Jason Green
Signature of Authorized Representative		Date Signed



# Fourth Program Year CAPER

The CPMP Fourth Consolidated Annual Performance and Evaluation Report includes Narrative Responses to CAPER questions that CDBG, HOME, HOPWA, and ESG grantees must respond to each year in order to be compliant with the Consolidated Planning Regulations. The Executive Summary narratives are optional.

The grantee must submit an updated Financial Summary Report (PR26).



## INTRODUCTION

---

This report highlights the progress that the City of Rapid City made in FY 2006 in implementing and achieving the goals of the City's Strategic Five Year Consolidated Plan. This report covers the fiscal year time period of April 1, 2006 to March 31, 2007. Activities discussed in this report include those implemented by the City of Rapid City Community Development Department and non-profit Sub-grantee agencies awarded funds by the City Council.

Applications are solicited from the Community and are accepted in the Community Development Division office up to October 15<sup>th</sup> of each year. The City Subsidy Committee will meet in November to review applications and will forward their funding recommendations to the City Council. Funding awards are announced in January and HUD usually releases the funding by June 15.

A training session for CDBG applicants is held in August of each year to review eligible activities, review criteria, HUD requirements for program delivery and City requirements for disbursements, reporting and audits.

## SUMMARY OF RESOURCES

---

Community development activities are carried out by the Community Development Division, under the supervision of the City Attorney's Office of the City of Rapid City. The administrative costs for supporting these activities are funded with HUD grant dollars and program income.

The funds used for this program consisted of:

Community Development Block Grant Funds	\$507,911.00
Program Income:	
City Neighborhood Restoration Program loan payments	\$28,834.31
Land Lease payments from City owned property	\$2,284.44
Loan Payments from Landslide Loans	\$2,713.56
Program Income from Environmental Reviews & Reimbursements	<u>\$2,518.41</u>
<b>Total Funds Available for FY 2006 were</b>	<b>\$544,261.72</b>

**ACTIVITY SUMMARY FOR FY 2006  
COMMUNITY DEVELOPMENT BLOCK GRANT PROGRAM  
APRIL 1, 2006 THROUGH MARCH 31, 2007**

**Funds Carried Forward from FY 2005**

Entitlement funds allocated to activities	\$ 477,740.13		
Program Income not allocated	\$ 15,819.47		
Revolving Loan Income	\$ 34,557.69	\$ 528,117.29	
<b>Total Carried Forward from FY 2005</b>			<u>\$ 528,117.29</u>

Entitlement Grant Received for FY 2006			<u>\$ 507,911.00</u>
--	--	--	----------------------

Funds Available for Expenditure at Start of FY 2006			<u>\$ 1,036,028.29</u>
---	--	--	------------------------

Sub-Recipient Program Income Carried Forward to FY 2006			<u>\$ 11,900.35</u>
---	--	--	---------------------

<b>TOTAL FUNDS AVAILABLE FOR EXPENDITURE AT START OF FY 2006</b>			<u><b>\$ 1,047,928.64</b></u>
--	--	--	-------------------------------

**Program Income Earned in FY 2006**

Environmental Review Fees/Admin Reimbursement	\$ 2,518.41		
Program Income - Landslide Loans	\$ 2,713.56		
Program Income - Land Leases	\$ 2,284.44	\$ 7,516.41	

Program Income - Revolving Loans (Rehab)	\$ 28,834.31	\$ 28,834.31	
<b>Total Program Income Earned in FY 2006</b>			<u>\$ 36,350.72</u>

Program Income Earned by Sub-Recipients in FY 2006			<u>\$ 51,870.00</u>
--	--	--	---------------------

Funds Returned			<u>\$ -</u>
----------------	--	--	-------------

<b>Total Program Income Earned in FY 2006</b>			<u><b>\$ 88,220.72</b></u>
---	--	--	----------------------------

<b>TOTAL FUNDS AVAILABLE FOR DISBURSAL IN FY 2006</b>			<b>\$ 1,136,149.36</b>
---	--	--	------------------------

**Expenditures**

Program Funds Expended	\$ (590,659.80)		
Sub-recipient Program Income Expended	\$ (23,379.03)		
<b>Total Funds Expended in FY 2006</b>			<u>\$ (614,038.83)</u>

Program Income Expenditures not recorded from previous years			<u>\$ (23,541.31)</u>
--	--	--	-----------------------

<b>TOTAL EXPENDITURES FOR FY 2006</b>			<b>\$ (637,580.14)</b>
---------------------------------------	--	--	------------------------

**TOTAL PROGRAM INCOME CARRIED FORWARD BY SUB-GRANTEES**

Rapid City Community Development Corporation	\$ 40,391.32		
--	--------------	--	--

<b>FUNDS REMAINING AT END OF FY 2006 AND CARRIED FORWARD TO FY 2007</b>			<b>\$ 498,569.22</b>
---	--	--	----------------------

**TOTAL PROGRAM INCOME FUNDS HELD BY SUB-RECIPIENTS**

<b>FY 2005 Funds Carried Forward</b>			
<b>Teton Coalition</b>	<u>\$ 11,900.35</u>		<u>\$ 11,900.35</u>
<b>FY 2006 Activity</b>			
<b>Teton Coalition, Inc.</b>			
Draws	<u>\$ (11,900.00)</u>		<u>\$ (11,900.00)</u>
<b>Teton Balance Remaining</b>			<u><u>\$ 0.35</u></u>
<b>Rapid City Community Development Corporation</b>			
Program Income Received	\$ 2,170.00		
	\$ 13,200.00		
	\$ 26,500.00		
	<u>\$ 10,000.00</u>	<u>\$ 51,870.00</u>	<u>\$ 51,870.00</u>
Program Income Draws	\$ (105.00)		
	\$ (525.00)		
	\$ (857.03)		
	\$ (411.25)		
	\$ (420.00)		
	\$ (45.00)		
	\$ (4,690.50)		
	\$ (78.75)		
	\$ (455.00)		
	\$ (3,124.00)		
	\$ (15.00)		
	\$ (577.50)		
	<u>\$ (175.00)</u>	<u>\$ (11,479.03)</u>	<u>\$ (11,479.03)</u>
<b>RCCDC Balance Remaining</b>			<u><u>\$ 40,390.97</u></u>
<b>TOTAL SUB-RECIPIENT'S PROGRAM INCOME CARRIED FORWARD TO FY 2007</b>			<u><u>\$ 40,391.32</u></u>

**TOTAL FUNDS CARRIED FORWARD FROM FY 2005**

**B-2003-MC-46-0002**

Housing Activities		
Black Hills Area Habitat for Humanity	\$ 1,932.76	
RC Neighborhood Restoration Program	\$ 40,867.75	<u>\$ 42,800.51</u>

**B-2004-MC-46-0002**

Administration	\$ 40,508.44	
Housing Activities		
Black Hills Area Habitat for Humanity	\$ 28,716.00	
RC Neighborhood Restoration Program	\$ 42,000.00	
Public Facilities and Improvements		
Rapid City Club for Boys	\$ 10.00	
Contingency Funds (Reallocated to FY 2006)	\$ 13,757.00	
Public Services		
Dakota Plains Legal Services	\$ 0.50	<u>\$ 124,991.94</u>

**B-2005-MC-46-0002**

Administration	\$ 119,133.00	
Housing Activities		
Black Hills Area Habitat for Humanity	\$ 84,000.00	
Rapid City Community Development Corp.	\$ 27,895.61	
RC Neighborhood Restoration Program	\$ 64,492.00	
Public Services		
Catholic Social Services	\$ 1,887.00	
Lutheran Social Services - Stepping Stones	\$ 3,185.97	
Salvation Army	\$ 3,990.73	
YMCA - Star Village Outreach Center	\$ 2,795.87	
Youth & Family Services - Counseling	\$ 2,567.50	<u>\$ 309,947.68</u>

Total FY 2005 Entitlement Funds Carried Forward	<u>\$ 477,740.13</u>
---	----------------------

Unobligated Funds Carried Forward from Previous Years	<u>\$ 15,819.47</u>
---	---------------------

Revolving Loan Funds Carried Forward	<u>\$ 34,557.69</u>
--------------------------------------	---------------------

<b>TOTAL FUNDS CARRIED FORWARD TO FY 2006</b>	<u><b>\$ 528,117.29</b></u>
---	-----------------------------

**FUNDS EXPENDED IN FY 2006**

**B-2003-MC-46-0002**

Housing Activities		
Black Hills Area Habitat for Humanity	\$ (1,932.76)	
RC Neighborhood Restoration Program	\$ (31,400.46)	<u>\$ (33,333.22)</u>

**B-2004-MC-46-0002**

Administration	\$ (40,508.44)	
Housing Activities		
Black Hills Area Habitat for Humanity	\$ (28,716.00)	
Public Facilities and Improvements		
Rapid City Club for Boys	\$ (10.00)	<u>\$ (69,234.44)</u>

**B-2005-MC-46-0002**

Administration	\$ (105,584.01)	
Housing Activities		
Black Hills Area Habitat for Humanity	\$ (81,557.08)	
Rapid City Community Development Corp.	\$ (15,109.88)	
Public Services		
Catholic Social Services	\$ (1,887.00)	
Lutheran Social Services - Stepping Stones	\$ (1,011.88)	
Salvation Army	\$ (3,990.73)	
YMCA - Star Village Outreach Center	\$ (2,795.87)	
Youth & Family Services - Counseling	\$ (2,567.50)	<u>\$ (214,503.95)</u>

**B-2006-MC-46-0002**

Housing Activities		
West River Foundation	\$ (15,000.00)	
Public Facilities & Improvements		
Bethel Assembly of God	\$ (25,000.00)	
Children's Care Center	\$ (42,794.00)	
Cornerstone Transitional Apartments	\$ (100,000.00)	
Youth & Family Services - Monroe St.	\$ (14,081.00)	
Public Services		
Behavior Management Systems	\$ (23,896.37)	
Catholic Social Services	\$ (7,500.00)	
Court Appointed Special Advocates	\$ (3,335.00)	
Dakota Plains Legal Services	\$ (5,500.00)	
Salvation Army	\$ (26,898.45)	
Youth & Family Services - Counseling	\$ (4,583.37)	
WAVI	\$ (5,000.00)	<u>\$ (273,588.19)</u>

**TOTAL EXPENDITURES IN FY 2006**

\$ (590,659.80)

**FUNDS CARRIED FORWARD FOR PROJECTS  
TO BE COMPLETED IN FISCAL YEAR 2007**

**B-2003-MC-46-0002**

Housing Activities		
RC Neighborhood Restoration Program	\$ 9,467.29	<u>\$ 9,467.29</u>

**B-2004-MC-46-0002**

Housing Activities		
RC Neighborhood Restoration Program	\$ 42,000.00	
Public Facilities and Improvements		
Rapid City Club for Boys (Drawn after close yr)	\$ -	<u>\$ 42,000.00</u>

**B-2005-MC-46-0002**

Administration	\$ 13,548.99	
Housing Activities		
Black Hills Area Habitat for Humanity	\$ 2,442.92	
Rapid City Community Development Corp.	\$ 12,785.73	
RC Neighborhood Restoration Program	\$ 64,492.00	
Public Services		
Lutheran Social Services - Stepping Stones	\$ 2,174.09	<u>\$ 95,443.73</u>

**B-2006-MC-46-0002**

Administration	\$ 111,029.00	
Housing Activities		
Rapid City Community Development Corp.	\$ 80,000.00	
RC Neighborhood Restoration Program	\$ 192.00	
West River Foundation	\$ 60,000.00	
Public Services		
Behavior Management Systems	\$ 103.63	
Dakota Plains Legal Services (Reallocated)		
Salvation Army	\$ 6,038.55	
Youth & Family Services - Counseling	\$ 416.63	<u>\$ 257,779.81</u>

Entitlement Funds Carried Forward to FY 2007	\$ 404,690.83
Program Income Allocated but not yet received in FY 2006	
Unobligated Entitlement Funds	\$ 13,636.38
Cash on Hand	
Revolving Loan Income Balance Remaining	\$ 39,850.69

**TOTAL PROGRAM FUNDS CARRIED FORWARD TO FY 2007**

<b>\$ 458,177.90</b>
----------------------



## **STRATEGIC OBJECTIVES AS APPROVED IN THE 2003 – 2007 FIVE YEAR CONSOLIDATED PLAN**

---

Listed below are the High Priority objectives identified in the Consolidated Plan for the City of Rapid City for the five-year period from 2003 to 2007 to be accomplished by activities funded in the Annual Action Plan for FY 2006 and previous years' funded activities carried forward to FY 2006.

### **Housing Goals**

- Bolster existing homeowners
  - Preserve the owner-occupied housing stock through rehabilitation
- Increase home ownership for low-income persons
  - Acquisition rehabilitation of existing homes for resale to low-to-moderate income persons
  - Down payment and closing cost assistance for low-to-moderate income persons purchasing homes
  - Land acquisition for new construction of homes to sell to low-to-moderate income persons
- Provide safe and accessible housing
  - Purchase and rehabilitate existing homes for resale to low-to-moderate income persons
  - Construction of new housing for sale to low-to-moderate income persons
  - Handicap accessibility rehabilitation or modification to homes
- Ensure decent safe housing for all households
  - Create new affordable rental housing for low-income small family, large family elderly, special population renters and other households

### **Homelessness Goals**

- Helping low-income households avoid homelessness
  - Rent, mortgage, deposit, and utility bill assistance to avoid evictions
- Reaching out to homeless
  - Providing legal services to homeless and low-to-moderate income people
  - Providing court appointed advocates to children in the legal system
  - Providing victims of domestic violence with counseling, life skills training, and education to the community on domestic violence
  - Provide needed medications to homeless persons with mental illnesses and/or substance abuse issues
- Addressing emergency shelter and transitional housing needs
  - Acquisition of land and construction of a 24-unit apartment building for transitional housing for homeless families with children
  - Providing funding for staffing for domestic violence shelter and relocation assistance
- Helping homeless make the transition to permanent housing
  - Providing transitional housing with comprehensive supportive services and training to stabilize families for successful transition to permanent housing

### **Non-Housing Community Development Goals**

- Neighborhood facilities
  - Construction of a neighborhood youth center serving low-to-moderate income census tracts
- Public Facilities and Improvements – General
  - Install new fire alarm and security system in a Head Start Facility
  - Construction of a new Children's Care Rehabilitation Center to provide expanded services and medical rehab to low-to-moderate income families with children
- Youth Programs
  - Construction of a neighborhood youth center serving low-to-moderate income census tracts
  - Providing counseling, parent information and life skills education sessions to youth in the juvenile service center
  - Provide training and recruitment for Court Appointed Special Services volunteers to represent children in the court system
  - Provide counseling and intervention services for children

### **Public Services Goals**

- Public services (General) – ensure a variety of services are available in support of low- income households and at-risk persons
- Legal services – Youth
  - Provide training and recruitment for Court Appointed Special Services volunteers to represent children in the court system
  - Provide legal services
- Substance abuse services
  - Provide needed medications to homeless persons with mental illnesses and/or substance abuse issues
  - Provide counseling and interventions to persons with substance abuse issues
- Youth Programs
  - Improve safety of building providing youth education
  - Construction of a youth center to allow new and expanded after school and athletic programs for children in low-to-moderate income census tract area

### **Planning & Administration**

- Program planning and administration for the CDBG program

### **SUMMARY OF FY 2006 PERFORMANCE**

---

All of the activities undertaken by the City of Rapid City in fiscal year 2006 met one of the three HUD national objectives. Ninety-nine and 53/100 percent (99.53%) of the activity expenditures provided a benefit to low- and moderate-income persons and/or areas.

The City's process for programming the use of CDBG funds annually involves working closely with non-profit organizations, citizens, and city staff, in an effort to determine where the funds can best be utilized in our community to meet the strategic objectives in our Consolidated Plan.

The following summary of activities funded with Community Development Block Grant funds and program income are grouped according to the goals identified in the Rapid City 2003-2007 Consolidated Plan. Only activities where funds were actually drawn in 2005 are included.

## **AMENDMENT TO FY 2006 ANNUAL ACTION PLAN**

---

The Annual Action Plan was amended to allow for a change in the scope of work approved for the Canyon Lake Senior Citizens Center rehabilitation project that was approved by the City and for which funds were allocated. City Council approved the requested change in the scope of work to be done on the Center. The amount of funds allocated, eight thousand dollars (\$8,000), did not change.

### **Public Facilities and Improvements:**

Canyon Lake Senior Citizens Center - \$8,000

Request submitted to change rehabilitation scope or work to:

Purchase and installation of new energy efficient boiler heating system, purchase and install new 80 gallon water heater for the main building to service the kitchen, bathroom and chemical disinfecting system, and transfer existing 40 gallon water heater to the new annex section.

This activity is included in the Community Development Block Grant Consolidated Annual Plan Performance Evaluation report for FY 2005.

## **General Questions**

### **1. Assessment of the one-year goals and objectives:**

- a. Describe the accomplishments in attaining the goals and objectives for the reporting period.**

The City of Rapid City's FY 2006 Community Development Block Grant fund allocations funded agencies and projects that would address the following Consolidated Plan high

priority needs, as identified in the Five-Year Consolidated Plan and its' amendments for fiscal years 2003 through 2007:

### **Housing Goals**

- Bolster existing homeowners
  - Preserve the owner-occupied housing stock through rehabilitation
- Increase home ownership for low-income persons
  - Acquisition rehabilitation of existing homes for resale to low-to-moderate income persons
  - Down payment and closing cost assistance for low-to-moderate income persons purchasing homes
  - Land acquisition for new construction of homes to sell to low-to-moderate income persons
- Provide safe and accessible housing
  - Purchase and rehabilitate existing homes for resale to low-to-moderate income persons
  - Construction of new housing for sale to low-to-moderate income persons
  - Handicap accessibility rehabilitation or modification to homes
- Ensure decent safe housing for all households
  - Create new affordable rental housing for low-income small family, large family elderly, special population renters and other households

### **Homelessness Goals**

- Helping low-income households avoid homelessness
  - Rent, mortgage, deposit, and utility bill assistance to avoid evictions
- Reaching out to homeless
  - Providing legal services to homeless and low-to-moderate income people
  - Providing court appointed advocates to children in the legal system
  - Providing victims of domestic violence with counseling, life skills training, and education to the community on domestic violence
  - Provide needed medications to homeless persons with mental illnesses and/or substance abuse issues
- Addressing emergency shelter and transitional housing needs
  - Acquisition of land and construction of a 24-unit apartment building for transitional housing for homeless families with children
  - Providing funding for staffing for domestic violence shelter and relocation assistance
- Helping homeless make the transition to permanent housing
  - Providing transitional housing with comprehensive supportive services and training to stabilize families for successful transition to permanent housing

### **Non-Housing Community Development Goals**

- Neighborhood facilities
  - Construction and renovation of a neighborhood playground serving low-to-moderate income census tracts
- Public Facilities and Improvements – General
  - Install new fire alarm and security system in a Head Start Facility

- Construction of a new Children's Care Rehabilitation Center to provide expanded services and medical rehab to low-to-moderate income families with children
- Youth Programs
  - Construction of a neighborhood youth center serving low-to-moderate income census tracts
  - Providing counseling, parent information and life skills education sessions to youth in the juvenile service center
  - Provide training and recruitment for Court Appointed Special Services volunteers to represent children in the court system
  - Provide counseling and intervention services for children

**Public Services Goals**

- Public services (General) – ensure a variety of services are available in support of low- income households and at-risk persons
- Legal services – Youth
  - Provide training and recruitment for Court Appointed Special Services volunteers to represent children in the court system
  - Provide legal services
- Substance abuse services
  - Provide needed medications to homeless persons with mental illnesses and/or substance abuse issues
  - Provide counseling and interventions to persons with substance abuse issues
- Youth Programs
  - Improve safety of building providing youth education
  - Construction of a youth center to allow new and expanded after school and athletic programs for children in low-to-moderate income census tract area

**Planning & Administration**

Program planning and administration for the CDBG program

**b. Provide a breakdown of the CPD formula grant funds spent on grant activities for each goal and objective.**

Community Development Block Grant (CDBG) funds are the only CPD formula funds that Rapid City receives. Rapid City received Community Development Block Grant Entitlement funds in the amount of \$507,911 for fiscal year 2006. Funds available for allocation were as follows:

**Table 1**

**FUNDING SOURCES FOR FY 2006**

Entitlement Grant (includes reallocated funds)		
CDBG	\$507,911	
ESG	\$ 0	
HOME	\$ 0	
HOPWA	\$ 0	
	Total	\$507,911
Prior Years' Program Income NOT previously programmed or reported		
CDBG	\$ 0	
ESG	\$ 0	
HOME	\$ 0	
HOPWA	\$ 0	
	Total	.....\$0
Reprogrammed Prior Years' Funds		
CDBG	\$ 13,757	
ESG	\$ 0	
HOME	\$ 0	
HOPWA	\$ 0	
	Total	.....\$0
Total Estimated Program Income		
Program Income - Leases	\$ 4,900	
Program Income - Revolving Loans	\$ 4,800	
	Total	\$ 9,700
Section 108 Loan Guarantee	\$ 0	
<b>TOTAL FY 2006 FUNDING SOURCES</b>		<b>\$531,368</b>
Other Funds	\$ 0	
<b>Submitted Proposed Projects Totals</b>		<b>\$420,339</b>
<b>Un-Submitted Proposed Projects Totals (Administration)</b>		<b>\$111,029</b>
<b>TOTAL FUNDS ALLOCATED</b>		<b>\$531,368</b>

Table 2

## SUMMARY

## FY 2006 Community Development Block Grant Funded Activities

PROGRAM FUNDED	NATIONAL OBJECTIVE	CDBG ALLOCATION
<b><u>Housing</u></b>		
1. Rapid City Community Development Corporation (RCCDC) Principal reduction, Down payment & closing cost assistance to low/mod income homebuyers.	LMH	\$ 80,000
2. Rapid City Neighborhood Restoration Program Owner occupied rehabilitation for low/mod income homeowners.	LMH	\$ 192
3. West River Foundation for Economic & Community Develop. Acquisition rehabilitation for resale to low/mod income homebuyers.	LMH	\$ 75,000
<b><u>Public Facilities and Improvements</u></b>		
4. Bethel Assembly of God Construction costs for a North Rapid Youth Center.	LMA	\$ 25,000
5. Children's Care Rehab Center Construction costs for new medical rehab center for children.	LMC	\$ 42,794
6. Corner Stone Rescue Mission Infrastructure/acquisition costs for 24-unit transitional housing apartment building.	LMH	\$ 100,000
7. Youth and Family Services – Monroe Head Start Facility Install new fire alarm and security system.	LMC	\$ 14,081
<b><u>Public Service Projects</u></b>		
8. Behavior Management Systems Staff salary for medication assistance for 505 people.	LMC	\$ 24,000
9. Court Appointed Special Services (CASA) Legal Services for Children	LMC	\$ 3,335
10. Catholic Social Services Juvenile Service Center counseling program and parent information/life skills education sessions.	LMC	\$ 7,500
11. Dakota Plains Legal Services Legal services for low-income people, the elderly and victims of violence.	LMC	\$ 5,500
12. Salvation Army Rent, deposits & utility assistance.	LMC	\$ 32,937
13. Working Against Violence, Inc. (WAVI) Staff costs, eligible operation expenses, relocation assistance, live skills training, and community education.	LMC	\$ 5,000
14. Youth & Family Services (YFS) Intervention & Counseling services; 24-hour crisis hotline	LMC	\$ 5,000
<b><u>Administration &amp; Planning</u></b>		
15. City of Rapid City - CDBG Program Administration	N/A	\$ 111,029
<b>TOTAL</b>		<b>\$ 531,368</b>

## Targeted High Priority Goals for FY 2006

Rapid City will focus efforts on the following high priority goals that were identified in the five-year Consolidated Plan:

Affordable housing	Legal services for low-income
Homeownership	Youth services
Homelessness	General public services
Public Facilities & Improvements	Victims of Domestic Violence
Transitional Housing	Emergency shelter
Handicap Services	Case management
Legal services for children	Life skills training

## Activities to be Accomplished Using FY 2006 CDBG Funds

Rapid City undertook the following activities as specified by high priority goal and shown on the HUD forms "Listing of Proposed Projects" following this page.

### A. Specific Housing Objectives

Affordable housing continues to be one of the City's top priorities and citizen concerns for the homeless, renters and potential homebuyers. The median purchase price of a home in Rapid City has grown by eight to ten percent every year since 1990 while incomes have grown by only 2-3%. The City has allocated CDBG funds to four organizations who will utilize several different avenues to help provide additional affordable housing that will help fulfill the housing high priority goals.

Housing Priorities that will be met include:

Priority #1 – Extremely low, very low, and low-income owner-occupied housing. Preserve the housing stock through rehabilitation

➤The City of Rapid City will continue to utilize CDBG funds carried forward from 2005 to assist low-income homeowners with repairs to their homes that address safety, energy efficiency, health or safety issues through the City's Neighborhood Restoration Program.

➤West River Foundation for Economic and Community Development will use CDBG funds to purchase substandard properties for rehabilitation and then resale to a low-income household. This project will also support the Weed and Seed's program goal of revitalization of older, deteriorating



neighborhoods. (See below – this project meets two priorities of the Consolidated Plan)

Priority # 2 – Extremely low, very low, and low-income owner-occupied housing.  
Support home ownership for extremely low, very low and low-income renters.

➤The Rapid City Community Development Corporation will provide direct homeownership assistance in the form of principal reduction, down payment or closing cost funds to low-income households purchasing a home.

➤West River Foundation for Economic and Community Development will use CDBG funds to purchase substandard properties for rehabilitation and then resale to a low-income household. (See above – this project meets two priorities of the Consolidated Plan)

Priority #3 – Extremely low, very low, and low-income small family, large family elderly and other special population renters.  
Create new affordable rental housing.

➤This priority is being met utilizing other funding sources provided through the state to construct additional affordable rental units.

**US DEPARTMENT OF HOUSING AND URBAN DEVELOPMENT  
 FY 2006 ANNUAL ACTION PLAN  
 FUNDED PROJECT**

<b>Project Title:</b>		<b><u>Rapid City Community Development Corporation</u></b>	
<b>Project ID:</b>	0001	<b>Funding Sources</b>	
<b>Local ID:</b>	HSG-06-01	CDBG	\$80,000
<b>HUD Matrix Code &amp; Title:</b>	13 Direct Homeownership Assistance	ESG	\$0
<b>Code Citation:</b>	570.201(n)	HOME	\$0
<b>National Eligibility:</b>	570.208(a)(3) Low/Mod Housing	HOPWA	\$0
<b>Subrecipient:</b>	570.500(c) Public Non-profit 501(c)(3)	Assisted Housing	\$0
<b>Location(s):</b>	Community Wide	PHA	\$0
<b>Start Date:</b>	4/1/2006	<b>Total</b>	<b>\$80,000</b>
<b>Completion Date:</b>	3/31/2007	<b>Help the Homeless?</b>	No
<b>Accomplishments:</b>	8-10 Homes	<b>Help those with HIV or AIDS?</b>	No

**Rapid City Consolidated Plan High Priority Objective:**  
 Assistance for Low-Moderate Income Home Purchasers

**Program Objective:** To provide affordable housing homeownership opportunities to low-income persons through new construction development or acquisition rehabilitation on existing housing stock.

**Program Description** Funds could be used to purchase affordable lots for single family home construction. If no lots are available, the RCCDC will use the funds to do rehabilitation on existing properties and/or provide down payment and closing cost assistance to low-income homebuyers.

**US DEPARTMENT OF HOUSING AND URBAN DEVELOPMENT  
 FY 2006 ANNUAL ACTION PLAN  
 FUNDED PROJECT**

<b>Project Title:</b>		<b><u>Rapid City Community Development Corporation</u></b>	
<b>Project ID:</b>	0001	<b>Funding Sources</b>	
<b>Local ID:</b>	HSG-06-01	CDBG	\$80,000
<b>HUD Matrix Code &amp; Title:</b>	13 Direct Homeownership Assistance	ESG	\$0
<b>Code Citation:</b>	570.201(n)	HOME	\$0
<b>National Eligibility:</b>	570.208(a)(3) Low/Mod Housing	HOPWA	\$0
<b>Subrecipient:</b>	570.500(c) Public Non-profit 501(c)(3)	Assisted Housing	\$0
<b>Location(s):</b>	Community Wide	PHA	\$0
<b>Start Date:</b>	4/1/2006	<b>Total</b>	<b>\$80,000</b>
<b>Completion Date:</b>	3/31/2007	<b>Help the Homeless?</b>	<b>No</b>
<b>Accomplishments:</b>	8-10 Homes	<b>Help those with HIV or AIDS?</b>	<b>No</b>

**Rapid City Consolidated Plan High Priority Objective:**  
 Assistance for Low-Moderate Income Home Purchasers

**Program Objective:** To provide affordable housing homeownership opportunities to low-income persons through new construction development or acquisition rehabilitation on existing housing stock.

**Program Description** Funds will be used to purchase affordable lots for single family home construction. If no lots are available, the RCCDC will use the funds to do rehabilitation on existing properties and/or provide down payment and closing cost assistance to low-income homebuyers.

**US DEPARTMENT OF HOUSING AND URBAN DEVELOPMENT  
 FY 2006 ANNUAL ACTION PLAN  
 FUNDED PROJECT**

<b>Project Title:</b>		<b><u>West River Foundation for Economic &amp; Comm. Development</u></b>	
<b>Project ID:</b>	0003	<b>Funding Sources</b>	
<b>Local ID:</b>	HSG-06-03	CDBG	\$75,000
<b>HUD Matrix Code &amp; Title:</b>	14G Acquisition Rehab; 14H Rehab Admin	ESG	\$0
		HOME	\$0
<b>Code Citation(s):</b>	570.202; 570.202	HOPWA	\$0
		Assisted Housing	\$0
<b>National Eligibility:</b>	570.208(a)(3) Low/Mod Housing	PHA	\$0
		<b>Total</b>	<b>\$75,000</b>
<b>Subrecipient:</b>	570.500(c) Public Non-profit	<b>Help the Homeless?</b>	No
<b>Location(s):</b>	501(c)(6) Community Wide	<b>Help those with HIV or AIDS?</b>	No
<b>Start Date:</b>	4/1/2006		
<b>Completion Date:</b>	3/31/2007		
<b>Accomplishments:</b>	5 homes		

**Rapid City Consolidated Plan High Priority Objective:**  
 Assistance for Low-Moderate Income Homeowners

**Program Objective:** To provide affordable housing through neighborhood revitalization of existing housing stock. WRFECD will acquire and renovate or replace existing homes in need of updating or repairs. Homes will be sold to qualifying homebuyers whose household income is below 80% of HUD's Median Income for the area.

**Program Description:** Funds will be used to pay, up to a maximum of \$15,000 per house, for rehabilitation repairs, home inspections, engineering costs, required testing and program delivery costs.

Housing Agencies funded were not able to meet their goals due to the inability to find and purchase affordable lots for development. Lot prices have more than doubled in the past 10 years, and most new development is taking place outside the corporate limits of Rapid City. CDBG funds can only be used inside the corporate limits. In addition, low-to-moderate income home buyers were unable to qualify for mortgage loans high enough to meet the acquisition costs of existing and new homes, even with assistance funds totaling between \$10,000 and \$40,000 per household. The approximate costs of purchasing homes in Rapid City are now:

- Governor's Home approximately \$116,500,
- "Starter home" approximately \$134,500,
- New construction home median cost \$176,500,
- Existing homes plus new construction homes median cost \$169,900

The goals versus accomplishment numbers were as follows:

<b>ACTIVITY</b>	<b>ACCOMPLISHMENT - UNITS MEASUREMENT</b>	<b>GOAL/ Accomplishment</b>	<b>SOURCE OF FUNDING</b>
Direct Homeownership Assistance	04 - Households	8 / 7 CDBG funds; 5 non-CDBG funds	CDBG
Rehab, Owner Occupied Homes	04 - Households	12 / 8 completed: 6 underway	CDBG
Rehab, Acquisition Single Family	04 - Households	7 / 1 completed but not sold	CDBG
Land Acquisition/Construction - Transitional Housing Apartments	10 - Housing Units	24 / 24 underway	CDBG
<b>TOTAL HOUSEHOLDS ASSISTED GOALS/ACCOMPLISHMENTS</b>		<b>51 / 20 completed; 31 underway</b>	

### **Homelessness**

#### **Priority – Transitional Housing for Homeless Persons in Families with Children**

Transitional housing has been identified as a high priority need for Rapid City. Emergency homeless and domestic violence shelters are only able to provide shelter for a limited amount of time. Often, the homeless need assistance in securing a job and then must have time to handle financial, medical, mental, substance, or family issues that affect their ability to secure or maintain permanent housing. There is very limited

transitional housing in Rapid City, and it has been identified by the Mayor's Housing Task force as a high priority need. The City is providing CDBG and Vision 2012 funding to Corner Stone Rescue Mission for the acquisition and construction of 24 transitional housing two and three bedroom apartments, a common/activity room and three counseling offices for homeless households with children. Qualifying households accepted into the transitional housing program will be allowed to stay in the apartments for a maximum of 24 months during which time they will receive intensive supportive services designed to provide household stabilization and meet the needs of their family. Families will pay 30% of their income as rent.

**US DEPARTMENT OF HOUSING AND URBAN DEVELOPMENT  
FY 2006 ANNUAL ACTION PLAN  
FUNDED PROJECT**

<b>Project Title:</b>		<b><u>The Corner Stone Rescue Mission</u></b>	
<b>Project ID:</b>	0006	<b>Funding Sources</b>	
<b>Local ID:</b>	PF-06-03	CDBG	\$100,000
<b>HUD Matrix Code &amp; Title:</b>	03C Homeless Facilities (no op cost)	ESG	\$0
<b>Code Citation:</b>	570.201(c)	HOME	\$0
<b>National Eligibility:</b>	570.208(a)(2) Low/Mod Limited Clientele	HOPWA	\$0
<b>Subrecipient Location(s):</b>	570.500(c) Public Non-profit 501(c)(3) Address to be determined	Assisted Housing	\$0
<b>Start Date:</b>	4/1/2006	PHA	\$0
<b>Completion Date:</b>	3/31/2007	<b>Total</b>	<b>\$100,000</b>
<b>Accomplishments:</b>	Minimum of 24 families @ 2 years	<b>Help the Homeless?</b>	Yes
		<b>Help those with HIV or AIDS?</b>	No

**Rapid City Consolidated Plan High Priority Objective:**

Transitional Housing for persons in families with children; Support services for homeless; Affordable rentals low-income and special population renters; Victims of domestic violence; Life skills training;

**Program Objective:**

To provide safe, affordable transitional living accommodations for homeless persons in families with children for up to two years. While living in the transitional housing they receive supportive services and training to stabilize their family and/or income so that they can move on to permanent traditional housing and be successful tenants or home owners.

**Program Description:** Funds will be used for property acquisition, construction or infrastructure costs to construct 24 rental units (with 56 bedrooms) to be used as transitional housing for homeless families with children. Families must have employment and will pay 30% of their income for rent.

## Community Development

The priority non-housing community development needs eligible for assistance, by CDBG eligibility category include public facilities, public improvements, public services and economic development projects.

- Priority - Public Facilities –  
Recreational Facilities, Neighborhood Facilities, Youth Services**
  - Bethel Assembly of God - North Rapid Youth Center
  
- Priority - Public Facility –  
Centers for the Disabled and Handicapped Youth Services**
  - Children’s Care Rehab Center
  
- Priority - Public Facility and Improvements –  
Child Care Centers for Youth Services**
  - Youth and Family Services – Monroe Head Start Facility
  
- Priority - Public Services –  
Homeless and Special Needs Populations/Individuals; Supportive  
Services; Case Management; Dually Diagnosed**
  - Behavior Management Systems
  
- Priority - Public Services –  
Abused & Neglected Children; Legal Services; Youth Services**
  - 7<sup>th</sup> Circuit Court – CASA Program
  
- Priority - Public Services –  
Youth Services**
  - Catholic Social Services – Juvenile Service Center Program
  
- Priority - Public Services –  
Legal Services for the Elderly, Homeless, Victims of Domestic  
Violence and Low-income Residents**
  - Dakota Plains Legal Services
  
- Priority - Public Services –  
Low-income people; Homeless prevention; Transition to Permanent  
Housing**
  - Salvation Army
  
- Priority – Public Services –  
Victims of Domestic Violence, Emergency Housing for Victims of  
Domestic Violence**
  - Working Against Violence, Inc. (WAVI)
  
- Priority – Public Service – Youth Services, Youth Programs .....**
  - Youth and Family Services – Counseling
  
- Priority - Program Administration and Planning**
  - City of Rapid City CDBG Program Oversight and Management



**US DEPARTMENT OF HOUSING AND URBAN DEVELOPMENT  
 FY 2006 ANNUAL ACTION PLAN  
 FUNDED PROJECT**

<b>Project Title:</b>		<u><b>Bethel Assembly of God - North Rapid Youth Center</b></u>	
<b>Project ID:</b>	0004	<b>Funding Sources</b>	
<b>Local ID:</b>	PF-06-01	CDBG	\$25,000
<b>HUD Matrix Code &amp; Title:</b>	03D Public Facilities & Improvements Youth Center	ESG	\$0
<b>Code Citation:</b>	570.201(c)	HOME	\$0
<b>National Eligibility:</b>	570.208(a)(1) Low/Mod Area	HOPWA	\$0
<b>Subrecipient:</b>	570.500(c) Public Non-profit 501(d)	Assisted Housing	\$0
<b>Location(s):</b>	1202 N. Maple Ave, RC, SD 57701	PHA	\$0
<b>Start Date:</b>	4/1/2006	<b>Total</b>	<b>\$25,000</b>
<b>Completion Date:</b>	3/31/2007	<b>Help the Homeless?</b>	No
<b>Accomplishments:</b>	Construct 88'x100' Youth Center	<b>Help those with HIV or AIDS?</b>	No

**Rapid City Consolidated Plan High Priority Objective:**  
 Public Facilities & Improvements (general) & Recreational Facilities; Youth Services

**Program Objective:** This project will help construct a separate Youth Center building to provide and enhance recreational and social activities for underprivileged youth in the North Rapid area. The facility will allow for expansion of existing programs and the addition of additional ones. The facility will also be utilized by other organizations serving children and low-income residents, such as the Boy Scouts, Oglala Lakota College, and the YMCA after school program.

**Program Description:** Funds will be used for construction costs for an 88 ft. x 100 ft. multi-purpose recreational facility that will include a full size basketball court.

**US DEPARTMENT OF HOUSING AND URBAN DEVELOPMENT  
FY 2006 ANNUAL ACTION PLAN  
FUNDED PROJECT**

**PROJECT TITLE: YOUTH & FAMILY SERVICES – MONROE HEAD START FACILITY**

<b>Project ID:</b>	0007	<b>Funding Sources</b>	
<b>Local ID:</b>	PF-06-04	CDBG	\$14,081
<b>HUD Matrix Code &amp; Title:</b>	03M Child Care Centers/Facilities for Children	ESG	\$0
<b>Code Citation:</b>	570.202(c)	HOME	\$0
<b>National Eligibility:</b>	570.208(a)(2) Low/Mod Clientele	HOPWA	\$0
<b>Subrecipient:</b>	570.500(c) Public Non-profit 501(c)(3)	Assisted Housing	\$0
<b>Location(s):</b>	410 E. Monroe St.	PHA	\$0
<b>Start Date:</b>	4/1/2006	<b>Total</b>	<b>\$14,081</b>
<b>Completion Date:</b>	3/31/2007	<b>Help the Homeless?</b>	<b>No</b>
<b>Accomplishments:</b>	20,904 children benefit from safer environment per year	<b>Help those with HIV or AIDS?</b>	<b>No</b>

**Rapid City Consolidated Plan High Priority Objective:**  
Public Facilities & Improvements (General); Youth Services

**Program Objective:** To provide safer environment for children and staff of the Monroe Street Head Start program by installing a new fire alarm and security system. The current system is very old and in danger of failing at any time. There are no replacement parts available due to its age.

**Program Description:** Install new fire alarm and sprinkler system to bring building up to code.

**US DEPARTMENT OF HOUSING AND URBAN DEVELOPMENT  
 FY 2006 ANNUAL ACTION PLAN  
 FUNDED PROJECT**

<b>Project Title:</b> <u>Children's Care Rehab Center</u>																	
<b>Project ID:</b>	0005																
<b>Local ID:</b>	PF-06-02																
<b>HUD Matrix Code &amp; Title:</b>	03P Public Health Facilities 03B Centers for the Disabled/Handicapped																
<b>Code Citation:</b>	570.201(c)																
<b>National Eligibility:</b>	570.208(a)(2) Low/Mod Limited Clientele																
<b>Subrecipient Location(s):</b>	570.500(c) Public Non-profit 501(c)(3) 7110 Jordan Drive, Rapid City, SD																
<b>Start Date:</b>	4/1/2006																
<b>Completion Date:</b>	3/31/2007																
<b>Accomplishments:</b>	Construction of Children's Care & Rehab Center																
<table border="1"> <thead> <tr> <th colspan="2"><b>Funding Sources</b></th> </tr> </thead> <tbody> <tr> <td>CDBG</td> <td>\$42,794</td> </tr> <tr> <td>ESG</td> <td>\$0</td> </tr> <tr> <td>HOME</td> <td>\$0</td> </tr> <tr> <td>HOPWA</td> <td>\$0</td> </tr> <tr> <td>Assisted Housing</td> <td>\$0</td> </tr> <tr> <td>PHA</td> <td>\$0</td> </tr> <tr> <td><b>Total</b></td> <td><b>\$42,794</b></td> </tr> </tbody> </table>		<b>Funding Sources</b>		CDBG	\$42,794	ESG	\$0	HOME	\$0	HOPWA	\$0	Assisted Housing	\$0	PHA	\$0	<b>Total</b>	<b>\$42,794</b>
<b>Funding Sources</b>																	
CDBG	\$42,794																
ESG	\$0																
HOME	\$0																
HOPWA	\$0																
Assisted Housing	\$0																
PHA	\$0																
<b>Total</b>	<b>\$42,794</b>																
<table border="1"> <tr> <td><b>Help the Homeless?</b></td> <td>No</td> </tr> <tr> <td><b>Help those with HIV or AIDS?</b></td> <td>No</td> </tr> </table>		<b>Help the Homeless?</b>	No	<b>Help those with HIV or AIDS?</b>	No												
<b>Help the Homeless?</b>	No																
<b>Help those with HIV or AIDS?</b>	No																

**Rapid City Consolidated Plan High Priority Objective:**  
 Public Facilities & Improvements (general); Youth Services; Handicapped services;

**Program Objective:** To build a new, larger facility to serve children and youth with disabilities. The new facility will allow for the addition of new equipment, increases in services and treatment of more patients.

**Program Description:** Funds will be used to pay for construction costs of a new facility to provide rehab, development and therapy services to children with disabilities and their families who are low-income.

**US DEPARTMENT OF HOUSING AND URBAN DEVELOPMENT  
 FY 2006 ANNUAL ACTION PLAN  
 FUNDED PROJECT**

**PROJECT TITLE: BEHAVIOR MANAGEMENT SYSTEMS**

<b>Project ID:</b>	0008	<b>Funding Sources</b>	
<b>Local ID:</b>	PS-06-01	CDBG	\$24,000
<b>HUD Matrix Code &amp; Title:</b>	05O Mental Health Services	ESG	\$0
<b>Code Citation:</b>	570.201(e)	HOME	\$0
<b>National Eligibility:</b>	570.208(a)(2) - Low/Mod Limited Clientele	HOPWA	\$0
<b>Subrecipient Location(s):</b>	570.500(c) Public Non-profit 501(c)(3) Community Wide	Assisted Housing	\$0
<b>Start Date:</b>	4/1/2006	PHA	\$0
<b>Completion Date:</b>	3/31/2007	<b>Total</b>	<b>\$24,000</b>
<b>Accomplishments:</b>	505 People per year	<b>Help the Homeless?</b>	Yes
		<b>Help those with HIV or AIDS?</b>	No

**Rapid City Consolidated Plan High Priority Objective:**  
 Homeless and Special Needs Populations/Individuals - Supportive Services Case management; dually diagnosed, Chronic substance abusers; Persons in Families with Children: case management, chronic substance abusers, dually diagnosed & Public Services - General.

**Program Objective:** To provide medications to adults with serious, long term mental illnesses, who, due to the high cost of the medications, are unable to afford them. Program will allow them to obtain their medications avoid the return of the destructive elements of the illness, thereby allowing them to maintain a stable, productive life.

**Program Description:** Funds will be used to pay for a .75 FTE salary and benefits who will process the complicated paperwork and reporting for accessing donated drugs from pharmaceutical companies for clients who can not afford them.

**US DEPARTMENT OF HOUSING AND URBAN DEVELOPMENT  
 FY 2006 ANNUAL ACTION PLAN  
 FUNDED PROJECT**

<b>Project Title:</b> <u>7th Circuit Court - CASA Program</u>	
<b>Project ID:</b>	0009
<b>Local ID:</b>	PS-06-02
<b>HUD Matrix Code &amp; Title:</b>	05N Abused and Neglected Children
<b>Code Citation:</b>	570.201(e)
<b>National Eligibility:</b>	570.208(a)(2) - Low/Mod Limited Clientele
<b>Subrecipient Location(s):</b>	570.500(c) Public Non-profit 501(c)(3) Community Wide
<b>Start Date:</b>	4/1/2006
<b>Completion Date:</b>	3/31/2007
<b>Accomplishments:</b>	20 Advocates and 60 children
<b>Funding Sources</b>	
	CDBG \$3,335
	ESG \$0
	HOME \$0
	HOPWA \$0
	Assisted Housing \$0
	PHA \$0
	<b>Total \$3,335</b>
	<b>Help the Homeless?</b> No
	<b>Help those with HIV or AIDS?</b> No

**Rapid City Consolidated Plan High Priority Objective:**  
 Public Services - Abused and Neglected Children; Legal services; Youth Services.

**Program Objective:** To recruit, train and supervise community volunteers who are appointed by the Juvenile Judge to represent the "best interest" of abused and neglected children in the court system. The volunteer is the "eyes and ears" of the court and the "voice" of the child. There are 275 children on the waiting list for an advocate.

**Program Description:** Funds to pay the salary of a FT Volunteer Coordinator and Recruiter to help recruit, train and supervise additional volunteers to provide legal advocacy for children.

**US DEPARTMENT OF HOUSING AND URBAN DEVELOPMENT  
 FY 2006 ANNUAL ACTION PLAN  
 FUNDED PROJECT**

**PROJECT TITLE: CATHOLIC SOCIAL SERVICES**

<b>Project ID:</b>	0010	<b>Funding Sources</b>	
<b>Local ID:</b>	PS-06-03	CDBG	\$7,500
<b>HUD Matrix Code &amp; Title:</b>	05D Youth Services	ESG	\$0
<b>Code Citation:</b>	570.201(e)	HOME	\$0
<b>National Eligibility:</b>	570.208(a)(2) - Low/Mod Limited Clientele	HOPWA	\$0
<b>Subrecipient Location(s):</b>	570.500(c) Public Non-profit 501(c)(3) Community Wide	Assisted Housing	\$0
<b>Start Date:</b>	4/1/2006	PHA	\$0
<b>Completion Date:</b>	3/31/2007	<b>Total</b>	<b>\$7,500</b>
<b>Accomplishments:</b>	576 Youth plus their parents	<b>Help the Homeless?</b>	No
		<b>Help those with HIV or AIDS?</b>	No

**Rapid City Consolidated Plan High Priority Objective:**  
 Public Services - Youth Services.

**Program Objective:** Professional counselors work with youth and their parents at the Juvenile Service Center to provide individual and group counseling in an effort to break the cycle of addiction and delinquency, and reduce the recidivism rate of youth incarcerated at the Juvenile Service Center.

**Program Description:** Funds will be used to cover a portion of the salaries for professional counseling services for the hours spent working with youth and their parents at the Juvenile Service Center.

**US DEPARTMENT OF HOUSING AND URBAN DEVELOPMENT  
 FY 2006 ANNUAL ACTION PLAN  
 FUNDED PROJECT**

**PROJECT TITLE: DAKOTA PLAINS LEGAL SERVICES**

<b>Project ID:</b>	0011	<b>Funding Sources</b>	
<b>Local ID:</b>	PS-06-04	CDBG	\$5,500
<b>HUD Matrix Code &amp; Title:</b>	05C Legal Services	ESG	\$0
<b>Code Citation:</b>	570.201(e)	HOME	\$0
<b>National Eligibility:</b>	570.208(a)(1) Low/Mod Area	HOPWA	\$0
<b>Subrecipient:</b>	570.500(c) Public Non-profit	Assisted Housing	\$0
<b>Location(s):</b>	501(c)(3) Addresses	PHA	\$0
<b>Start Date:</b>	4/1/2006	<b>Total</b>	<b>\$5,500</b>
<b>Completion Date:</b>	3/31/2007	<b>Help the Homeless?</b>	<b>Yes</b>
<b>Accomplishments:</b>	100 people	<b>Help those with HIV or AIDS?</b>	<b>No</b>

**Rapid City Consolidated Plan High Priority Objective:**  
 Public Services - Legal Services for the homeless, elderly, victims of domestic violence and low-income residents.

**Program Objective:**  
 To provide access to justice under the law for low-income, elderly and victims of domestic violence and low-income residents by providing high quality legal assistance in civil matters. To also provide community education to groups and individuals in the area.

**Program Description:** Funding for staff salaries to provide initial intake services and the subsequent needed legal services to low-income residents including special services for homeless families, elderly and the victims of domestic violence & community education to groups and individuals in the area.

**US DEPARTMENT OF HOUSING AND URBAN DEVELOPMENT  
FY 2006 ANNUAL ACTION PLAN  
FUNDED PROJECT**

**PROJECT TITLE: THE SALVATION ARMY**

<b>Project ID:</b>	0012	<b>Funding Sources</b>	
<b>Local ID:</b>	PS-06-05	CDBG	\$32,937
<b>HUD Matrix Code &amp; Title:</b>	05Q Public Services - Subsistence Payments	ESG	\$0
<b>Code Citation:</b>	570.204	HOME	\$0
<b>National Eligibility:</b>	570.208(a)(2) Low/Mod Limited Clientele	HOPWA	\$0
<b>Subrecipient Location(s):</b>	570.500(c) Public Non-profit 501(c)(3) Community Wide	Assisted Housing	\$0
<b>Start Date:</b>	4/1/2006	PHA	\$0
<b>Completion Date:</b>	3/31/2007	<b>Total</b>	<b>\$32,937</b>
<b>Accomplishments:</b>	250 people	<b>Help the Homeless?</b>	No
		<b>Help those with HIV or AIDS?</b>	No

**Rapid City Consolidated Plan High Priority**

**Objective:**

Public Services for low-income people - General

**Program Objective:**

To provide assistance for past due rent, mortgage or utility payments for low-income households, to help avoid eviction, foreclosure or shut-off of utilities. Funds also help with rental deposits for homeless people to acquire permanent housing. The Salvation Army is often the last chance for some people in need of emergency assistance.

**Program Description:**

Funds will be used to pay past due rents or mortgage payments and utility bills. Funds may also be used to provide rental deposit assistance to help a low-income person secure permanent housing.



**US DEPARTMENT OF HOUSING AND URBAN DEVELOPMENT  
 FY 2006 ANNUAL ACTION PLAN  
 FUNDED PROJECT**

**PROJECT TITLE: WORKING AGAINST VIOLENCE, INC. (WAVI)**

<b>Project ID:</b>	0013	<b>Funding Sources</b>	
<b>Local ID:</b>	PS-06-06	CDBG	\$5,000
<b>HUD Matrix Code &amp; Title:</b>	05G Public Services - Battered & Abused Spouses	ESG	\$0
<b>Code Citation:</b>	570.201(e)	HOME	\$0
<b>National Eligibility:</b>	570.208(a)(2) Low/Mod Limited Clientele	HOPWA	\$0
<b>Subrecipient Location(s):</b>	570.500(c) Public Non-profit 501(c)(3) 527 Quincy Street	Assisted Housing	\$0
<b>Start Date:</b>	4/1/2006	PHA	\$0
<b>Completion Date:</b>	3/31/2007	<b>Total</b>	<b>\$5,000</b>
<b>Accomplishments:</b>	208 People	<b>Help the Homeless?</b>	Yes
		<b>Help those with HIV or AIDS?</b>	No

**Rapid City Consolidated Plan High Priority Objective:**  
 Homelessness - Victims of Domestic Violence; Emergency shelter for families; Separate Shelter for women and women with children.

**Program Objective:** To provide low-income victims of domestic violence an opportunity to have access to emergency shelter, life skills training and relocation assistance.

**Program Description:** Funds will be used to provide salaries and program delivery costs, life skills training, and assistance for housing deposits for women transitioning into permanent housing.

**US DEPARTMENT OF HOUSING AND URBAN DEVELOPMENT  
 FY 2006 ANNUAL ACTION PLAN  
 FUNDED PROJECT**

**PROJECT TITLE: YOUTH & FAMILY SERVICES (YFS) – COUNSELING**

<b>Project ID:</b>	0014	<b>Funding Sources</b>	
<b>Local ID:</b>	PS-06-07	CDBG	\$5,000
<b>HUD Matrix Code &amp; Title:</b>	05D Youth Services	ESG	\$0
<b>Code Citation:</b>	570.201(e)	HOME	\$0
<b>National Eligibility:</b>	570.208(a)(2) Low/Mod Limited Clientele	HOPWA	\$0
<b>Subrecipient Location(s):</b>	570.500(c) Public Non-profit 501(c)(3) Addresses	Assisted Housing	\$0
<b>Start Date:</b>	4/1/2006	PHA	\$0
<b>Completion Date:</b>	3/31/2007	<b>Total</b>	<b>\$5,000</b>
<b>Accomplishments:</b>	294 People	<b>Help the Homeless?</b>	No
		<b>Help those with HIV or AIDS</b>	No

**Rapid City Consolidated Plan High Priority Objective:**  
 Public Services - General; Youth Programs - Youth Services

**Program Objective:** Programs will provide counseling, intervention and crisis hotline services to serve the emotional and mental health needs of low-income youth and their families in Rapid City. 18.7% of students in schools that serve the North Rapid City area reported feeling sad or depressed most of the time, which indicates a serious need for increased counseling services in that area.

**Program Description:** Funds will pay for counseling sessions and crisis hotline counseling.

**US DEPARTMENT OF HOUSING AND URBAN DEVELOPMENT  
 FY 2006 ANNUAL ACTION PLAN  
 FUNDED PROJECT**

**PROJECT TITLE: PROGRAM ADMINISTRATION**

<b>Project ID:</b>	0015	<b>Funding Sources</b>	
<b>Local ID:</b>	ADM-06-01	CDBG	\$111,029
<b>HUD Matrix Code &amp; Title:</b>	21A General Program Administration	ESG	\$0
<b>Code Citation:</b>	570.206	HOME	\$0
<b>National Eligibility:</b>	570.208(a)(1) Low/Mod Area	HOPWA	\$0
<b>Subrecipient:</b>	Local Government	Assisted Housing	\$0
<b>Location(s):</b>	Community Wide	PHA	\$0
<b>Start Date:</b>	4/1/2006	Total	\$111,029
<b>Completion Date:</b>	3/31/2007	<b>Help the Homeless?</b>	No
<b>Accomplishments:</b>	N/A	<b>Help those with HIV or AIDS</b>	No

**Rapid City Consolidated Plan High Priority Objective:**  
 Planning and Administration of Community Development Block Grant funds

**Program Objective:** To provide for the proper oversight of the Community Development Block Grant program while complying with all federal rules and regulations.

**Program Description:** To provide oversight of the Community Development Block Grant program.

**c. If applicable, explain why progress was not made towards meeting the goals and objectives.**

More projects could have been accomplished if additional funds had been available. Rapid City's Community Development Block Grant Entitlement funds have decreased every year since 2001, for a total loss of \$172,089, a 25.3% reduction in funds. The decreases have greatly affected the number of projects that can be funded. Rapid City continues to pursue additional funding resources and ways to leverage funds.

Housing agencies experienced difficulty in meeting their goals for assisting low-to-moderate income households purchase homes due to difficulties in finding affordable properties to purchase within the City limits. Many buyers who could qualify for mortgage loans were unable to purchase homes due to an increasing gap between the qualifying income ranges and the purchase price of homes. Lot prices have doubled in the past 10 years from \$15,000 to \$30,000 and construction costs for a modest home have increased from \$70,000 to \$109,000. Existing home prices have also increased significantly, making it more difficult to find properties to purchase for rehabilitation and resale to low-to-moderate income households. There are few existing homes selling for less than \$100,000 and they typically need more than \$25,000 in rehabilitation due to foundation problems and the need to replace roofs and siding.

Other projects did not experience any major difficulties in carrying out their activities.

**2. Describe the manner in which the recipient would change its program as a result of its experiences.**

The City of Rapid City endeavors to use the Community Development Block Grant funds it receives to benefit the greatest number of people and meet the most urgent needs, as identified in the Consolidated Plan. Amendments to the Annual Action Plan are, and will continue to be made as circumstances change and additional information regarding the needs of the community is received and reviewed. As acquisition and construction costs have increased, the City has encouraged

agencies to consider restructuring their programs or alter how they deliver services so that funds can be leveraged to provide more aid to more people. The Rapid City Community Development Corporation and Habitat for Humanity were encouraged to seek ways to modify their housing programs or partner with other agencies to leverage additional funds to cover the gaps in affordability.

The Community Development Department of the City will focus on providing technical assistance to agencies for capacity building and partnering. In order to secure long term affordability of properties the City and is working with a housing agency, Neighborhood Housing Services of the Black Hills, to create a land trust that will service any community in western South Dakota.

The City's Housing Task Force, Community Development Department and City Council have begun exploring other funding methods and sources and will work to identify additional non-federal funding sources to address high priority needs.

### **3. Affirmatively Furthering Fair Housing**

#### **a. Provide a summary of impediments to fair housing choice.**

The City of Rapid City completed an Analysis of Fair Housing Impediments study in August 2002, and the City conducted public meetings to discuss the report, the conclusions and recommendations, and received input and recommendations from interested parties. The Report was submitted to the City Council for their acceptance in August, 2002.

Impediments to obtaining affordable housing identified in the Analysis of Fair Housing Impediments include:

1. Housing development costs and fees;
2. Neighborhood objections (the "Not In My Back Yard" syndrome – NIMBY);
3. Enforcement of 1994 UBC accessibility requirements rather than Fair Housing Act standards;
4. Lack of emergency and transitional housing units;
5. Lack of affordable housing units for both owner-occupied and rental housing for very low and low-income households for single parents, families with children, seniors and persons with disabilities;
6. Low-income and wage levels/ lack of good paying jobs/ lack of job opportunities;
7. Housing discrimination;

8. Lack of affordable apartments for larger households of more than 5 people; and
9. Long waiting lists for subsidized housing or Section VIII vouchers;

Three additional Needs Assessments have been conducted in the past two years in preparation for developing a new Five-Year Consolidated Plan and updating the Fair Housing Impediments report by the end of 2007. The Black Hills Area Homeless Coalition conducted a Housing Needs Assessment in September 2005 and a Homeless Point-in-Time Count and Needs Assessment in August 2006 with the encouragement and support of the City. In addition, a Community Needs Assessment was conducted by the United Way and published in January 2007 with support of the City and other interested non-profit service agencies in Rapid City and the Black Hills area. The assessments provided updated information regarding housing issues and impediments to choice for affordable housing, as well as community service needs. The information is being used by the City's Community Development Department, the Mayor's Housing Task Force, the United Way, the Black Hills Area Homeless Coalition, Pennington County Housing and Redevelopment Commission, and other agencies to formulate a coordinated plan to address the issues. The City Council has already amended the Consolidated Plan to include new additional high priority activities and set specific goals to be achieved for new and existing priorities.

The new Community/Neighborhood Issues identified in the three studies that affect people's abilities to secure affordable housing were:

1. Alcohol use/abuse;
2. Drug use/abuse;
3. Unemployment/underemployment;
4. Lack of housing for parolees;
5. Lack of additional emergency shelter rooms; and
6. Lack of transitional housing.

The City will work with community groups, non-profit organizations and the public to prioritize the issues and develop plans to address the needs. The needs will be included in the next five-year Consolidated Plan being developed this year.

**b. Identify actions taken to overcome effects of impediments identified.**  
**1. Housing development costs and fees;**

No reductions in housing development costs or fees have been granted for any housing projects. The City Council has the ability to grant exceptions to fees if they determine it necessary or worthwhile.

Higher densities for low-income housing may be considered to keep building costs down. Projects may be considered individually on a case by case basis by the Planning Commission and City Council for exceptions to the existing ordinance requirements.

City CDBG and Vision 2012 sales tax funds have been allocated to housing projects that benefit homeless and low-income households to cover costs of infrastructure, land acquisition, construction, and down payment and closing costs. Projects have included emergency shelters, transitional housing, single-family homeownership, affordable rental units, owner-occupied rehabilitation, and acquisition rehabilitation.

A Tax Increment Financing District was approved for infrastructure costs for an affordable housing project in Census Tract 114, which is currently a moderate-income census tract. Forty-two new single family homes were built for low-to-moderate and median income households.

The City continues to try to identify other funding sources to help reduce the costs for affordable housing and bridge the affordability gap.

**2. Neighborhood objections (the “Not In My Back Yard” syndrome – NIMBY) and housing discrimination;**

NIMBY’ism stems from lack of understanding and fear, and is best overcome through education. Fair Housing of the Dakotas is a non-profit organization that provides education seminars in the Rapid City area on South Dakota Fair Housing Laws, and investigates and assists people in filing fair housing complaints. They have received funding through HUD and South Dakota Housing Development Authority to provide these services. They work to eliminate housing discrimination through enforcement efforts and education. They received three housing

complaints in Rapid City in 2006. Two of the issues were resolved and one is still pending a decision. Fair Housing of the Dakotas also conducts educational classes in Rapid City, maintains a web site and sends out a quarterly newsletter.

Dakota Plains Legal Services receives CDBG funds from the City to provide civil legal services to low-income clients, which includes housing and ADA related issues, lease and contract reviews, legal representation, and community education seminars. Community education seminars have been provided regarding Fair Housing, domestic violence, and Medicare D.

Consumer Credit Counseling Service of the Black Hills conducts monthly Homebuyers Education classes, Financial Literacy, Budgeting and Predatory Lending seminars to the community. In FY 2006 they held seven Predatory Lending seminars attended by a total of 171 people.

An Affordable Housing Fair was held in June 2006 to provide information about homeownership, affordable rentals, Fair Housing Laws, tenant and landlord rights, neighborhood watch and neighborhood associations to the community.

The City makes Fair Housing brochures and booklets available to the public at the Information Desk in the lobby of the City/School Administration Building and at various public fairs, Home Shows and meetings.

The Mayor of Rapid City created an Undoing Racism Task Force in 2005. The Undoing Racism Task Force was created to decrease racial tensions and ignorance of other cultures within the community. Community meetings are held periodically to address issues regarding employment and economics, health, spirituality and trust, legislative issues, education, housing and transportation, public safety issues, and networking and media.



Three community assessments have been conducted to gather information about the homeless and low-income people in our community (as stated above in Affirmatively Furthering Fair Housing, section 3a). The information provided identified needs, gaps in services, and realistic numbers that the City and non-profit organizations are using to develop plans to address the issues and meet the needs of the community.

**3. Enforcement of 1994 UBC accessibility requirements rather than Fair Housing Act standards;**

This issue is no longer an impediment.

The City has adopted and now follows the 2003 International Residential Building Codes and follows the ICC/ANSI A117.1-2003 American National Standard for Accessible and Usable Buildings and Facilities. The City is currently working on the adoption of the 2006 edition of the International Residential Building Codes and expects them to be adopted by the end of 2007.

The Mayor appointed an Americans with Disabilities Act Compliance Committee, which meets as needed. The last meeting was held on November 15, 2006. The committee has surveyed issues of ADA compliance in regards to City owned buildings and is formulating a plan for addressing ADA issues.

One member of the committee, an Outreach and Advocacy Coordinator for Western Resources for dis-Abled Independence, comes in to the City Growth Management Department every week to review submitted building plans for ADA compliance. If the plans do not meet ADA guidelines, she contacts the architect or builder directly to discuss her recommendations. In most cases the recommendations are incorporated. There are no enforcement provisions, however developers usually accept and implement them. The committee is also accomplishing a survey for the development of an ADA Transportation Plan.

The City continues to monitor the provision of accessible housing units through the Building Department using the currently adopted Building Codes.

The City provided CDBG funds for FY 2007 to Western Resources for dis-abled Independence to perform handicap accessibility rehabilitation to rental units for disabled tenants. Funds may also be used to provide a “removable” access ramp.

#### **4. Lack of emergency and transitional housing units;**

In the past four years Rapid City has made progress on meeting the goals for emergency and transitional housing for Rapid City, as set forth in the Five-Year Consolidated Plans.

There are now four emergency shelters in Rapid City, a homeless transitional housing apartment building for families with children under construction, and a 60-bed Veterans Wing addition to Cornerstone Rescue Mission under construction.

In 2004, Working Against Violence, Inc. built a new, larger shelter for women and children victims of domestic violence, increasing the security provided and the number of beds available. Cornerstone Rescue Mission then bought the old WAVI shelter, remodeled it and opened it as a shelter for homeless women and children. This allows Cornerstone to provide a safer and more home-like environment for the women and children. It also allowed them to expand the number of beds available for men. Construction is currently underway on a new two-story addition, with full basement, to the Cornerstone Rescue Mission for a new Homeless Veterans wing. The Veterans Wing will add an additional 60 beds.

Ohitika, a Native American women’s shelter for victims of domestic violence has finished their planning stages for the construction of a new, larger shelter and is working on identifying and securing funding sources.

The following tables show the progress made on the high priority needs identified for emergency and transitional housing.

### EMERGENCY SHELTER HOUSING

<b>EMERGENCY SHELTER HOUSING</b>					
<b>Type of Housing</b>	<b>Agency</b>	<b>Type of Beds</b>	<b># Beds - 2002</b>	<b># Beds - 2006</b>	<b># Increase</b>
Homeless	Cornerstone Rescue Mission (2003-2007)	Women	22	22	0
		Men	62	87	25
		Families	16	20	4
		Vouchers	0	20	20
TOTAL BEDS AVAILABLE			100	149	49
Homeless Women & Children	Cornerstone Women's & Children's Home - (2004)	Women	0	16	16
		Families	0	22	22
TOTAL BEDS AVAILABLE			0	38	38
Homeless Veterans	Cornerstone Veterans Wing (2006-2007)	Men	0	40 - Under construction - completion est 9/07	40
TOTAL BEDS AVAILABLE			0	40	40
Victims of Domestic Violence	WAVI Shelter (2004)	Women/Children	26	37	11
TOTAL BEDS AVAILABLE			26	37	11
Victims of Domestic Violence	Ohitika Najin Win Oti (Standing Strong Woman Shelter)	Women/Children	10 + children	0	0
TOTAL BEDS AVAILABLE			10	0	0
<b>TOTAL EMERGENCY SHELTER BEDS AVAILABLE</b>			<b>136</b>	<b>264</b>	<b>138</b>

## TRANSITIONAL HOUSING

TRANSITIONAL HOUSING					
Type of Shelter	Agency	Type of Beds	# Beds - 2002	# Beds - 2006	# Increase
Severely, persistently mentally ill	Behavior Management Systems - Mainstream	Individuals	24	24	
TOTAL BEDS AVAILABLE			24	24	0
Women/Children	Behavior Management Systems - Full Circle	Women w/children who are recovering from alcohol &/or drug addiction	15	15	
TOTAL BEDS AVAILABLE			15	15	0
Men	VA Rapid City	Homeless Veterans	8	(Now part of Cornerstone)	-8
TOTAL BEDS AVAILABLE			8	0	8
Families w/children	Cornerstone Transitional Apartments -24 units (2006-2007)	Families	0	56 (Under construction)	56
TOTAL BEDS AVAILABLE			8	56	56
<b>TOTAL TRANSITIONAL HOUSING BEDS AVAILABLE</b>			<b>55</b>	<b>95</b>	<b>64</b>

**5. Lack of affordable housing units for both owner-occupied and rental housing for very-low and low-income households for single parents, families with children, seniors and persons with disabilities;**

It was determined this year that it is not actually a lack of housing units for very-low and low-income households, but lack of the subsidy money to bridge the gap between their wages and the affordable housing rents. The Housing Needs Assessment conducted in late FY 2005 showed that of 752 respondents, 41.3% make less than \$500 per month and 66.4% make less than \$1,000 per month. The respondents are unable to afford even a very small amount for rent due to disabilities that affect their ability to work, and a lack of education and work skills. Rapid City has an

adequate number of apartments, but there is a waiting list for Section VIII vouchers and subsidized housing. The Housing Task Force is working with Pennington County Housing and Redevelopment Commission to identify ways to create additional deep subsidy for housing for the very-low and low-income households. In addition, Career Learning Center offers job training and education programs.

**6. Low-income and wage levels/ lack of good paying jobs/ lack of job opportunities;**

Economic development is a high priority for Rapid City and continues to be actively pursued. Housing affordability issues all relate back to a lack of living wage jobs for the unskilled and uneducated. The City of Rapid City completed a number of economic development activities in FY 2006 but none of them had a designated benefit of "low/mod income jobs" or used Community Development Block Grant funds. The City of Rapid City has utilized other available funding sources for Economic Development. The City also supports economic development projects with funds from the Vision 2012 fund, Tax Increment Financing (TIF), and the Infrastructure Development Partnership Fund.

**7. Lack of affordable apartments for larger households of more than 5 people; and**

There continues to be a need for affordable apartments for larger families. One new affordable rental complex under construction this year included four bedroom apartments. However, some families have 12 or more people that require more space. The City will continue to work with and encourage developers to include a few larger units in their developments.

**8. Long waiting lists for subsidized housing or Section VIII vouchers;**

Waiting list times for subsidized housing and Section VIII vouchers tend to be cyclical, based on the notification and release of funds by HUD. The average wait time when funding announcements have not been released can be up to two years, as housing vouchers can not be released until the dollar amounts have been committed and it is possible

to determine the number of vouchers available. For a period of time after the funding notification is released, waiting times can decrease down to six (6) to nine (9) months, as a large number of vouchers become available. Pennington County Housing and Redevelopment Commission and the City of Rapid City continue to work together to try to find additional ways to reduce the cost of construction of subsidized units, so that the savings can be passed on to the tenants.

**9. Additional obstacles affecting the availability of affordable, fair housing have been identified in the Community Needs Assessment and United Way Listening Sessions as:**

1. Alcohol use/abuse;
2. Drug use/abuse;
3. Unemployment/underemployment;
4. Lack of housing for parolees;
5. Lack of additional emergency shelter rooms; and
6. Lack of transitional housing.

The Housing Task Force and Community Development Department have begun discussions on how to address these issues. Transitional housing projects have been identified and are moving forward, as are plans to build additional emergency shelter rooms. Cornerstone Rescue Mission is working with Federal, State and local officials to develop a plan for half-way housing for parolees. Job training and educational programs are offered for low-income people within the community. The most difficult issues to address are housing for chronic substance abusers. The City and State have been working with Behavior Management Systems to identify possible funding sources and programs to provide permanent and transitional housing for people with substance abuse issues willing to participate in treatment programs.

**4. Describe Other Actions in Strategic Plan or Action Plan taken to address obstacles to meeting underserved needs.**

N/A

**5. Leveraging Resources**

**a. Identify progress in obtaining “other” public and private resources to address needs.**

Local non-profit organizations were very successful in leveraging CDBG funds to access other funds that included state, federal and private funds. CDBG funds of \$420,147 were used to leverage additional funds in a ratio of \$72.95 for every CDBG dollar.

In addition, the City is currently exploring additional ideas for providing non-federal funds for affordable housing development, rehabilitation and supportive services. Possible sources include Tax Increment Finance Districts, Vision 2012 ½ cent sales taxes, Black Hills Vision’s Capital Campaign Fund Drive, capital investment by local lending institutions, and private foundations.

The City of Rapid City successfully utilized the CDBG funds to leverage numerous other public and private funding sources. The non-profits that provide direct services all accomplish local fund raising drives to help supplement their existing operational budgets. The Rapid City Community Development Corporation provides zero (0%) percent interest construction loans by utilizing the two hundred twenty-seven thousand dollars (\$227,000) that local banks and a credit union provided as donations to the Rapid City Community Development Corporation for the purposes of furthering affordable housing. Habitat for Humanity utilizes CDBG dollars for lot acquisition in addition to the donations from private individuals, member churches, local businesses, volunteer construction workers and sweat equity from the homebuyers to complete construction on their homes. The Teton Coalition utilizes private donations from individuals, local churches, lenders and the other federal funding sources to support their development of affordable housing. Rapid City’s Community Development Block Grant funds are used by the agencies as leverage to receive other grant funds from private foundations, local businesses and individuals who are supportive of the programs provided to the residents of our city. Affordable multi-family housing developments, such as the Gandolf Group, have used HOME funds, Low-income Housing Tax Credits (LIHTC), Community Development Block Grant (CDBG) funds, developer equity, Tax Increment Financing (TIF), Infrastructure Development Partnership funds and Federal

Home Loan Bank (FHLB) grants to complete their projects. The Corner Stone Rescue Mission leveraged funds from the Credit Union National Association, Western South Dakota Community Action and Consumer Credit Counseling Service of the Black Hills to provide the Family Financial Independence Loan Program to low-income people. Behavior Management Systems and Pennington County Housing have leveraged funds from the Continuum of Care Grant.

**b. How Federal resources from HUD leveraged other public and private resources.**

Federal funds in the amount of \$15,535,085 leveraged a total of \$11,098,429 in State and local funds, bonds, private donations, and private funds, which achieved a ratio of 72 cents for every federal dollar.

**c. How matching requirements were satisfied.**

The City does not require matching funds for CDBG funded projects. However CDBG funds were used to meet other matching requirements for Oglala Lakota College's expansion project as well as private foundation requirements for matching funds for public service activities.



TOTAL FUNDS LEVERAGED BY CDBG FUNDED PROJECTS FOR FY 2006

Agency	Project costs	Requested CDBG	Allocated CDBG	Federal Funds	State Funds	Local Funds	Bonds	Private Donations	Fundraising	Fees & Interest Income	In Kind	United Way	Mortgage/Re nts
Behavior Management Systems	\$24,000	\$24,000	\$24,000	\$4,428,980	\$231,642	\$85,955				\$1,307,320			\$137,157
Bethel Assembly of God	\$750,000	\$150,000	\$25,000					\$500,000					
CASA	\$372,050	\$38,200	\$3,335	\$170,000	\$50,000	\$6,000		\$17,552	\$70,500	\$2,500	\$2,300	\$85,000	
Catholic Social Services	\$46,437	\$15,000	\$7,500									\$31,437	
Childrens Care Rehab Center	\$3,598,653	\$100,000	\$42,794				\$1,378,147	\$498,424	\$1,622,082				
Cornerstone Apartments	\$2,612,018	\$100,000	\$100,000	\$642,720	\$1,579,296	\$250,000					\$40,000		
Dakota Plains Legal Services	\$42,320	\$20,000	\$5,500	\$1,430,549	\$155,354	\$168,000						\$18,500	
RCCDC	\$477,625	\$250,000	\$80,000			\$225,000					\$2,625		
Salvation Army	\$275,525	\$50,000	\$32,937	\$3,500				\$140,025				\$82,000	
WAVI	\$747,000	\$58,500	\$5,000	\$245,500		\$8,000		\$152,500	\$55,000	\$50,000	\$100,000	\$70,000	
West River Foundation Rehab	\$1,500,000	\$150,000	\$75,000	\$1,350,000									
YFS - Counseling	\$276,499	\$22,120	\$5,000	\$24,200	\$23,800	\$7,600		\$30,000	\$4,000	\$139,128		\$35,000	
YFS - Monroe Street	\$25,058	\$25,058	\$14,081	\$6,819,489				\$372,519	\$85,585	\$1,113,934		\$164,547	
<b>Total Funds Leveraged</b>	<b>\$10,747,183</b>	<b>\$1,002,878</b>	<b>\$420,147</b>	<b>\$15,114,938</b>	<b>\$2,040,092</b>	<b>\$750,555</b>	<b>\$1,378,147</b>	<b>\$1,711,020</b>	<b>\$1,837,167</b>	<b>\$2,612,882</b>	<b>\$144,925</b>	<b>\$486,484</b>	<b>\$137,157</b>

## **Managing the Process**

### **1. Describe actions taken during the last year to ensure compliance with program and comprehensive planning requirements.**

The Community Development Department staff attended HUD training sessions to improve their knowledge and skills for administering the CDBG program during the fiscal year. Training sessions included:

- Effective Management of CDBG Sub-recipients in October, 2006 in Beaumont, TX attended by the Community Development Director and Program Specialist;
- IDIS training in May, 2006 attended by the Community Development Administrative Assistant; and
- Outcomes Performance training in May, 2006 attended by the Community Development Administrative Assistant.

The Community Development Department staff provides training to anyone interested in applying for funds or receiving funds.

- Prior to publishing a request for proposals for funding, Staff conducts a training session for all interested applicants where program guidelines are reviewed and eligible and ineligible activities are discussed. The training has really improved the quality of the applications received and eliminated ineligible applications for non-qualifying activities.
- Prior to funding being awarded, staff does an analysis of the projects to ensure that they meet both a HUD National Objective and a City Consolidated Plan High priority. They are reviewed for financial feasibility and required documentation.
- Staff conducts a detailed training session on the Contract that will be signed with Sub-grantees prior to release of funds. This training reviews administration, funding draws, reporting, documentation, accounting, environmental, and legal obligations related to the CDBG program and program delivery for the approved activities. This training sets expectations and describes the procedures that will be used. The training has eliminated many misunderstandings and improved the reporting and timely use of the funds.

## **Citizen Participation**

### **1. Provide a summary of citizen comments.**

*No comments received at time of posting. Any comments received during the comment period or at the Public Hearing will be inserted prior to submission to HUD.*

2. In addition, the performance report provided to citizens must identify the Federal funds made available for furthering the objectives of the Consolidated Plan. For each formula grant program, the grantee shall identify the total amount of funds available (including estimated program income), the total amount of funds committed during the reporting period, the total amount expended during the reporting period, and the geographic distribution and location of expenditures. Jurisdictions are encouraged to include maps in describing the geographic distribution and location of investment (including areas of minority concentration). The geographic distribution and expenditure requirement may also be satisfied by specifying the census tracts where expenditures were concentrated.

*\*Please note that Citizen Comments and Responses may be included as additional files within the CPMP Tool.*

The City recognizes the obligation to provide adequate information to citizens regarding those programs through which they may seek funding. Information received through public input at meetings and during comment periods is disseminated to organizations, the public, and businesses. The City also encourages public participation in the planning and decision-making processes conducted for the Community Development Block Grant Program and the City Consolidated Plan. Full public access of information pertaining to the CDBG program is provided to citizens, public agencies, and other interested parties, including those most affected by proposed activities. Affirmative efforts will continue to be made to make information available to citizens, and to encourage their submission of views and proposals, especially those of low, very low, and extremely low-income and to those residing in slum and blighted areas and in areas where funds from Federal or State programs are proposed to be used. Citizens have the opportunity to offer their comments regarding the CDBG program in writing to the Rapid City Community Development Department, or in person at public hearings and City Council meetings. Thirty-day comment periods are held to collect public input on CDBG fund allocations, the Annual Action Plan, and the Five-year Consolidated plan.

A fifteen-day comment period and public meeting are held to collect public input on the Consolidated Plan Annual Performance Evaluation Report (CAPER). The City publicizes all hearings, grant application periods, funding proposals and decisions and grant related training programs to the public by use of emails, letters and newspaper ads. The City provides a notice in the Rapid City Journal and the Lakota

Journal stating that the Annual Performance Report is available for review and interested persons are encouraged to provide comments on the performance of the CDBG program during the program year. This is a large notice, designed to draw attention to those who may be interested. Community residents, historically, do not attend public hearings or meetings, and are not interested in commenting on issues that do not directly affect them. Notices of public meetings are mailed to non-profit organizations, neighborhood watch organizations, and individuals interested in the CDBG program to encourage their input and attendance at these meetings. Public meetings are typically held at Legal and Finance Committee Meetings around 12:30 pm or in the early evening to allow people who work during the day to attend. Although this has increased participation, the number of people attending the hearings remains small. The Consolidated Plan, the Annual Action Plan and Performance Reports are posted on the City website along with other notices pertaining to the CDBG program.

# Affidavit of Publication

STATE OF SOUTH DAKOTA  
County of Pennington

ss.

Patricia K. Van Patten, being first duly sworn, upon her oath says: That she is now and was at all times hereinafter mentioned, an employee of the RAPID CITY JOURNAL COMPANY, a corporation, of Rapid City, South Dakota, the owner and publisher of the RAPID CITY JOURNAL, a legal and daily newspaper printed and published in Rapid City, in said County of Pennington, and has full and personal knowledge of all the facts herein stated as follows: that said newspaper is and at all of the times herein mentioned has been a legal and daily newspaper with a bonafide paid circulation of at least Two Hundred copies daily, and has been printed and published in the English language, at and within an office maintained by the owner and publisher thereof, at Rapid City, in said Pennington County, and has been admitted to the United States mail under the second class mailing privilege for at least one year prior to the publication herein mentioned, that the advertisement, a printed copy of which, taken from said RAPID CITY JOURNAL, the paper in which the same was published, is attached to this sheet and made a part of this affidavit, was published in said paper once each week for one successive week, the first publication thereof being on the twenty-eighth day of May, 2007, that the fees charged for the publication thereof are Seventy-six Dollars and ninety-five cents, for legal display advertisement.


Patricia K. Van Patten

Subscribed and sworn to before me this 29<sup>th</sup>  
May, 2007.

Kathy L. Graff

Notary public

April 29



## COMBINED PUBLIC NOTICE AND PUBLIC MEETING

The City of Rapid City has completed the Consolidated Annual Performance and Evaluation Report (CAPER) for the Community Development Block Grant (CDBG) 2006 Fiscal Year, from April 1, 2006, to March 31, 2007. Comments on the City's FY 2006 CAPER will be accepted until 4:00 p.m. on June 13, 2007, at which time all comments received will be considered and any changes warranted will be made.

The Community Development Division will conduct a public meeting to accept comments on the 2006 CAPER in conjunction with the Legal and Finance Committee meeting on June 13, 2007, at 12:30 p.m. at 300 6th Street, Rapid City, SD. On June 19, 2007, the report will be submitted to the U.S. Department of Housing and Urban Development (HUD).

A copy of the report is on file for reference at the Rapid City Public Library, 610 Quincy Street, Rapid City, SD, Pennington County Housing and Redevelopment Commission, 1805 Fulton, Rapid City, SD; the Community Development Division, 300 Sixth Street, Rapid City, SD; or, by visiting the City web site at [www.rcgov.org](http://www.rcgov.org).

If you desire to attend this meeting and are in need of special accommodations, please contact the Community Development Division at 394-4181 so that appropriate auxiliary aides and services are available.

## **Institutional Structure**

### **1. Describe actions taken during the last year to overcome gaps in institutional structures and enhance coordination.**

The City of Rapid City supports the development of public, private, non-profit and for-profit organizations that provide needed support and services to the residents of the community.

The Rapid City Community Development Division provided technical support to agencies and organizations that were interested in utilizing Community Development Block Grant funds and worked to create partnerships for addressing needed services among agencies, and to avoid duplication of services, when possible. The Community Development Specialist also served as an advisor to the boards of the South Dakota Homeless Consortium, the Black Hills Region Homeless Coalition, the Rapid City Community Development Corporation, the Teton Coalition, and the Neighborhood Housing Services of the Black Hills steering committee for the Dakota Land Trust, providing guidance and technical advice for projects they wish to undertake.

Non-profit agencies, social services, health care providers, public institutions, and private industries are all instrumental in formulating and carrying out the Consolidated Five Year Plan and the Annual Action Plan. Services provided by their organizations helped to stabilize families, teach life skills needed to retain, maintain and sustain their home life and housing, provide financial assistance to prevent homelessness, provide counseling, financial literacy and homebuyers education to provide households with the support needed to be successful tenants and homeowners. Funding was provided to organizations to carry out those activities identified as priorities to meeting the needs of the community.

The Rapid City Community Development Division served as the lead agency in defining housing needs within the community. Non-profit organizations interested in developing housing, bankers interested in working with developers, direct service providing agencies dealing with clients needing affordable housing, and the general public desiring information on services available contacted the Community Development Division over the past year for assistance and guidance on how to

achieve their goals. All of the contact information received helped the City in stay informed about what was being proposed for affordable housing development in Rapid City, and what is still needed. Contact with South Dakota Housing Development Authority regarding applications for State funding provided the City with information regarding funds leveraging additional housing units being constructed with non-CDBG funds.

The Rapid City Community Development Division worked closely with the non-profit organizations in the community, to identify the most critical needs of low-income residents. The Staff increased outreach to the community through the Chamber of Commerce, Economic Development Agencies, neighborhood organizations and service clubs, non-profit agencies and local developers so that gaps in the delivery system of services could be minimized and to provide more education to business leaders regarding the needs and success stories of low-income residents.

## **Monitoring**

### **1. Describe how and the frequency with which you monitored your activities.**

Staff monitors and audits activities in a number of different ways to ensure compliance with the program guidelines.

- Staff audits the file every time a draw request is received to ensure that all required supporting documentation has been received and that draw amounts are accurate. Accounting sheets are maintained in the City CDBG Department file as well as the Finance Department. The draw undergoes review by three people prior to being processed to ensure accuracy.
- Site visits are conducted with all new applicants at the beginning of the program year for the purpose of meeting the staff that will be involved with administering the funded program, discussing any questions or concerns on how they will handle the program and supporting documentation and files, and to review procedures. Staff provides technical assistance for maintaining files and tracking information.
- Site visits and audits are to be performed on all agencies on a rotating basis with emphasis on agencies who have program staff turnover or who are experiencing financial instability. This past year two site audits were performed. Technical assistance was provided on how to better track their information, set up files, and complete reporting forms and draw requests. No negative findings were found.

- A final audit of each file is accomplished upon close out of funding and completion of the activity. The final audit reviews the accounting sheets and reporting documentation.

It was Staff's goal to do an on-site audit of all sub-grantees during FY 2006, however due to staffing and time constraints, it was not possible.

## **2. Describe the results of your monitoring including any improvements.**

In fiscal year 2006 site visits were made to Rapid City Community Development Corporation, Bethel Assembly of God, Behavior Management Systems, Children's Care Rehab Center, and Habitat for Humanity.

A file audit was performed with Black Hills Area Habitat for Humanity due to staffing changes. Files were in order. It was suggested that tracking sheets for each file would help new staff for file set-up, maintenance and reporting. Tracking sheets were provided and implemented.

Technical assistance was provided to Lutheran Social Services, Behavior Management Systems, Rapid City Community Development Corporation, Habitat for Humanity, West River Foundation and Children's Care Rehab Center.

No problem areas were identified. The quality of reports and supporting documentation for draws has increased as a result of the technical support.

Monitoring did not identify any major issues.

## **3. Self Evaluation**

### **a. Describe the effect programs have in solving neighborhood and community problems.**

Projects are chosen to meet the most pressing needs of the community. Transitional housing has been a high priority need in the Consolidated Plan since 1985. Construction has started on a 24-unit apartment building to provide intensive supportive services and housing for homeless families with children. This will allow families the time to stabilize their family situation before moving on to permanent housing, increasing their odds for success.

Behavior Management Systems' Medication program is helping to solve a serious problem affecting homeless people needing medications to help stabilize



their lives for mental illness, medical problems or addictions. Many homeless people are released from the hospital, jail, detox, etc., with only three days medication. Many have no money to purchase additional medication, and the cost is often several hundred to a thousand dollars per prescription. CDBG funds cover the salary for a person to apply to pharmaceutical companies for free drugs for qualified clients. The program saved the City over \$175,000 in the first six months in medication costs alone. Negative set-backs for the clients decreased from 75% to .4%.

Housing programs help bridge the gaps between income and acquisition costs, making it possible for low- and moderate-income families to purchase their own home.

Public Service projects funded provide free or reduced cost services that help to stabilize situations, families or individuals. Services provided help reduce costs to the community by reducing the use of the emergency room, jail, detox, and other more costly means of resolving issues.

Renovations on public facilities provide safer buildings for meetings and activities. They also allow increased access to people with disabilities, providing equal opportunity for all residents.

**b. Describe progress in meeting priority needs and specific objectives and help make community's vision of the future a reality.**

The Rapid City community works diligently with non-profit agencies, developers of affordable housing, and City departments in an effort to identify and plan improvements that support the overall Consolidated Plan high priority goals. The City was successful in providing assistance to many Rapid City citizens through eligible CDBG programs in FY 2006. Many of the high priority needs and objectives have been addressed.

***(See the priorities addressed under the Community Development section above.)***

**c. Describe how you provided decent housing and a suitable living environment and expanded economic opportunity principally for low and moderate-income persons.**

The City of Rapid City receives Community Development Block Grant funds from HUD as an Entitlement city. The Community Development Division administers the CDBG program, which funded local non-profit agencies that provided needed services, counseling, assistance and housing to homeless and low-to-moderate income people residing in Rapid City.

Projects funded provided down payment and closing cost assistance to homebuyers, purchased land for new house construction, provided rent/mortgage and utility payment assistance to prevent homelessness, counseling services, medical prescription cost assistance, youth activities, legal services and public facilities upgrades and new construction.

A close working relationship with non-profit direct service providers in the community helps keep the City informed of citizen needs of all types, not just housing. By reaching out to the community through the Chamber of Commerce, the Economic Development Partnership, neighborhood organizations, and service clubs, gaps in the delivery system of services can be minimized and education of the business leaders as to the needs of the low-income residents is accomplished.

In addition, the Community Development Division continued to work with the Mayor of Rapid City and his Housing Task Force to develop a long range housing plan that identifies the housing needs that exist and develop a plan for addressing them. The Housing Task Force will continue to address the identified housing issues and adopt a plan to eliminate chronic homelessness within ten years. The plan will be presented to City Council for their comments, input and support, and then be taken to the public for their input and comments before finalization. The Task Force will help identify funding sources, interested developers and project leaders. Rapid City seeks to increase the number of low-income transitional housing projects, thereby increasing the numbers of homeless households and persons assisted with transitions from shelters to permanent housing.

**d. Indicate any activities falling behind schedule.**

Rapid City Community Development Corporation and West River Foundation have not been able to meet their goals in the program year due to high costs of existing properties or land, increasing construction and materials costs and the severely deteriorated state of many homes that require more rehabilitation than funding will allow. Both agencies continue to work with other agencies and realtors and developers in the community to identify properties.

**e. Describe how activities and strategies made an impact on identified needs.**

In 2005 the City, County, and State fought vigorously to get Ellsworth AFB removed from the base closure list. It was a successful effort that saved many jobs and eliminated a potentially devastating blow to the local economy. One successful result of the Ellsworth effort is that the military is consolidating five financial centers into one that will be located at Ellsworth AFB. The new financial center is expected to create 750 new jobs.

The City of Rapid City, Chamber of Commerce, and Rapid City Economic Development Partnership continue to aggressively pursue new industry and businesses for the area that typically have higher wage scales and job opportunities. They are working to attract high tech businesses that generate higher wage jobs for graduates of the local universities, colleges and vocational technical school. The City has also allocated funds in the FY 2007 CDBG program for the establishment of a micro-enterprise loan fund for low income persons starting or expanding a business.

The City allocated CDBG funds to provide transitional housing for homeless families that will house 24 homeless families with children and provide them with stabilizing supportive services to help them transition back into permanent housing. Funds have also been allocated and used to perform rehabilitation on existing housing stock, which has allowed low-income home owners to maintain and remain in their own homes.

Three new shopping malls in Rapid City are scheduled to begin construction in 2007. This will add hundreds more retail jobs, increasing competition for

employees among the retailers and possibly driving wages higher to attract experienced employees.

The construction of a new Youth Center in North Rapid will provide a close-to-home, safe, convenient place for children of low-to-moderate income families to go to play and participate in organized youth activities.

The medical prescription grant program begun by Behavior Management Systems to provide free medications to homeless people with mental or physical illnesses or needing substance abuse treatments has already had a significant effect on the community. In the first six months of the program it saved the community over \$71,000 in medication cost write-offs alone for the homeless. Prior to the project, at least 75% of the clients were likely to have at least one negative set-back, requiring hospitalization, de-tox, jail or admission to the mental illness wing of the hospital. Only 11 set-backs were realized out of 175 clients receiving assistance. This has saved the City additional thousands of dollars in unpaid ambulance rides, incarceration and hospital charges.

**f. Identify indicators that would best describe the results.**

The increased numbers of emergency shelter and transitional housing beds have reduced the need and number of vouchers (and cost) for motel rooms due to overcrowding at the Missions. We hope to see an increase in median incomes over the next few years due to the increased numbers of new jobs being created in the community. Legal services and community seminars on tenant and homeowner's rights have reduced the number of Fair Housing and predatory lender complaints and evictions. Housing activities will increase the number of homeowners and will produce a reduction in the number of homes rated as substandard.

**g. Identify barriers that had a negative impact on fulfilling the strategies and overall vision.**

Affordable housing for the homeless, renters and potential homebuyers continues to be one of the top concerns of the citizens, and the City. The average sale price of a single-family home in the Rapid City area in 2006 was \$164,826, a 5% increase over a 2-year period. The average sale price of new

---

construction homes rose 17% over the past two years to \$203,465. The increases are due to rapidly rising costs for the land, development and materials.

**h. Identify whether major goals are on target and discuss reasons for those that are not on target.**

Major goals for most of the Consolidated Plan are on track, or have already been met. Some activities have been awarded funds for FY 2007 to address issues not yet met. Those that have not been met or funded for FY 2007 are due to lack of funds and agencies with the technical expertise to carry out the needed programs. The City has made very good progress on the high priority goals. *See the Goals and Achievements Chart.*

**i. Identify any adjustments or improvements to strategies and activities that might meet your needs more effectively.**

The City is starting the public input process for the development of the new consolidated plan that is due in January 2008. As the City receives input from the public and other stake holders, new strategies will be discussed to address the issues identified. At this time there are no adjustments or improvements planned.

## **Lead-based Paint**

**1. Describe actions taken during the last year to evaluate and reduce lead-based paint hazards.**

Due to the limited amount of CDBG dollars that Rapid City receives, the City is unable to fund projects that require Lead based paint remediation or relocation. However, the City provides a home rehabilitation program for owner-occupied low-income families, and performs lead based paint testing on homes, per HUD regulations, and provides disclosures to the owners.

Contractors continue to be disinterested in working on units where lead tests show high levels of lead paint due to work practices required in order to pass a clearance inspection. The construction activity in the Rapid City community continues to be very strong and the building trade community has had plenty of work on new construction homes, without having to deal with Federal requirements on lead paint. As a result rehabilitation projects that involve lead based paint abatement must be

denied due to cost and lack of qualified contractors willing to do the work. Over 50% of Rapid City housing was built prior to 1978, and there are now three (3) certified lead contractors working in the community. A visual assessment of deteriorated paint surfaces is conducted by an Independent Home Inspector to determine the scope of work needed or required on a home. Any home failing the visual assessment must have lead based paint tests performed prior to any work being scheduled. The City contracts with Western South Dakota Community Action's certified lead inspectors to do the lead assessments on homes in the Neighborhood Restoration Program and other City administered and reviewed projects requiring them. However, the City program has limited funds for rehabilitation costs, which, in many cases, will not cover the cost of the abatement, should it be required. The City will continue to work to increase the number of contractors certified to work on lead paint projects. The City will continue to seek other funding sources to address lead based paint issues.

## Housing Needs

\*Please also refer to the Housing Needs Table in the Needs.xls workbook.

### 1. Describe Actions taken during the last year to foster and maintain affordable housing.

Affordable housing for the homeless, renters and potential homebuyers continues to be one of the top concerns of the citizens, and the City. The average sale price of a single-family home in the Rapid City area in 2006 was \$164,826, a 5% increase over a 2-year period. The average sale price of new construction homes rose 17% over the past two years to \$203,465. The increases are due to rapidly rising costs for the land, development and materials.

The City allocated CDBG funds to provide transitional housing for homeless families, rehabilitation of existing housing to maintain affordability, down payment and closing cost assistance for home purchases and funds for land acquisition for new construction single-family homes.

Housing Priorities that were met by CDBG funded projects include:

**Corner Stone Rescue Mission – Corner Stone Apartments Project** used CDBG funds to pay for land acquisition for the construction of a 24-unit apartment building for transitional housing for homeless families with children.

Priority — Create new affordable rental housing  
Homeless and special needs populations -  
Individuals

Priority — Transitional Housing  
Homeless and special needs populations –  
Individuals

**West River Foundation for Economic and Community Development** used CDBG funds to purchase a substandard property for rehabilitation and resale to a low-income household. This project supported the Weed and Seed’s program goal of revitalization of older, deteriorating neighborhoods. (See below – this project meets two priorities of the Consolidated Plan)

Priority — Owner-occupied housing rehabilitation  
Extremely low, very low, and low-income  
Preserve housing stock through rehabilitation

Priority — Home Ownership for Low to Moderate Income People  
Acquisition cost assistance  
Home ownership opportunities for extremely low, very low and low-income renters

*In addition to the above funded projects, four agencies carried forward funds from previous years to complete projects that addressed the following priorities:*

**The City of Rapid City's Neighborhood Restoration Program** utilized CDBG funds and program income carried forward from 2004 to assist low-income homeowners with repairs to their homes that address accessibility, structural, energy efficiency, and health or safety issues

Priority — Owner-occupied housing rehabilitation  
Extremely low, very low, and low-income  
Preserve housing stock through rehabilitation

**The Rapid City Community Development Corporation** provided direct homeownership assistance in the form of principal reduction, down payment or closing cost funds to a low-income household purchasing a home using program income received from homes sold or refinanced in 2005 and 2006.

**The Teton Coalition** used program income received from the refinance/resale of a home previously funded with CDBG dollars to provide direct homeownership assistance in the form of down payment and/or closing cost assistance to a low-income household purchasing a home.

**Black Hills Area Habitat for Humanity** used funds carried forward from 2005 to acquire land and pay infrastructure and program delivery costs for the construction of new homes for low income families.

Priorities — Home Ownership for Low to Moderate Income People  
Acquisition cost assistance  
Home ownership opportunities for extremely-low, Very-low and low-income renters

## **Specific Housing Objectives**

- 1. Evaluate progress in meeting specific objectives of providing affordable housing, including the number of extremely low-income, low-income, and moderate-income renter and owner households comparing actual accomplishments with proposed goals during the reporting period.**

Progress for meeting our affordable housing goals for FY 2006 were not as good as we hoped. Development and land costs have driven the prices of homes and new construction beyond the qualifying limits of most low-to-moderate income

---



households. Affordable land was not available to build on and existing homes, even those in need of much repair, were selling at prices above the price ranges that would allow for resale to low-to-moderate income buyers. The City is support the efforts of Neighborhood Housing Services of the Black Hills to start a land trust for the area that will help with long term affordability. The land trust should be set up and operable by July, 2007.

In spite of the shortage of land and homes to purchase, fourteen (14) homes received rehabilitation and one (1) existing home was purchased and rehabilitated for resale, and is currently being marketed. One homebuyer received down payment and closing cost assistance that allowed them to purchase their own home. Two hundred ninety-four households were assisted with delinquent rent, mortgage or utility payment assistance that helped them avoid eviction or foreclosure.

Affordable rentals and housing projects took place in all parts of the city. See Location Maps of affordable housing projects and existing rental units. Affordable rental stock has primarily been located in the North Rapid area. The area has been the most centralized to the public services for low income people, jobs and the shopping centers. Many low income people do not have cars or the money to afford use of the city bus system, so the North Rapid area has provided housing within walking distance of the services they need.

The rapid growth of Rapid City over the past couple of years has provided for more diversity of locations for housing and jobs. The maps in the appendix of this report show the locations of both public housing and new apartment buildings. Census Tract maps are included to identify locations of housing for different demographics. At first glance it would appear that Census Tract 114 west of I-190 is a large area of with a high Native American and low income household concentration. However, that area is primarily undeveloped hilly land which is now a park and commonly referred to as "M Mountain" or Cowboy Hill. The west side of Cowboy Hill is primarily commercial with a few older, scattered homes and a section of newer apartments and a senior assisted living complex. There is a small area of low income housing on the east side between the hill and I-190. *See Maps in Appendix.*

**2. Evaluate progress in providing affordable housing that meets the Section 215 definition of affordable housing for rental and owner households comparing actual accomplishments with proposed goals during the reporting period.**

All CDBG funded housing projects completed in 2006 met the Section 215 definition of affordable housing as defined in 24 CFR 92.252 (rental housing) and 24 CFR 92.254 (homeownership).

**3. Describe efforts to address “worst-case” housing needs and housing needs of persons with disabilities.**

The major barrier to affordable housing, for home purchase and rentals, continues to be a lack of livable wage jobs for people without higher education. A person making only minimum wage in South Dakota needs to have 2.3 minimum wage jobs in order to afford a two bedroom apartment. A housing needs assessment accomplished in September 2005, by the Black Hills Area Homeless Coalition of 752 people utilizing various social service agencies in Rapid City, showed that 66.4% of the respondents made less than \$1,000 and 41.3% made less than \$500 per month. The 2000 Census shows that 5,411 households in Rapid City are cost burdened paying more than 30 percent of their income for housing expenses. The City will continue to seek additional funding sources to provide more job training, education, livable-wage jobs, and assistance to bridge the gap.

The City's Neighborhood Restoration Program provides funds to perform rehabilitation on owner-occupied homes in need of repairs for safety, structural, health, and accessibility issues. Approximately 43% of the housing in Rapid City is over 50 years old. Low income households struggle with the costs of maintaining their homes and the homes falls into substandard condition. The Neighborhood Restoration Program returns homes to livable, standard conditions, allowing them to remain in their homes.

Western Resources for dis-abled Independence (WRDI) performed accessibility modifications to owner-occupied units in town, using non-CDBG funding sources. However many tenants are unable to secure affordable housing that is handicap accessible, and funding sources for rehabilitation on non-owner occupied housing is difficult to access. WRDI has a waiting list that is over a year long for access ramps and bathroom modifications for rental properties. A lack of funding is a major

obstacle to meeting this need. The Housing Task Force identified this need as a high priority for 2006 and the City Council adopted it as part of an amendment to the Consolidated Plan. The City has allocated funds in the FY 2007 CDBG budget to make modifications and access ramps for rental units.

## **Public Housing Strategy**

### **1. Describe actions taken during the last year to improve public housing and resident initiatives.**

The City of Rapid City does not fund public housing improvements or resident initiatives. Pennington County Housing and Redevelopment Corporation (PCHRC) receives Public Housing Capital Program funds, Section 8 Tenant Based Assistance Funds, and Shelter Plus Care funds to maintain its properties in safe and sanitary conditions for the residents and fund assistance programs for low-income tenants.

PCHRC offers a Self Sufficiency Program to tenants who wish to pursue homeownership and qualify for the program.

PCHRC acquired a parcel of land in North Rapid that is adjacent to land purchased by the school district for construction of a new school in the future. It is also in an area of rapid growth for new homes and businesses.

Rapid City has a joint cooperation agreement with PCHRC that provides for the collaboration on the development of affordable housing units. The administrator of PCHRC works closely with Rapid City's Community Development Specialist in reviewing needs for housing development, public housing tenant needs within the community, and jointly working to further additional affordable housing locally. PCHRC's Agency Plan is on file with Rapid City. Rapid City will consider requests by PCHRC for Certifications of Consistency with the Consolidated Plan.

The Shelter Plus Care funds received by PCHRC are used for scattered site permanent supportive housing units for dually diagnosed homeless people. This project is a collaborative effort of PCHRC and Behavior Management Systems and members of the Black Hills Area Homeless Coalition, who provide In-Kind supportive services to the tenants. Twenty-five units were funded and have full occupancy.

## **Barriers to Affordable Housing**

**1. Describe actions taken during the last year to eliminate barriers to affordable housing.**

The City funded housing agencies to assist with down-payment and closing cost assistance, land acquisition for new home construction and purchase rehab of existing homes. All of the programs provide zero 0% percent loans, with no payment to the buyer, to assist them in qualifying for the homes.

Two housing agencies, Consumer Credit Counseling Service of the Black Hills (CCCSBH), and the Teton Coalition provide homebuyers education classes at no cost for anyone interested in learning about the home buying process. CCCSBH also offers financial literacy classes, as well as credit, budgeting and foreclosure counseling. They are funded through the states Homeownership Education Resource Organization and other grant and private donations. The City is supporting the formation of a land trust that will help create long term affordability of homes in the area. Dakota Legal Services and CCCSBH offer community seminars on tenant rights and predatory lending, to help people understand what their rights are and how to protect themselves in housing and financial deals.

An Affordable Housing Fair was held in June of 2006 to provide information to the community on affordable homes for purchase and rent. A tour of homes and rentals was also included. Booths were set up by area housing agencies, lenders, realtors, developers, counseling agencies, homeless facilities and the Community Action Weatherization Program. In addition, demonstrations were held throughout the day on home repairs, decorating, and home buying.

An assistance program was funded through Lutheran Social Services' Stepping Stones program to assist youth transitioning out of the Foster Care of detention centers due to age to get set up in their first apartment, and to get clothing and identification for procuring a job.

The first affordable housing tax increment district was set up to help with infrastructure costs for new homes that are being built. Forty-two homes are being offered for households with incomes up to 115% of the median income. The

developer must offer the lots at a reduced price to low-to-moderate income homebuyers.

## **HOME/ American Dream Down Payment Initiative (ADDI)**

### **Rapid City does not receive HOME or American Dream Down Payment Initiative funds.**

The City of Rapid City is not a HOME funds entitlement community. HOME funds are disbursed at the state level through direct applications to South Dakota Housing Development Authority. The City provided support letters to developers or organizations applying for funding for qualifying activities that were identified as a high priority in the Rapid City Consolidated Plan.

- The City provided a support letter for the Eagle Ridge Phase II Apartments project. The first phase has been completed and is already filling the apartments with qualified low-income tenants. Phase II began construction in the spring of 2007 and will provide an additional 52 apartments, 26-2 bedroom and 26-3 bedroom apartments.
- The City also provided support letters for applications for FY 2006 HOME funds for West River Foundation for Economic and Community Development's acquisition rehabilitation project and Cornerstone Rescue Mission's 24-unit transitional housing project for households with children.

The American Dream Down Payment Initiative (ADDI) Funds are administered by the State, through the South Dakota Housing Development Authority and were originally designated for use by Native Americans on the state's Indian Reservations. The use of American Dream Down Payment Initiative (ADDI) funds was amended to allow use of the funds by all South Dakotans in late 2006. In 2006, eight ADDI loans were utilized in Rapid City.



## **Homeless Needs**

\*Please also refer to the Homeless Needs Table in the Needs.xls workbook.

### **1. Identify actions taken to address needs of homeless persons.**

Ending chronic homelessness is a high priority of the Strategic Plan and the City is working on developing a ten-year plan to achieve that goal. In previous years, the focus for funding activities has been on developing affordable single family housing.

That focus has shifted to funding activities that will help provide housing first to homeless people, along with the needed supportive services to address household issues. There is a marked shortage of transitional housing in Rapid City, which contributes to the “revolving door” syndrome experienced by so many homeless. Transitional housing will provide people transitioning from the shelter to permanent housing the time needed to accrue some financial reserves, get supportive services and job training so they can be more successful in retaining housing.

The Black Hills Area Homeless Coalition accomplished a point in time count and needs assessment of homeless people to obtain information from the homeless on what services they are currently using and what services they feel they still need. The count helped the City to set specific numbers and goals to aid the homeless. (see Goals and Accomplishments Attachment)

Local Agencies participated in *Homeless Connect Week* in December, 2006, with the City’s encouragement, by holding a “Homeless Connect Day”, during which homeless people were able to access information and services from many agencies at one time, in one spot. Booths were set up by 23 agencies to offer information on services available to the homeless, and participants were assisted with intake applications requesting needed services. Some medical screening tests were offered for diabetes and blood pressure. Food, blankets and other personal care items were also distributed to the participants. Although the turnout was small it was successful not only for the homeless, but for the agencies as well. The event provided a great opportunity for agencies to learn more about each other and set up new referral networks, while serving the homeless. As a result, the Agencies have decided to hold *two* Homeless Connect Days in 2007, that will include more service providers and benefits for the people, and will they will expand it to include low-income people as well as the homeless. Additional medical screenings will be offered along with hair cuts, makeovers, and job interview clothing.

A community assessment was conducted in January 2006 in partnership with the United Way and other non-profit organizations in the Black Hills Area. The Assessment provided information for the creation of new five year strategic plans as well as a new City Consolidated Plan.

CDBG funds are being leveraged with HOME funds, HUD Supportive Housing Program Funds, City of Rapid City Vision 2012 funds, and Federal Home Loan Bank funds along with other private grants and local donations to be used in the construction of transitional housing to help move homeless families from the emergency shelters to apartments with supportive services. Ground breaking and the start of construction began in April 2007 on the 24-unit apartment building.

Individual agencies within the community also receive funds from many foundations and private donors to provide services to the homeless or for homeless prevention. CDBG funds provided:

- a staff person to access grants for free drugs for the homeless and low income people participating in case management and counseling programs.
- free legal services to homeless, low-income, elderly and/or victims of domestic violence.
- identification papers, clothing, and food to youth aging out of the foster or state systems, to help them get started on a job or with their first apartment.
- funds for delinquent utility, rent or mortgage bills to prevent homelessness, and rent deposits to secure housing.
- emergency shelter for victims of domestic violence.

**2. Identify actions to help homeless persons make the transition to permanent housing and independent living.**

There is very limited transitional housing in Rapid City, and it has been identified by the Mayor's Housing Task Force as a high priority need. The City is providing CDBG and Vision 2012 funding to Cornerstone Rescue Mission for the acquisition, infrastructure and/or construction of the 24-unit apartment building. The apartment building will include two- and three-bedroom units, a common/activity room and three counseling offices. Qualifying households accepted into the transitional housing program will be allowed to stay in the apartments for a maximum of 24 months during which time they will receive supportive services designed to provide household stabilization and meet the needs of their family. Families will pay 30% of their income as rent. Residents of the transitional housing will receive intensive case management and supportive services to help stabilize their household and allow them to have safe, affordable housing while doing so.

Behavior Management Systems and Pennington County Housing and Redevelopment Commission provide 25 housing units for homeless people, dually

diagnosed with mental illness and/or substance abuse issues as part of a Shelter Plus Care grant program. Qualifying people are placed directly into housing from the shelter, as vacancies are available.

The Cornerstone Women & Children's Home provides emergency and temporary housing for up to six months to homeless women and children. Residents of the home are provided with case management services, counseling, and job search assistance. Women also receive some assistance with deposits for moving into a rental unit.

The Cornerstone Rescue Mission provides housing to homeless veterans in their Veteran's Wing. Veterans receive counseling and case management services while residing at the Mission.

**3. Identify new Federal resources obtained from Homeless SuperNOFA.**

Cornerstone Rescue Mission was awarded \$447,469 in a VA Housing Grant in 2006 to expand the Veteran's wing of the Mission to add an additional 60 beds. Construction began in 2006 and is expected to be completed in the summer of 2007.

Cornerstone Rescue Mission was awarded Low Income Housing Tax Credits, in the amount of \$1,479,296 and HOME funds of \$650,000, and \$1,781,714 from the Homeless Consortium in FY 2006 for the construction of a 24-unit Transitional Housing apartment building. Construction was begun in April 2007.

**Specific Homeless Prevention Elements**

**1. Identify actions taken to prevent homelessness.**

The City participated in a collaborative effort with the United Way and fourteen (14) other local and regional agencies to commission the Institute for Educational Leadership & Evaluation to conduct a Community Needs Assessment in September, 2006, that provided valuable information for developing action plans to address the issues identified in the assessment and to help direct funding to high priority purposes. The Assessment Evaluation Report was completed and published in January, 2007. The Community Development Division will facilitate meetings with non-profit and faith-based organizations, the public, and other stakeholders in the



community in 2007 to discuss issues and obstacles identified in the assessment, new areas of concern and possible solutions. The information gathered will also be used in the development of the new Five-Year Consolidated Plan, due in January, 2008.

Community Development Staff continues to meet with City Council members to apprise them of priority issues, possible solutions and enlist their aid in identifying funding solutions.

The Mayor's Housing Task Force will be finalizing work on a ten-year plan to end homelessness and will present it to the Mayor and City Council upon completion.

Funds were allocated to Salvation Army to provide assistance for delinquent rent, mortgage and utility bills, to prevent eviction or foreclosure.

Financial literacy, budgeting, homebuyer education, fair housing and tenant rights seminars were held throughout the year to provide citizens with information needed in order to make good decisions regarding the expenditure and management of their funds.

Area non-profit organizations working to end homelessness meet monthly to discuss the needs of the community and ways to address the needs. The organizations have formed partnerships and referral systems. They meet weekly to better coordinate their efforts and the delivery of services and treatment to their mutual clients.

### **Emergency Shelter Grants (ESG)**

**N/A – Handled through the State.**

# COMMUNITY DEVELOPMENT

## Community Development

\*Please also refer to the Community Development Table in the Needs.xls workbook.

- 1. Assessment of Relationship of CDBG Funds to Goals and Objectives**
  - a. Assess use of CDBG funds in relation to the priorities, needs, goals, and specific objectives in the Consolidated Plan, particularly the highest priority activities.**

CDBG funds are only awarded to activities that address high priority activities as identified in the Five-Year Consolidated Plan for Rapid City. Activities are chosen with consideration to the number of people that can be helped for the amount of dollars expended, and agency's abilities to deliver the services and complete the projects within the program year, and the timeliness and completeness of their reporting. The City started requiring the use of a logic model and goal based achievements one year prior to HUD's requirement taking effect. The City has made good progress in meeting the goals set out in 2003 for the five year Consolidated Plan. (See Five Year Goals and Achievements below.)

- b. Evaluate progress made toward meeting goals for providing affordable housing using CDBG funds, including the number and types of households served.**

Attached is the listing for all priorities and goals set in the 2003-2007 Consolidated Plan and the annual and cumulative totals of the accomplishments achieved through FY 2006.

**CDBG Program Consolidated Plan  
Goals and Achievements  
Fiscal Years 2003 - 2007**

<b>PRIORITIES</b>	<b>5 YR GOALS</b>	<b>2003</b>	<b>2004</b>	<b>2005</b>	<b>2006</b>	<b>2007</b>	<b># Completed</b>
<b>PROGRAM ADMINISTRATION &amp; PLANNING</b>							
<b>PROGRAM ADMINISTRATION &amp; PLANNING</b>	<b>CDBG Funding Allocated</b>	<b>\$ 122,800.00</b>	<b>\$ 124,800.00</b>	<b>\$ 119,133.00</b>	<b>\$ 111,029.00</b>	<b>\$ 103,000.00</b>	<b>\$ 477,762.00</b>
Program Administration & Planning	\$ 600,000.00	\$ 122,800.00	\$ 124,800.00	\$ 105,584.01	\$ -	\$ -	\$ 353,184.01
Fair Housing Activities	\$ 8,000.00	\$ 5,000.00	\$ -	\$ -	\$ -	\$ -	\$ 5,000.00
<b>OTHER</b>							
<b>OTHER</b>	\$ 125,000.00	\$ -	\$ -	\$ -	\$ -	\$ -	\$ -
CDBG Assistance to Institutes of Higher Education	\$ 75,000.00	\$ -	\$ -	\$ -	\$ -	\$ -	\$ -
Money Spent	\$ -	\$ -	\$ -	\$ -	\$ -	\$ -	\$ -
Number People Assisted	\$ -	\$ -	\$ -	\$ -	\$ -	\$ -	\$ -
Unprogrammed Funds	\$ 50,000.00	\$ -	\$ -	\$ -	\$ -	\$ -	\$ -
Money Spent	\$ -	\$ -	\$ -	\$ -	\$ -	\$ -	\$ -
Number People Assisted	0	0	0	0	0	0	0
<b>HOUSING</b>							
<b>HOUSING - Owner Occupied Rehab</b>	<b>CDBG Funding Allocated</b>	<b>NRP = \$70,000 PI = \$70,000</b>	<b>\$42,000=NRP</b>	<b>\$64,492=NRP</b>	<b>\$192 = NRP</b>	<b>\$0=NRP</b>	<b>\$ 246,684.00</b>
	<b>CDBG Funding Spent</b>	\$ 60,532.71	\$ -	\$ -	\$ -	\$ -	\$ 60,532.71
	<b>Program Income</b>	\$ 6,667.32	\$ 10,046.36	\$ 7,516.41	\$ -	\$ -	\$ 24,230.09
<b>Preserve Owner-Occupied Housing Stock (Rehabilitation)</b>	<b>60 Homes</b>						
Extremely low income	10 units	0	0	4	5-NRP	0	9
Very low income	25 units	2	2	6	7-NRP	0	23
Low income	25 units	0	3	1	2-NRP	0	6

**CDBG Program Consolidated Plan  
Goals and Achievements  
Fiscal Years 2003 - 2007**

<b>PRIORITIES</b>	<b>5 YR GOALS</b>	<b>2003</b>	<b>2004</b>	<b>2005</b>	<b>2006</b>	<b>2007</b>	<b># Completed</b>
<b>HOUSING - Homeownership Acquisition 20 Units</b>	<b>CDBG Funding Allocated</b>	<b>\$35,000=Teton \$35,000=Habitat</b>	<b>\$28,716=Habitat; \$40,863 Teton; \$90,000=RCCDC</b>	<b>\$84,000=Habitat; \$150,000=RCCDC</b>	<b>\$80,000=RCCDC \$75,000=WRF</b>	<b>\$ -</b>	<b>\$ 618,579.00</b>
	<b>CDBG Funding Spent</b>	<b>\$ 70,000.00</b>	<b>\$ 159,579.00</b>	<b>\$ 218,771.35</b>	<b>\$ 15,000.00</b>	<b>\$ -</b>	<b>\$ 463,350.35</b>
	<b>Other Funding Sources Used</b>	<b>\$ 107,000.00</b>	<b>\$ -</b>	<b>\$463,280 - Private Donations; \$1,400 In Kind</b>	<b>\$ -</b>	<b>\$ -</b>	<b>\$ 571,680.00</b>
<b>Support Home Ownership (for extremely low, very low &amp; low income renters)</b>	<b>20 Households</b>		<b>RCCDC= 17; Teton=8; Habitat=1</b>		<b>8-10 homes - RCCDC-\$80,000 5 homes - West River Foundation - \$75,000</b>		
<b>Properties Purchased</b>	0	0	0	0	0	0	0
<b>Properties Sold and Closed</b>	0	0	0	1	0	0	1
Extremely low income	0	0	0	0	0	0	0
Very low income	0	0	0	0	0	0	0
Low income	0	0	0	0	0	0	0
<b>Assistance Money Provided</b>						0	
Extremely low income	2	0	2	17	0	0	19
Very low income	8	4	3	10	1	0	18
Low income	10	2	7	14	0	0	23
<b>Program Delivery Costs Paid</b>							

**CDBG Program Consolidated Plan  
Goals and Achievements  
Fiscal Years 2003 - 2007**

<b>PRIORITIES</b>	<b>5 YR GOALS</b>	<b>2003</b>	<b>2004</b>	<b>2005</b>	<b>2006</b>	<b>2007</b>	<b># Completed</b>
<b>HOUSING - Homeownership Acquisition Rehab</b>	<b>CDBG Funding Allocated</b>				<b>\$75,000=West River Foundation</b>		<b>\$75,000.00</b>
<b>Support Revitalization of existing stock for Home Ownership</b>	<b>CDBG Funding Spent</b>	\$ -	\$ -	\$ -	\$ 969.90	\$ -	\$ 969.90
	<b>Other Funding Sources Used</b>	\$ -	\$ -	\$ -	\$ -	\$ -	\$ -
<b>Properties Purchased</b>		0	0	0	1	0	1
<b>Properties Rehabilitated, Sold and Closed</b>		0	0	0	0	0	\$ -
Extremely low income		0	0	0	0	0	\$ -
Very low income		0	0	0	0	0	\$ -
Low income		0	0	0	0	0	\$ -
<b>HOUSING - Rental Construction</b>	<b>100 Rental Units</b>					<b>\$59,200 - LSS</b>	<b>\$ 59,200.00</b>
	<b>CDBG Funding Allocated</b>	\$ 246,500.00	\$ -	\$ -	\$ -	\$ 59,200.00	\$ 305,700.00
	<b>CDBG Funding Spent</b>	\$ 246,500.00	\$ -	\$ -	\$ -	\$ -	\$ 246,500.00
	<b>Other Funding Sources Used</b>	LIHTC/HOME	\$ -	LIHTC/HOME funds	\$ -	\$ -	\$ -
<b>Rentals - Create New Affordable Rental Housing</b>		Gandolf					
<i>Small Related:</i> Extremely low income	30	0	15	0	0	0	15
Very low income	10	15	25	212=Gemstone/ Eagleridge/ Evergreen Apts	0	0	252
<i>Large Related:</i> Extremely low income	15	0	0	0	0	0	0

**CDBG Program Consolidated Plan  
Goals and Achievements  
Fiscal Years 2003 - 2007**

<b>PRIORITIES</b>	<b>5 YR GOALS</b>	<b>2003</b>	<b>2004</b>	<b>2005</b>	<b>2006</b>	<b>2007</b>	<b># Completed</b>
Very low income	5	0	37	54= Rapid Creek Apts	0	0	91
<i>Elderly:</i> Extremely low income	25	0	0	0	0	0	0
Very low income	2	0	0	0	0	0	0
<i>Other/Special:</i> Extremely low income	8	0	0	0	0	0	0
Very low income	5	0	0	51=Stoney Creek Apts	0	0	51
Low income apartments	0	57	0	0	0	0	57
<b>Rentals - Rehab Affordable Rental Housing</b>							
<i>Small Related:</i> Extremely low income	0	0	0	0	0	0	0
Very low income	0	0	0	0	0	0	0
<i>Large Related:</i> Extremely low income	0	0	0	0	0	0	0
Very low income	0	0	0	0	0	0	0
<i>Elderly:</i> Extremely low income	0	0	0	0	0	0	0
Very low income	0	0	0	0	0	0	0
<i>Other/Special:</i> Extremely low income	0	0	0	0	0	0	0
Very low income	0	0	0	0	0	0	0
Low income apartments	0	0	0	0	0	0	0

**CDBG Program Consolidated Plan  
Goals and Achievements  
Fiscal Years 2003 - 2007**

<b>PRIORITIES</b>	<b>5 YR GOALS</b>	<b>2003</b>	<b>2004</b>	<b>2005</b>	<b>2006</b>	<b>2007</b>	<b># Completed</b>
<b>HOMELESSNESS</b>							
<b>HOMELESSNESS - Individuals</b>	<b>CDBG Funding Allocated</b>			Pennington Co./ BMS	\$24,000=BMS	\$30,000=BMS	<b>\$ 54,000.00</b>
	<b>CDBG Funding Spent</b>	\$0.00	\$0.00	\$0	\$ 24,000.00	\$ -	\$ 24,000.00
	<b>Other Funding Sources Used</b>	\$0.00	\$0.00	Housing Plus Care Grant & In Kind Donations	\$0.00	\$0.00	\$ -
Permanent Housing - Beds or Units	0	0	0	Shelter + Care Grant = 25 units (Pennington/BMS)	0	0	25 units
Case Management - Supportive Service	0	0	0	**In Kind Shelter + Care Grant = 25 Units (Pennington/BMS)	0	0	25 people
Life Skills Training - Supportive Service	0	0	0	**In Kind Shelter + Care Grant = 25 Units (Pennington/BMS)	0	0	25 people
Chronic Substance Abusers	0	0	0	0	0	0	0
Dually-Diagnosed	0	0	0	**In Kind Shelter + Care Grant = 25 Units (Pennington/BMS)	0	0	25 people
Victims of Domestic Violence	0	0	0	0	0	0	0
<b>HOMELESSNESS - Families with Children</b>	<b>CDBG Funding Allocated</b>	<b>\$7,000 (WAVI)</b>	<b>\$100,000 Cornerstone</b>		<b>\$100,000 Cornerstone</b>	<b>\$50,000 Cornerstne</b>	<b>\$ 257,000.00</b>
	<b>CDBG Funding Spent</b>	\$ 7,000.00	\$ 100,000.00	\$ -	\$ 100,000.00	\$ -	\$ 207,000.00
	<b>Other Funding Sources Used</b>	\$ -	\$ -	\$ -	\$ -	\$ -	\$ -

**CDBG Program Consolidated Plan  
Goals and Achievements  
Fiscal Years 2003 - 2007**

<b>PRIORITIES</b>	<b>5 YR GOALS</b>	<b>2003</b>	<b>2004</b>	<b>2005</b>	<b>2006</b>	<b>2007</b>	<b># Completed</b>
Emergency Shelter - Beds or Units		WAVI	Corner Stone Women & Children / WAVI	0	0	0	0
Beds		50	34	0	0	0	84
Number People Assisted		0	1,329	0	0	0	1,329
Transitional Housing - Beds or Units		0	0	0	Land Acquisition - \$100,000- Cornerstone - 24 units Transitional Apartments	Construction costs - 24 units - \$50,000 Cornerstone Rescue	24
Case Management - Supportive Service		0	0	0	**24 families - In Kind Support for Cornerstone Rescue Mission Transitional Housing 505 people; Behavior Mgt.	0	24
Life Skills Training - Supportive Service		0	0	0	**24 families - In Kind Support for Cornerstone Rescue Mission Transitional Housing 505 people;	0	24
Chronic Substance Abusers		0	0	0	0	0	0
Dually-Diagnosed		0	0	0	**24 families - In Kind Support for Cornerstone Rescue Mission Transitional Housing 505 people; Behavior Mgt.	0	24
Victims of Domestic Violence		0	0	0	**24 families - In Kind Support for Cornerstone Mission; 208 people - WAVI - \$5,000	0	24



**CDBG Program Consolidated Plan  
Goals and Achievements  
Fiscal Years 2003 - 2007**

<b>PRIORITIES</b>	<b>5 YR GOALS</b>	<b>2003</b>	<b>2004</b>	<b>2005</b>	<b>2006</b>	<b>2007</b>	<b># Completed</b>
<b>HOMELESSNESS - Support services for outreach and referrals.</b>	<b>CDBG Funding Allocated</b>	\$12,000=WSDCA					<b>\$ 12,000.00</b>
	<b>CDBG Funding Spent</b>	\$ 12,000.00	\$ -	\$ -	\$ -	\$ -	\$ 12,000.00
	<b>Other Funding Sources Used</b>	\$ -	\$ -	\$ -	\$ -	\$ -	\$ -
Supportive Services for outreach & referrals							
Number People Assisted		7,295	0	0	0	0	7,295
<b>NON-HOUSING COMMUNITY DEVELOPMENT NEEDS</b>							
<b>NON-HOUSING COMMUNITY DEVELOPMENT NEEDS - Economic Development</b>	<b>\$ 20,000.00</b>	\$ -	\$ -	\$ -	\$ -	\$35,000=Reallocated from City NRP	<b>\$ 35,000.00</b>
	<b>CDBG Funding Allocated</b>	\$ -	\$ -	\$ -	\$ -	\$ 35,000.00	\$ 35,000.00
	<b>CDBG Funding Spent</b>	\$ -	\$ -	\$ -	\$ -	\$ -	\$ -
	<b>Other Funding Sources Used</b>	\$ -	\$ -	\$ -	\$ -	\$ -	\$ -
<b>Economic Development</b>							
Number People Assisted							
<b>NON-HOUSING COMMUNITY DEVELOPMENT NEEDS - Infrastructure</b>	<b>\$ 600,000.00</b>	\$246,500=Gandolf					<b>\$ 246,500.00</b>
	<b>CDBG Funding Allocated</b>	\$ 246,500.00	\$ 9,500.00	\$ -	\$ -	\$ -	\$ 256,000.00
	<b>CDBG Funding Spent</b>	\$ -	\$246,500 - Gandolf; \$9,500 City	\$ -	\$ -	\$ -	\$ 256,000.00
	<b>Other Funding Sources Used</b>	\$ -	\$ -	\$ -	\$ -	\$ -	\$ -

**CDBG Program Consolidated Plan  
Goals and Achievements  
Fiscal Years 2003 - 2007**

<b>PRIORITIES</b>	<b>5 YR GOALS</b>	<b>2003</b>	<b>2004</b>	<b>2005</b>	<b>2006</b>	<b>2007</b>	<b># Completed</b>
<b>Water/Sewer Improvements</b>	<b>\$ 250,000.00</b>	\$ -	\$ -	\$ -	\$ -	\$ -	\$ -
Money Spent		\$ 246,500.00	\$ 9,500.00	\$ -	\$ -	\$ -	\$ 256,000.00
Number People Assisted		Gandolf 72 apartments for low inc. - Drainage	City - Lot for natural drainage basin	\$ -	\$ -	\$ -	\$ -
<b>Street Improvements</b>	<b>\$ 250,000.00</b>	\$ -	\$ -	\$ -	\$ -	\$ -	\$ -
Money Spent							
Number People Assisted							
<b>NON-HOUSING COMMUNITY DEVELOPMENT NEEDS - Removal of Architectural Barriers</b>	<b>\$ 100,000.00</b>	Cornerstone - Elevator Total \$112,600 - \$100,000 in 2002					<b>\$ 12,600.00</b>
<b>CDBG Funding Allocated</b>		\$ 12,600.00	\$ -	\$ -	\$ -	\$ -	\$ 12,600.00
<b>CDBG Funding Spent</b>		\$ 12,600.00	\$ -	\$ -	\$ -	\$ -	\$ 12,600.00
<b>Other Funding Sources Used</b>		\$ -	\$ -	\$ -	\$ -	\$ -	\$ -
Number People Assisted		3,000	0	0	0	0	3,000
<b>NON-HOUSING COMMUNITY DEVELOPMENT NEEDS - Public Facilities</b>	<b>\$1,275,000.00</b>						
<b>Public Facilities and Improvements - General</b>	<b>\$ 675,000.00</b>		\$84,416=Behavior Management Systems	RC Club for Boys	\$14,081 - YFS \$42,794=Childrens Care	\$4,500-YFS \$12,300-BMS \$30,000=Wellspring	<b>\$ 188,091.00</b>
<b>CDBG Funding Allocated</b>		\$ -	\$ 84,416.00	\$ -	\$ 56,875.00	\$ 46,800.00	\$ 188,091.00
<b>CDBG Funding Spent</b>		\$ -	\$ 84,416.00	\$ -	\$ 56,875.00		\$ 84,416.00
<b>Other Funding Sources Used</b>		\$ -	\$ -	Local funds - \$4,000	\$ -		\$ 4,000.00
Number People Assisted		0	0	0	240=YFS 1200=Childrens Care	0	1,440

**CDBG Program Consolidated Plan  
Goals and Achievements  
Fiscal Years 2003 - 2007**

<b>PRIORITIES</b>	<b>5 YR GOALS</b>	<b>2003</b>	<b>2004</b>	<b>2005</b>	<b>2006</b>	<b>2007</b>	<b># Completed</b>
<b>Abused and Neglected Children Facilities (Medium Priority)</b>	<b>\$ 100,000.00</b>						
	<b>CDBG Funding Allocated</b>	\$ -	\$ -	\$ -	\$ -	\$ -	\$ -
	<b>CDBG Funding Spent</b>	\$ -	\$ -	\$ -	\$ -	\$ -	\$ -
	<b>Other Funding Sources Used</b>	\$ -	\$ -	\$ -	\$ -	\$ -	\$ -
Number People Assisted		0	0	0	0	0	0
<b>Child Care Centers (Low Priority)</b>	<b>\$ 50,000.00</b>	\$ -	\$ -	\$ -	\$ -	\$ -	\$ -
	<b>CDBG Funding Allocated</b>	\$ -	\$ -	\$ -	\$ -	\$ -	\$ -
	<b>CDBG Funding Spent</b>	\$ -	\$ -	\$ -	\$ -	\$ -	\$ -
	<b>Other Funding Sources Used</b>	\$ -	\$ -	\$ -	\$ -	\$ -	\$ -
Number People Assisted		0	0	0	0	0	0
<b>Senior Centers</b>	<b>\$ 400,000.00</b>			\$8,000=Canyon Lake Senior Center		\$70,000=Canyon Lake Senior Center	<b>\$ 78,000.00</b>
	<b>CDBG Funding Allocated</b>	\$ -	\$ -	\$ 8,000.00	\$ -	\$ 70,000.00	\$ 78,000.00
	<b>CDBG Funding Spent</b>	\$ -	\$ -	\$ 8,000.00	\$ -	\$ -	\$ 8,000.00
	<b>Other Funding Sources Used</b>	\$ -	\$ -	\$14,000 - Local Funds; \$1,000 - In Kind	\$ -	\$ -	\$ 15,000.00
Number People Assisted		0	0	0	0	0	0

**CDBG Program Consolidated Plan  
Goals and Achievements  
Fiscal Years 2003 - 2007**

<b>PRIORITIES</b>	<b>5 YR GOALS</b>	<b>2003</b>	<b>2004</b>	<b>2005</b>	<b>2006</b>	<b>2007</b>	<b># Completed</b>
<b>Youth Centers</b>	<b>\$ 200,000.00</b>		\$8,223 RC Club for Boys	\$49,896=RC Club for Boys	\$25,000=Bethel Assembly of God		<b>\$ 83,129.00</b>
	<b>CDBG Funding Allocated</b>	\$ -	\$ 8,233.00	\$ 49,896.00	\$ 25,000.00	\$ -	\$ 83,129.00
	<b>CDBG Funding Spent</b>	\$ -	\$ 8,233.00	\$ 49,896.00	\$ 25,000.00	\$ -	\$ 83,129.00
	<b>Other Funding Sources Used</b>	\$ -	\$ -	\$ -	\$ -	\$ -	\$ -
Number People Assisted		0	0	0	0	0	0
<b>NON-HOUSING COMMUNITY DEVELOPMENT NEEDS - Neighborhood Facilities</b>	<b>\$500,000</b>						
	<b>CDBG Funding Allocated</b>	\$ -	\$ -	\$ -	\$ -	\$ -	\$ -
	<b>CDBG Funding Spent</b>	\$ -	\$ -	\$ -	\$ -	\$ -	\$ -
<b>Neighborhood Facilities - support improved living environment</b>	<b>Other Funding Sources Used</b>	\$ -	\$ -	\$ -	\$ -	\$ -	\$ -
Number People Assisted		0	0	0	0	0	0
<b>NON-HOUSING COMMUNITY DEVELOPMENT NEEDS - Parks &amp; Recreational Facilities</b>	<b>\$100,000</b>					\$50,000=Knollwood PTA	<b>\$50,000</b>
	<b>CDBG Funding Allocated</b>	\$ -	\$ -	\$ -	\$ -	\$ 50,000.00	\$ 50,000.00
	<b>CDBG Funding Spent</b>	\$ -	\$ -	\$ -	\$ -	\$ -	\$ -
	<b>Other Funding Sources Used</b>	\$ -	\$ -	\$ -	\$ -	\$ -	\$ -
Number People Assisted		0	0	0	0	0	0

**CDBG Program Consolidated Plan  
Goals and Achievements  
Fiscal Years 2003 - 2007**

<b>PRIORITIES</b>	<b>5 YR GOALS</b>	<b>2003</b>	<b>2004</b>	<b>2005</b>	<b>2006</b>	<b>2007</b>	<b># Completed</b>
<b>PUBLIC SERVICES</b>	<b>\$ 450,000.00</b>						
<b>Public Services - General</b>	<b>\$ 334,000.00</b>	\$30,000=Salvation Army	\$30,000=Salvation Army	\$35,779=Salvation Army	\$24,000=BMS \$32,937=Salvation Army	\$30,000=BMS \$25,000=Salvation Army	<b>\$ 207,716.00</b>
	<b>CDBG Funding Allocated</b>	\$ 30,000.00	\$ 30,000.00	\$ 35,779.00	\$ 56,937.00	\$ 55,000.00	\$ 207,716.00
	<b>CDBG Funding Spent</b>	\$ 30,000.00	\$ 30,000.00	\$ 28,301.00	\$ 50,794.82	\$ -	\$ 139,095.82
	<b>Other Funding Sources Used</b>	\$ -	\$ -	\$4,000 Federal; \$203,750 Private donations	\$ -	\$ -	\$ 207,750.00
Number People Assisted		1,200 People	2,015 People	170 People	BMS=505 people; Salvation Army=294 people	0	4,184
<b>Handicapped Services</b>	<b>\$ 10,000.00</b>		\$30,000=WRDI			\$28,750=WRDI	<b>\$ 58,750.00</b>
	<b>CDBG Funding Allocated</b>	\$ -	\$ 30,000.00	\$ -	\$ -	\$ 28,750.00	\$ 58,750.00
	<b>CDBG Funding Spent</b>	\$ -	\$ 30,000.00		\$ -	\$ -	\$ 30,000.00
	<b>Other Funding Sources Used</b>	\$ -	\$ -	\$ -	\$ -	\$ -	\$ -
Number People Assisted		0	104 people	0	0	0	104
<b>Legal Services</b>	<b>\$ 50,000.00</b>	\$8,800=CASA,\$16,000= Dakota Legal Services	\$5,000=CASA; \$15,100=Dakota Legal Services	CASA - \$5,000	\$5,500=Dakota Plains \$3,335=CASA	\$7,250=Dakota Plains	<b>\$ 65,985.00</b>
	<b>CDBG Funding Allocated</b>	\$ 24,800.00	\$ 20,100.00	\$ 5,000.00	\$ 8,835.00	\$ 7,250.00	\$ 65,985.00
	<b>CDBG Funding Spent</b>	\$ 22,800.00	\$ 20,099.50	\$ 5,000.00	\$ 8,835.00	\$ -	\$ 56,734.50
	<b>Other Funding Sources Used</b>	\$ -	\$ -	\$18,000 State; \$6,000 Local; \$156,042 Private donations;	\$ -	\$ -	\$ 180,042.00
Number People Assisted		1,908 People	1,950 People	605 people	Dakota Plains=100 people; CASA=20 advocates+60 children		4,643 people

**CDBG Program Consolidated Plan  
Goals and Achievements  
Fiscal Years 2003 - 2007**

<b>PRIORITIES</b>	<b>5 YR GOALS</b>	<b>2003</b>	<b>2004</b>	<b>2005</b>	<b>2006</b>	<b>2007</b>	<b># Completed</b>
<b>Transportation Services (Low Priority)</b>	<b>\$ 6,000.00</b>	\$ -	\$ -	\$ -	\$ -	\$ -	\$ -
	<b>CDBG Funding Allocated</b>	\$ -	\$ -	\$ -	\$ -	\$ -	\$ -
	<b>CDBG Funding Spent</b>	\$ -	\$ -	\$ -	\$ -	\$ -	\$ -
	<b>Other Funding Sources Used</b>	\$ -	\$ -	\$ -	\$ -	\$ -	\$ -
Number People Assisted		0	0	0	0	0	0
<b>Substance Abuse Services</b>	<b>\$ 50,000.00</b>	\$5,400=Friendship House					
	<b>CDBG Funding Allocated</b>	\$ 5,400.00	\$ -	\$ -	\$ -	\$ -	\$ -
	<b>CDBG Funding Spent</b>	\$ 5,400.00	\$ -	\$ -	\$ -	\$ -	\$ -
	<b>Other Funding Sources Used</b>	\$ -	\$ -	\$ -	\$ -	\$ -	\$ -
Number People Assisted		9	0	0	0	0	0
<b>Senior Programs</b>	<b>\$ 420,000.00</b>						
<b>Senior Services (Low Priority)</b>	<b>\$ 20,000.00</b>	\$2,500=Senior Companions	\$ -	\$ -	\$ -	\$ -	<b>\$ 2,500.00</b>
	<b>CDBG Funding Allocated</b>	\$ 2,500.00	\$ -	\$ -	\$ -	\$ -	\$ 2,500.00
	<b>CDBG Funding Spent</b>	\$ 2,500.00	\$ -	\$ -	\$ -	\$ -	\$ 2,500.00
	<b>Other Funding Sources Used</b>	\$ -	\$ -	\$ -	\$ -	\$ -	\$ -
Number People Assisted		348 People	0	0	0	0	348 People
<b>Youth Programs</b>	<b>\$ 475,000.00</b>						
	<b>CDBG Funding Allocated</b>	\$ -	\$ -	\$ -	\$ -	\$ -	\$ -
	<b>CDBG Funding Spent</b>	\$ -	\$ -	\$ -	\$ -	\$ -	\$ -
	<b>Other Funding Sources Used</b>	\$ -	\$ -	\$ -	\$ -	\$ -	\$ -
Number People Assisted		0	0	0	0	0	0

**CDBG Program Consolidated Plan  
Goals and Achievements  
Fiscal Years 2003 - 2007**

<b>PRIORITIES</b>	<b>5 YR GOALS</b>	<b>2003</b>	<b>2004</b>	<b>2005</b>	<b>2006</b>	<b>2007</b>	<b># Completed</b>
<b>Youth Services</b>	<b>\$ 125,000.00</b>	\$8,000=YFS; \$2,400=Big Brothers Big Sisters, \$5,000=Rural America	\$12,000 YFS;	\$15,405=YFS; \$3,760=LSS; \$14,537=Catholic Social Services;\$14,869=Y MCA	\$5,000 YFS \$7,500 Catholic Social Services	\$10,000-YFS	<b>\$ 83,471.00</b>
	<b>CDBG Funding Allocated</b>	\$ 10,400.00	\$ 12,000.00	\$ 48,571.00	\$ 12,500.00	\$ -	\$ 83,471.00
	<b>CDBG Funding Spent</b>	\$ 11,650.00	\$ 12,000.00	\$ -	\$ 12,500.00	\$ -	\$ 36,150.00
	<b>Other Funding Sources Used</b>	\$ -	\$ -	\$71,000 Federal; \$115,905 State; \$3,500 Local; \$127,620 Private donations; \$25,332 In Kind; \$21,775 Fees/Interest Income	\$ -		\$ 365,132.00
Number People Assisted		1,451 Youths	275 Youths	1,986 Youths	2,059-YFS 182=CSS	0	5,953

- c. Indicate the extent to which CDBG funds were used for activities that benefited extremely low-income, low-income, and moderate-income persons.**

The City only awards funds to agencies proposing activities that meet one of the high priority needs and where 100% of the funding is targeted to benefit low income people or households. Consideration is also given to the cost per person or household of the service provided. In 2006 99.5% of the activities benefited extremely-low, low- and moderate-income persons.

- 2. Changes in Program Objectives**

- a. Identify the nature of and the reasons for any changes in program objectives and how the jurisdiction would change its program as a result of its experiences.**

Program objectives may be altered during the year, with City Council approval, to accommodate the changing needs of agencies, the community or to address unexpected natural disasters, as long as the changes meet HUD guidelines for eligible activities and program procedures for public notification and comments are followed.

The City amended an activity to cover a more pressing system replacement in the Canyon Lake Senior Citizen Center.

- 3. Assessment of Efforts in Carrying Out Planned Actions**

- a. Indicate how grantee pursued all resources indicated in the Consolidated Plan.**

The Community Development Division Staff worked with local non-profit agencies and city departments to identify additional funding sources, federal, state and private, for agencies to access for funding the various projects brought forward or in the planning stages. Staff also provided technical assistance for grant writing and support letters for projects addressing high priority issues.

- b. Indicate how grantee provided certifications of consistency in a fair and impartial manner.**

The City's policy is to provide certifications to all projects that meet a high priority item identified in the Consolidated Plan.



**c. Indicate how grantee did not hinder Consolidated Plan implementation by action or willful inaction.**

The Community Development Specialist for the City conducted a pre-application training class for all persons interested in applying for CDBG funds for FY 2006. The training class was conducted to provide applicants with specific information identifying high priority activities included in the Consolidated Plan, HUD guidelines for the CDBG program and evaluation information so that applicants could submit approvable applications.

The projects selected for funding in FY 2006 met many of the categories identified as high priorities in the Consolidated Plan.

**4. For Funds Not Used for National Objectives**

**a. Indicate how use of CDBG funds did not meet national objectives.**

All projects funded met at least one of the HUD national objectives.

**b. Indicate how did not comply with overall benefit certification.**

All activities carried out during 2006, funded by the Community Development Block Grant (CDBG) Program, were designed to meet and address National Objectives and benefit low-to-moderate income persons. The City of Rapid City will continue to support only those applications that meet one of the three national objectives.

**5. Anti-displacement and Relocation – for activities that involve acquisition, rehabilitation or demolition of occupied real property**

N/A - Due to limited and decreasing CDBG funding, the City of Rapid City does not fund any projects that will require displacement or relocation. Acquisition rehab projects are only undertaken on vacant properties, or properties that will be vacated by the owner at time of sale. Rehabilitation of owner-occupied properties is limited to renovations that do not require owners to vacate the property during the rehabilitation. No activities receiving 2006 funding caused the displacement or relocation of tenants or owners. No projects were funded that involved demolition of occupied property. No rehab was done on a home that required relocation of occupants.

**6. Low/Mod Job Activities – for economic development activities undertaken where jobs were made available but not taken by low- or moderate-income persons**

N/A – No projects were undertaken that involved economic development or the creation of jobs.

**7. Low/Mod Limited Clientele Activities – for activities not falling within one of the categories of presumed limited clientele low and moderate income benefit**

**a. Describe how the nature, location, or other information demonstrates the activities benefit a limited clientele at least 51% of whom are low- and moderate-income.**

All but one activity undertaken during 2006 used income verification to qualify clients for participation in CDBG funded projects. The construction of a Youth Activity Center by Bethel Assembly of God in North Rapid was based on a low-to-moderate income area, defined by low income census tracts and the natural neighborhood boundaries. Bethel Assembly of God lies between two major city north-south streets which run on the east and west sides of the neighborhood, Interstate 90 to the North and a major east-west avenue to the south. There are other park areas in the vicinity of the project, but they lie outside of a safe, reasonable walking area from the youth center. Children served by the Youth Center live within the neighborhood or are bused from the Lakota Homes subdivision to the north of the interstate. All areas served lie in low-to-moderate income census tracts that include census tract (CT) 104, blocks 1002-1015 and 2000-2017; CT 102 blocks 3000-3021 and 6000-6013; CT 103, blocks 1000-1020; and CT 114 block group 3.

**8. Program income received**

**a. Detail the amount of program income reported that was returned to each individual revolving fund, e.g., housing rehabilitation, economic development, or other type of revolving fund.**

Program income was carried forward into FY 2006 by the Teton Coalition and earned in FY 2006 by the Rapid City Community Development Corporation. Their funds were received as loan repayments from housing loans provided to low-to-moderate income homebuyers. The repayments were due to sale or refinancing of homes.

*See chart below.*

**TOTAL PROGRAM INCOME REVOLVING LOAN FUNDS HELD BY HOUSING SUB-RECIPIENTS**

<b>Single Family Purchase</b>			
<b>FY 2005 Funds Carried Forward</b>			
<b>Teton Coalition</b>	\$ 11,900.35		\$ 11,900.35
<b>FY 2006 Activity</b>			
<b>Teton Coalition, Inc.</b>			
Draws	\$ (11,900.00)		\$ (11,900.00)
<b>Teton Balance Remaining</b>			\$ 0.35
<b>Rapid City Community Development Corporation</b>			
Program Income Received	\$ 2,170.00		
	\$ 13,200.00		
	\$ 26,500.00		
	\$ 10,000.00	\$ 51,870.00	\$ 51,870.00
Program Income Draws	\$ (11,479.03)	\$ (11,479.03)	\$ (11,479.03)
<b>RCCDC Balance Remaining</b>			\$ 40,390.97
<b>City of Rapid City</b>			
<b>Owner Occupied Rehabilitation</b>			
<b>Neighborhood Restoration Program</b>			
Program Income Received			
Monthly Loan Payments	\$ 19,999.45		
Loan Payoffs	\$ 8,824.86	\$ 28,824.31	\$ 28,824.31
<b>TOTAL REVOLVING LOAN PROGRAM</b>			
<b>INCOME CARRIED FORWARD TO FY</b>			
<b>2007</b>			\$ 69,215.63

**b. Detail the amount repaid on each float-funded activity.**

N/A – No float funded activities conducted.

- c. **Detail all other loan repayments broken down by the categories of housing rehabilitation, economic development, or other.**

Land Lease payments for land owned by the City = \$2,284.44  
 Landslide Loan payments to the City = \$2,713.56

- d. **Detail the amount of income received from the sale of property by parcel.**

No income was received from the sale of property.

- 9. **Prior period adjustments – where reimbursement was made this reporting period for expenditures (made in previous reporting periods) that have been disallowed, provide the following information:**

N/A – No disallowed expenditures were made and/or reimbursed.

- 10. **Loans and other receivables**

- a. **List the principal balance for each float-funded activity outstanding as of the end of the reporting period and the date(s) by which the funds are expected to be received.**

N/A – No float-funded activities were conducted.

- b. **List the total number of other loans outstanding and the principal balance owed as of the end of the reporting period.**

There are no other loans outstanding.

- c. **List separately the total number of outstanding loans that are deferred or forgivable, the principal balance owed as of the end of the reporting period, and the terms of the deferral or forgiveness.**

There are no other loans outstanding.

- d. **Detail the total number and amount of loans made with CDBG funds that have gone into default and for which the balance was forgiven or written off during the reporting period.**

No loans have gone into default and none have been forgiven or written off during the reporting period.

- e. **Provide a List of the parcels of property owned by the grantee or its sub-recipients that have been acquired or improved using CDBG funds and that are available for sale as of the end of the reporting period.**

Sub-recipient	Location
West River Foundation for Economic Development	714 North Maple Avenue Rapid City, SD 57701

## **11. Lump sum agreements**

N/A - No lump sum agreements were made. All activities are handled on a reimbursement basis.

## **12. Housing Rehabilitation – for each type of rehabilitation program for which projects/units were reported as completed during the program year**

### **a. Identify the type of program and number of projects/units completed for each program.**

The City of Rapid City utilizes Community Development Block Grant (CDBG) funds to provide the Neighborhood Restoration Program for low-income homeowners with the corporate limits of Rapid City. The program provides rehabilitation assistance to homeowners with incomes at or below eighty percent (80%) of median income. Ten (10) year forgivable loans and three (3%) percent interest loans, or a combination of both, may be used, depending on the applicant's household income. Eligible rehabilitation projects are those that address health, safety, structural, energy efficiency and accessibility issues.

The Community Development specialist continues to work at increasing public knowledge of the program and setting up referral systems by distributing program information and applications to the utility companies, area repairmen and contractors. In addition, presentation about the program have been made to social services groups, local lenders, the Weed and See Program membership, the North Rapid Community Associations and citizens attending Town Hall meetings. The best advertising for the rehabilitation program has been from referrals from satisfied home homeowners who have received help to make home repairs and then share the information with friends, relatives and neighbors.

This program is very important for the low-income homeowners in Rapid City who have no other source of funds for emergency or needed repairs to their homes. In 2006, the Community Development Division received 33 inquiries on the Neighborhood Restoration Program with 14 approved, 4 applicants did not meet the program guidelines and were denied and 2 cancelled by the applicant. Of the 14 projects undertaken in 2006, 6 are in progress and 8 have been completed. Of these 14 projects undertaken, 5 households were extremely low

income, 7 were low income and 2 were moderate income. A total of \$74,205.97 in CDBG was used in CDBG funds in FY 2006.

West River Foundation for Economic and Community Development (WRF) was allocated CDBG funds in FY2006 to purchase substandard properties for rehabilitation and then resale to a low-income household. To date, WRF has only purchased and rehabilitated one house at 714 N. Maple Avenue. WRF has had difficulty reaching their goals in the program year due to the high costs of existing properties or land, increasing construction and materials costs and the severely deteriorated state of many homes that require more rehabilitation than funding will allow. WRF continues to work with other agencies, realtors and developers in the community to identify properties.

**Rapid City Neighborhood Restoration Loan Program –**

Six owner occupied homes have been rehabilitated.

Five owner-occupied home rehabilitation projects are currently underway.

**West River Foundation Acquisition Rehabilitation Loan Program –**

One property was purchased and rehabilitation completed. Property has not yet been sold to a qualified homebuyer.

**b. Provide the total CDBG funds involved in the program.**

Rapid City Neighborhood Restoration Loan Program –

Entitlement funds (on 3/31/07) = \$ 116,151.29

Program Income (on 3/31/07) = \$ 39,850.69

West River Foundation –

Entitlement funds (for FY 2006) = \$75,000

**c. Detail other public and private funds involved in the project.**

Rapid City Neighborhood Restoration Loan Program – No other funds.

West River Foundation – No other funds.

**13. Neighborhood Revitalization Strategies – for grantees that have HUD-approved neighborhood revitalization strategies**

- a. Describe progress against benchmarks for the program year. For grantees with Federally-designated EZs or ECs that received HUD approval for a neighborhood revitalization strategy, reports that are required as part of the EZ/EC process shall suffice for purposes of reporting progress.**

According to South Dakota's HUD office, the City of Rapid City does not have any HUD-approved neighborhood revitalization strategies. The City also does not contain any federally designated empowerment zones or enterprise communities.

**Rapid City's Neighborhood Restoration Loan Program  
FY 2006 Accomplishments**

<b>Analysis of Rehab Assistance Recipients</b>			
<b>Fiscal Year 2006 - Period from April 1, 2006 to March 31, 2007</b>			
Males		<b>5</b>	
Females		<b>9</b>	
<b>TOTAL HOUSEHOLDS ASSISTED</b>		<b>14</b>	
Female Head of Household		<b>9</b>	
Elderly (over 65)		<b>7</b>	
Disabled		<b>3</b>	
<b>RACE</b>		<b># of Each Race</b>	<b># Hispanic/ Latino of each race</b>
11)	White	13	3
12)	Black or African American		0
13)	Asian		0
14)	American Indian or Alaskan Native	1	0
15)	Native Hawaiian or Other Pacific Islander		0
16)	American Indian/Alaskan Native & White		0
17)	Asian & White		0
18)	Black/African American & White		0
19)	Amer Indian/Alaskan Native & Black/African Amer		0
20)	Other multi-racial		0
<b>TOTAL HOUSEHOLDS BENEFITING FROM ACTIVITY</b>		<b>14</b>	<b>3</b>

<b>Beneficiaries by Income (% of HUD Median Income for Household Size)</b>			
Extremely Low Income	(≤ 30%)	<b>5</b>	
Low Income	(≤ 50%)	<b>7</b>	
Moderate Income	(≤ 80%)	<b>2</b>	
Non-Low/Moderate Income	(greater than 80%)	<b>0</b>	
<b>TOTAL ALL INCOMES</b>		<b>14</b>	

<b>HUD INCOMES EFFECTIVE 03/23/07</b>			
<b>HOUSEHOLD SIZE</b>	<b>30 % MEDIAN</b>	<b>50% MEDIAN</b>	<b>80% MEDIAN</b>
1	11,250	18,750	29,950
2	12,850	21,400	34,250
3	14,450	24,100	38,500
4	16,050	26,750	42,800
5	17,350	28,900	46,200
6	18,600	31,050	49,650
7	19,900	33,150	53,050
8	21,200	35,300	56,500



## **Antipoverty Strategy**

### **1. Describe actions taken during the last year to reduce the number of persons living below the poverty level.**

Rapid City is a caring community that is working to ensure that those in need have food, clothing, shelter and the supportive services they need. The primary issue for poverty level families is the lack of adequate income to cover even the most basic costs of living. This is not an issue that can be easily or quickly solved. Education, job training, physical and mental abilities, familial status, personal motivation, discrimination, and life choices all enter into the equation. Rapid City strives to provide the opportunities, services, tools and means to achieve self-sufficiency to the residents of our community.

The Housing Task Force identified the need to develop more training programs and new job opportunities for low income persons, to help raise income earning potential. The City is working with non-profits to explore economic development opportunities that can be utilized in conjunction with their programs to provide on the job training or new jobs for their clients. In addition, non-profit organizations are pursuing cottage industries that will provide clients with the opportunity for job training into new fields of work, as well as provide additional income to cover agency operations costs and additional services.

The City of Rapid City is working with the Economic Development Partnership and the Vision 2012 Committee to attract new businesses and industries to Rapid City that will provide more, higher paying jobs. The City was successful in keeping Ellsworth AFB off of the base closure list in 2005 and the base was chosen to be the site of the new combined military financial center. The center will bring 750 new jobs to the community, providing opportunities for better jobs and wages.

The Temporary Assistance to Needy Families (TANF) program provided participants with payments to assist with essential needs such as food stamps, Medicaid coverage, and rental payments while obtaining training and/or education to obtain a job. The One Stop Job Services and One Stop Career Learning Center have been extremely successful in working with TANF clients and adults that have never completed high school, or have never been employed, through programs that helped them increase their job skills and education levels. Social Service agencies

encouraged and referred their clients who had not obtained a high school diploma to the General Education Diploma program.

Financial Literacy and budgeting sessions were provided by Consumer Credit Counseling Services of the Black Hills to people wishing to learn how to evaluate their financial situation, and realistic options for increasing their incomes and reducing their debts.

Financial Literacy – 523

Homebuyer Education – 238

Money in Motion – 155

The City has no control or ability to change many of the situations that keep people from breaking out of the poverty cycle, such as poor personal choices and unwillingness to change personal circumstances or seek an education or job training program.

## NON-HOMELESS SPECIAL NEEDS

### **Non-homeless Special Needs**

\*Please also refer to the Non-homeless Special Needs Table in the Needs.xls workbook.

- 1. Identify actions taken to address special needs of persons that are not homeless but require supportive housing, (including persons with HIV/AIDS and their families).**

As described in Part II of the Consolidated Plan, there are a variety of services and facilities in Rapid City that provide services that assist populations with special needs. The services provide a direct benefit to populations with special needs in Rapid City.

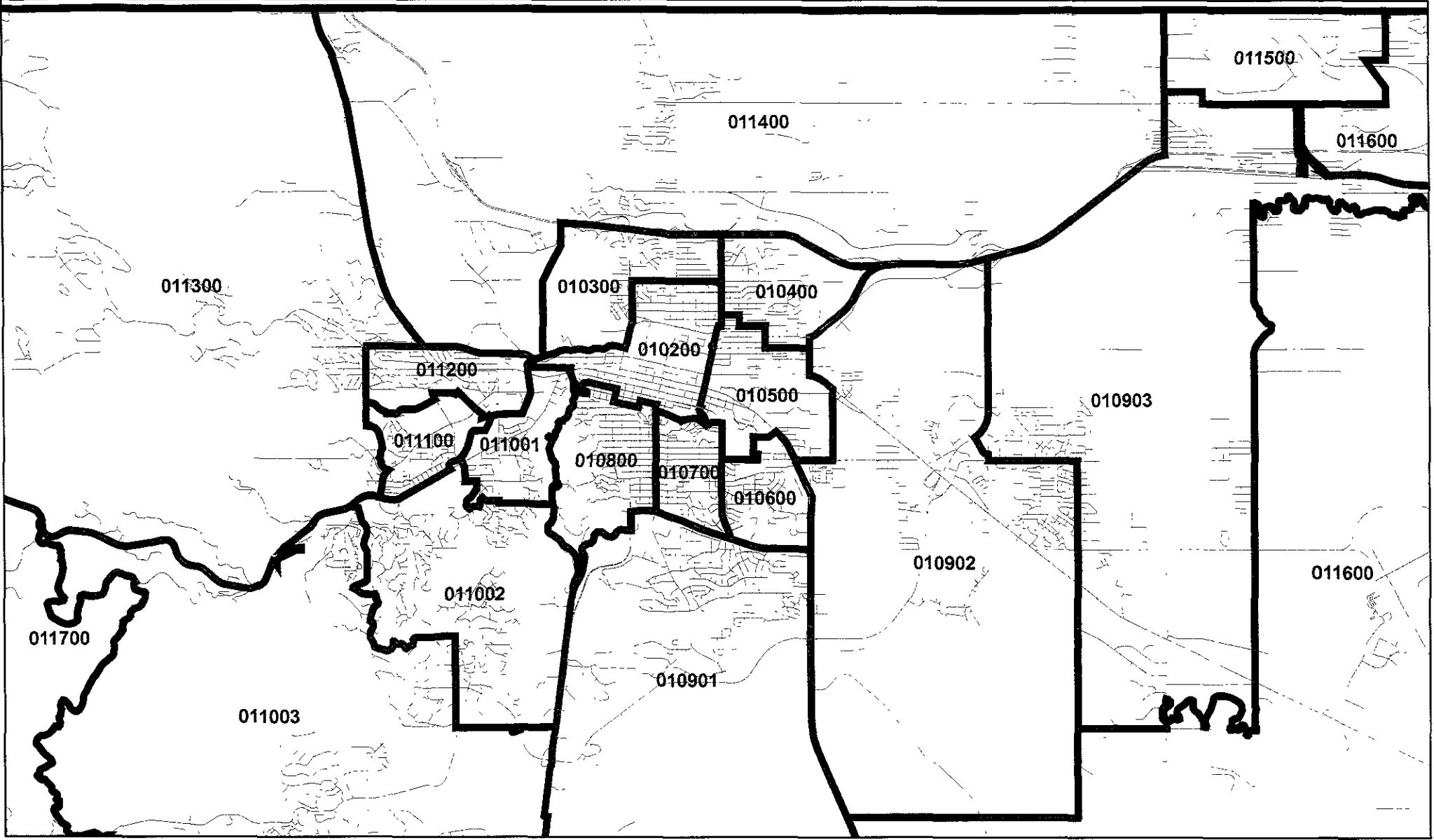
For FY 2006, Rapid City has provided funds to address the special needs of persons who are not homeless as follows: No activities for this category for FY 2006.

### **Specific HOPWA Objectives**

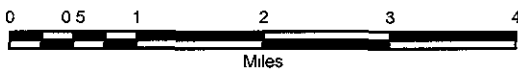
**N/A – The City of Rapid City does not receive HOPWA Funds.**

HOPWA funds are handled for a three state area by a non-profit agency out of Montana. Currently there are three people in the Rapid City area receiving HOPWA assistance.

# Rapid City Census Tracts

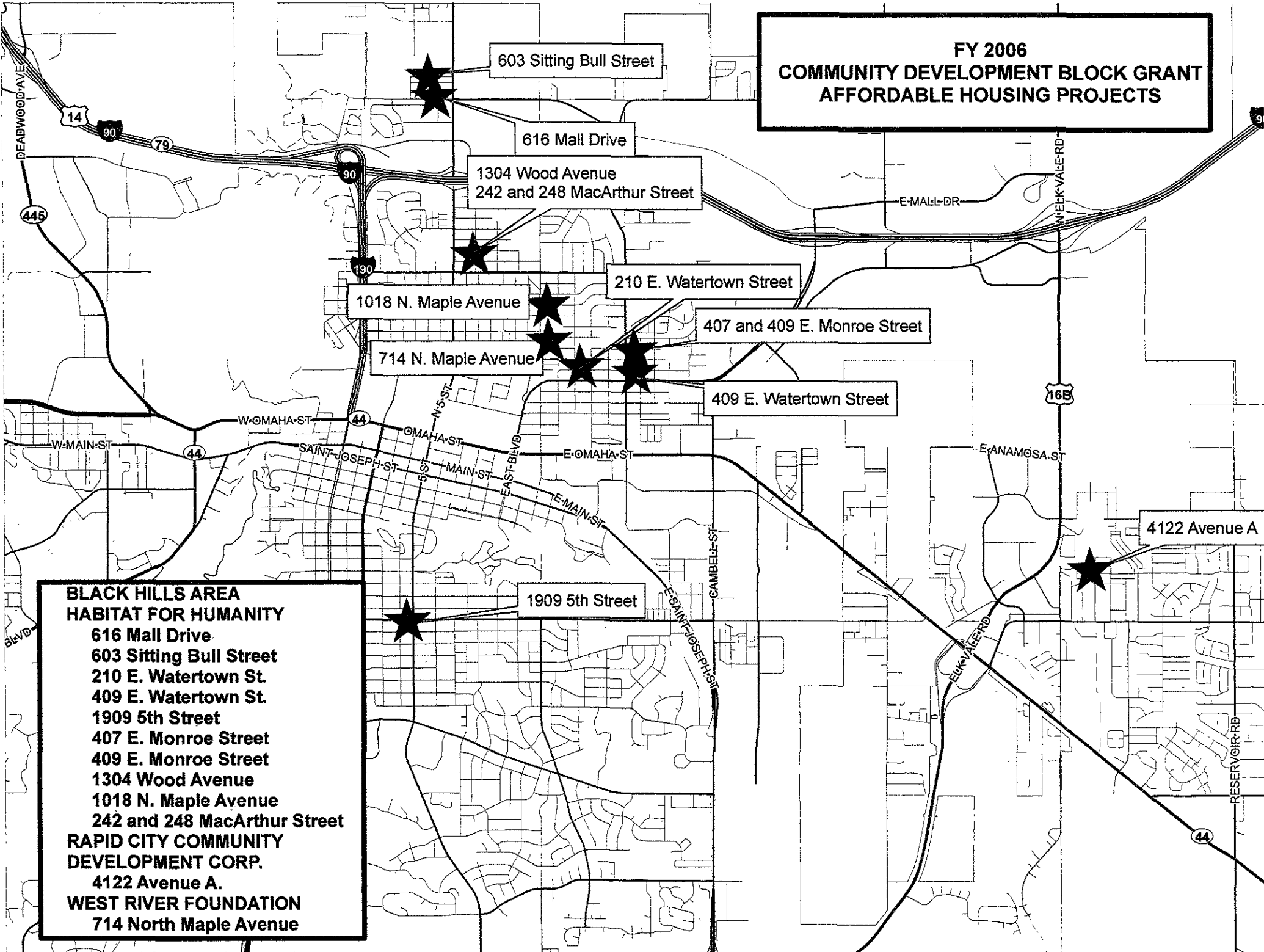


Legend  
Census Tract





**FY 2006  
COMMUNITY DEVELOPMENT BLOCK GRANT  
AFFORDABLE HOUSING PROJECTS**



**BLACK HILLS AREA  
HABITAT FOR HUMANITY**  
 616 Mall Drive  
 603 Sitting Bull Street  
 210 E. Watertown St.  
 409 E. Watertown St.  
 1909 5th Street  
 407 E. Monroe Street  
 409 E. Monroe Street  
 1304 Wood Avenue  
 1018 N. Maple Avenue  
 242 and 248 MacArthur Street

**RAPID CITY COMMUNITY  
DEVELOPMENT CORP.**  
 4122 Avenue A.

**WEST RIVER FOUNDATION**  
 714 North Maple Avenue

603 Sitting Bull Street

616 Mall Drive

1304 Wood Avenue  
242 and 248 MacArthur Street

210 E. Watertown Street

1018 N. Maple Avenue

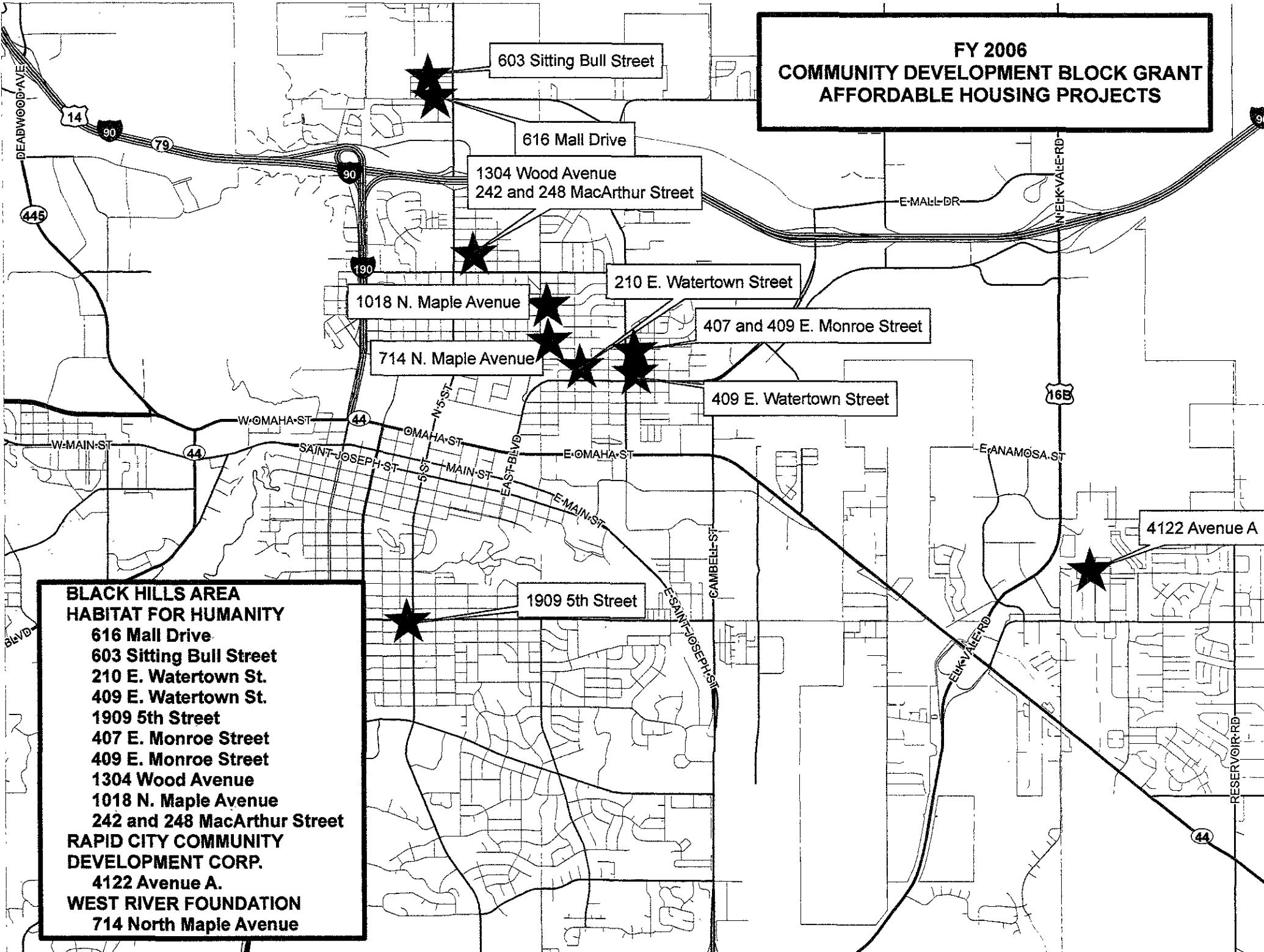
407 and 409 E. Monroe Street

714 N. Maple Avenue

409 E. Watertown Street

1909 5th Street

4122 Avenue A





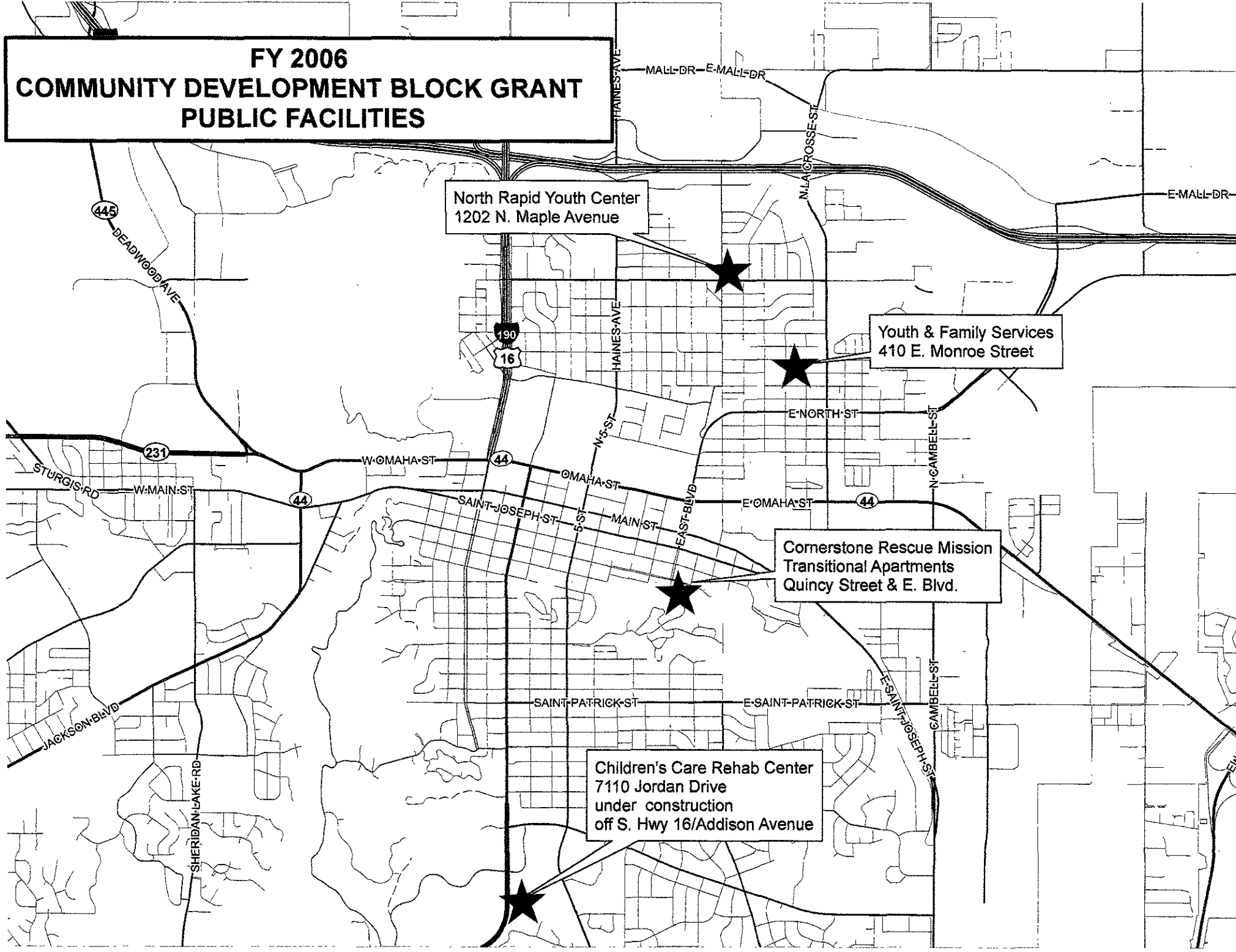
**FY 2006  
COMMUNITY DEVELOPMENT BLOCK GRANT  
PUBLIC FACILITIES**

North Rapid Youth Center  
1202 N. Maple Avenue

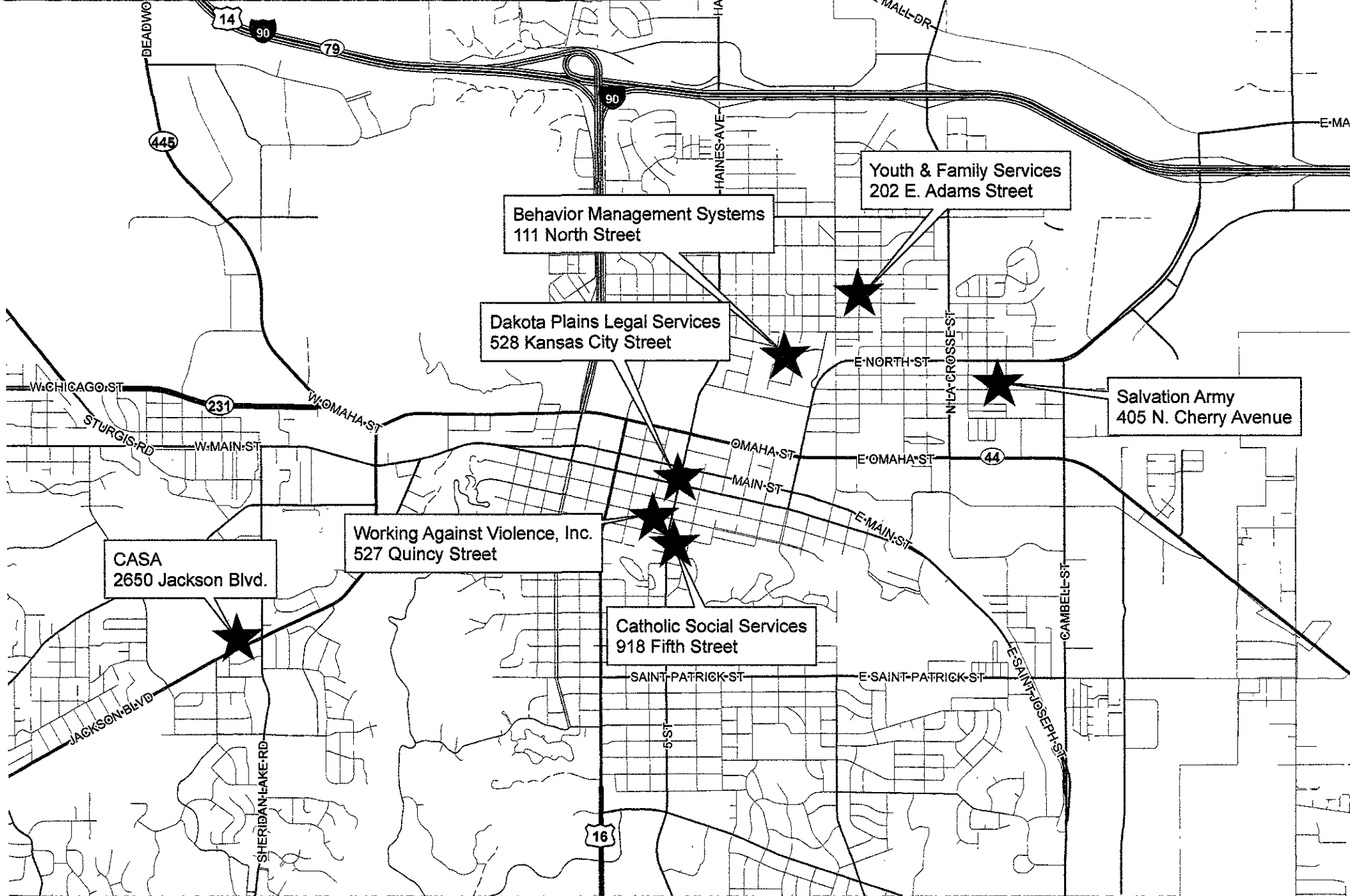
Youth & Family Services  
410 E. Monroe Street

Cornerstone Rescue Mission  
Transitional Apartments  
Quincy Street & E. Blvd.

Children's Care Rehab Center  
7110 Jordan Drive  
under construction  
off S. Hwy 16/Addison Avenue

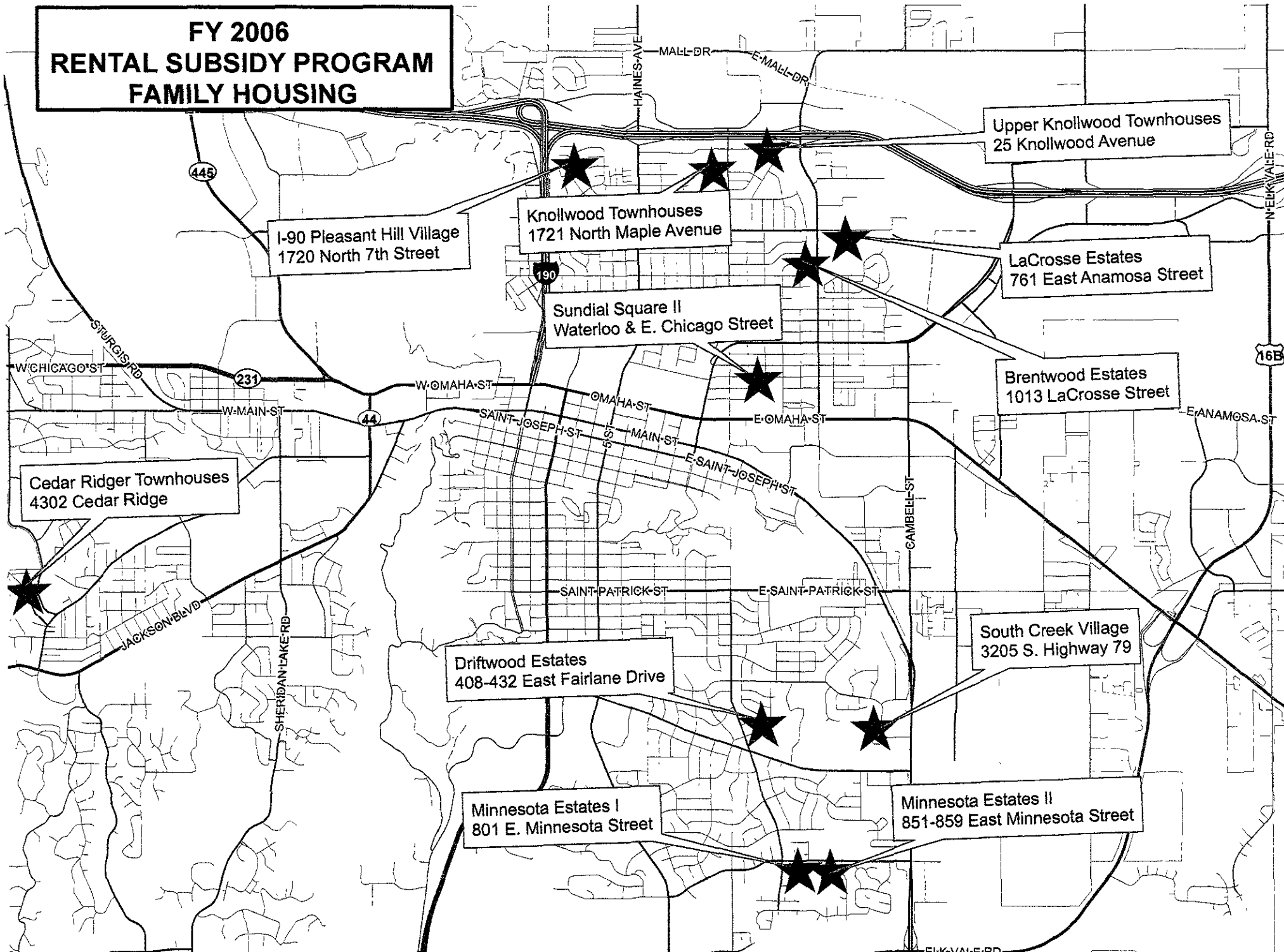


**FY 2006  
COMMUNITY DEVELOPMENT BLOCK GRANT  
PUBLIC SERVICES**

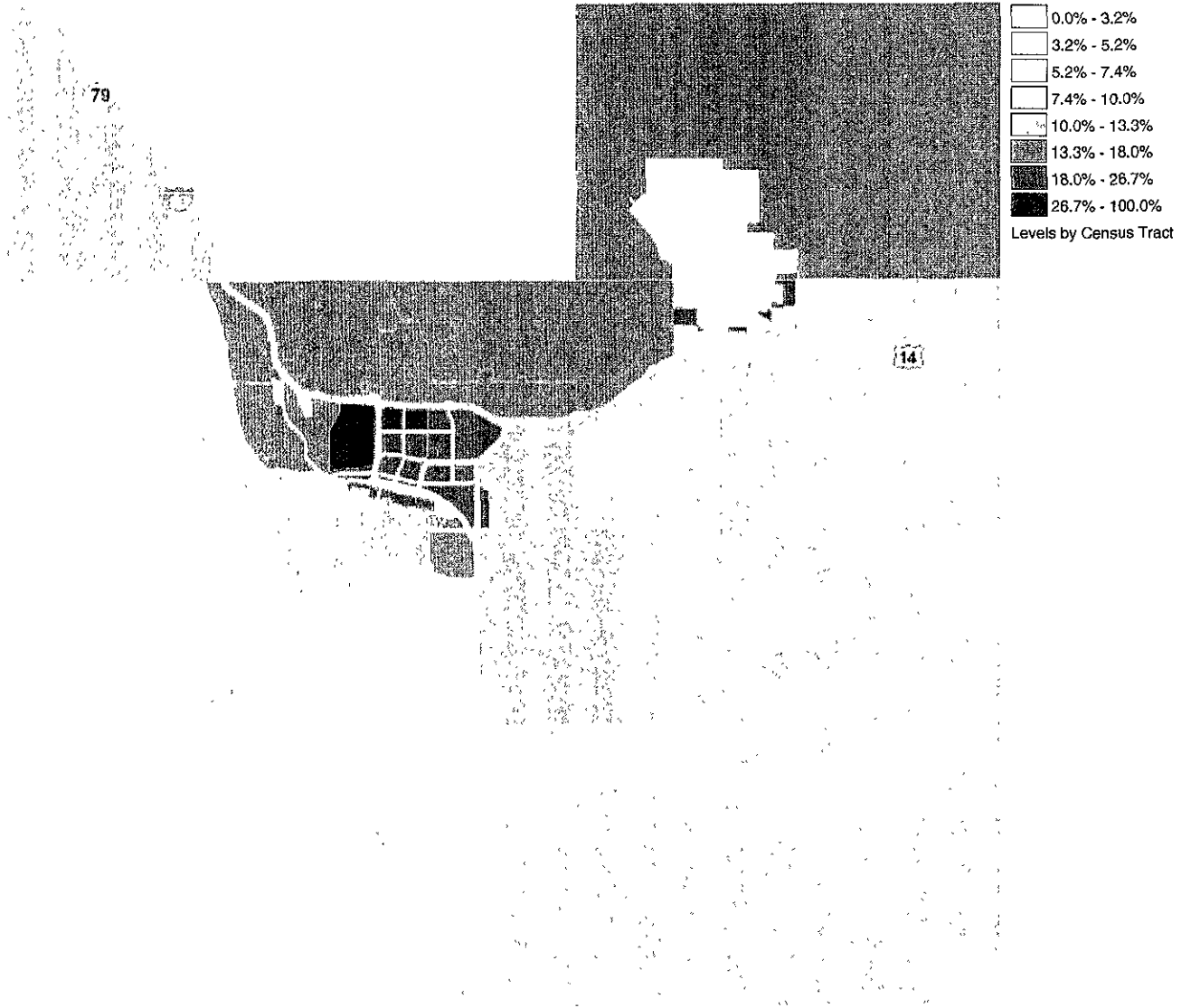





**FY 2006  
RENTAL SUBSIDY PROGRAM  
FAMILY HOUSING**





## Map of Poverty rate2000 in Rapid City, SD



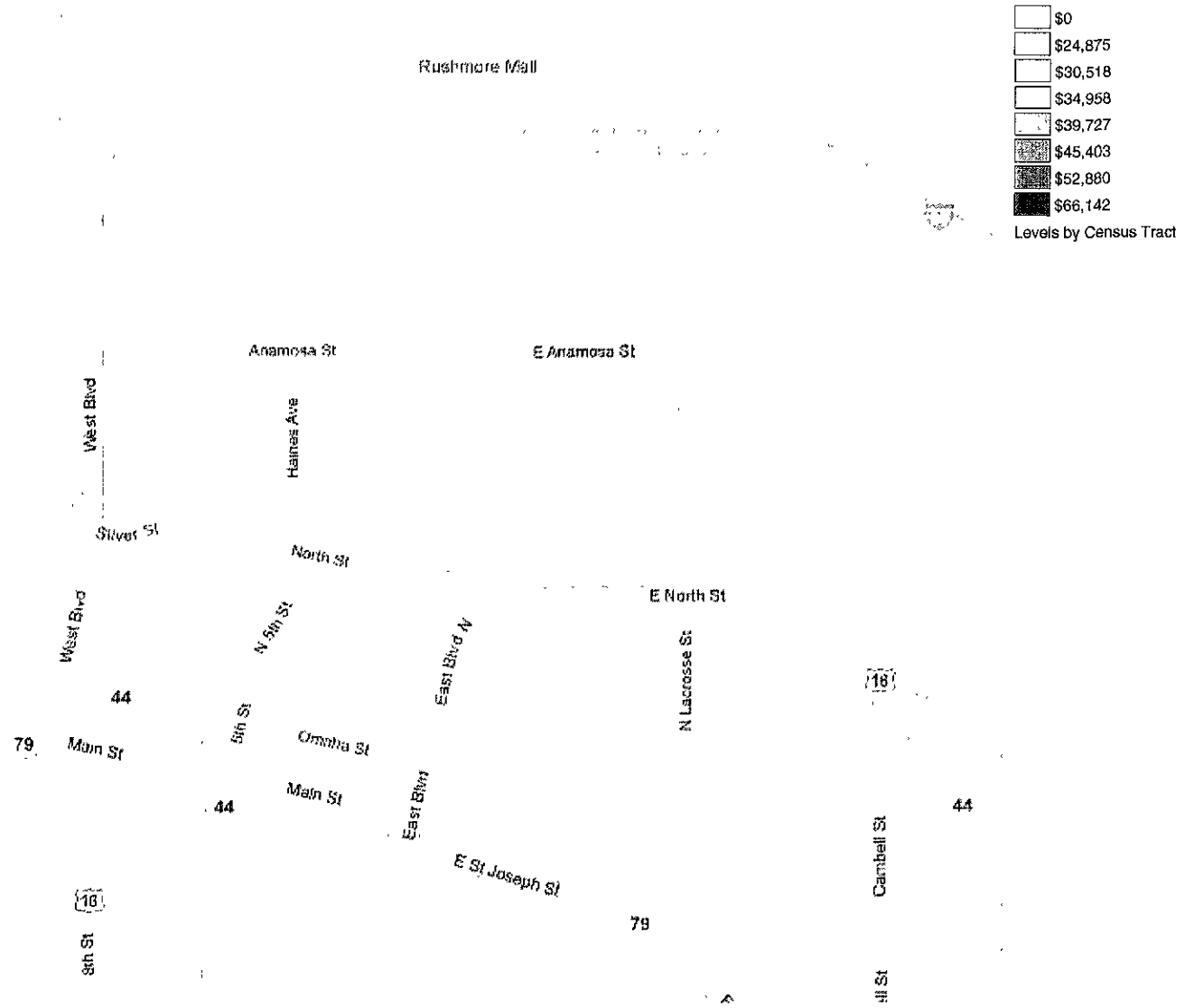
## Map of Poverty rate2000 in Tract 46103-0105




## Map of Median household income last yr (\$)2000 in Rapid City, SD



## Map of Median household income last yr (\$)2000 in Tract 46103-0105



## Map of Pct. housing units that are overcrowded2000 in Rapid City, SD

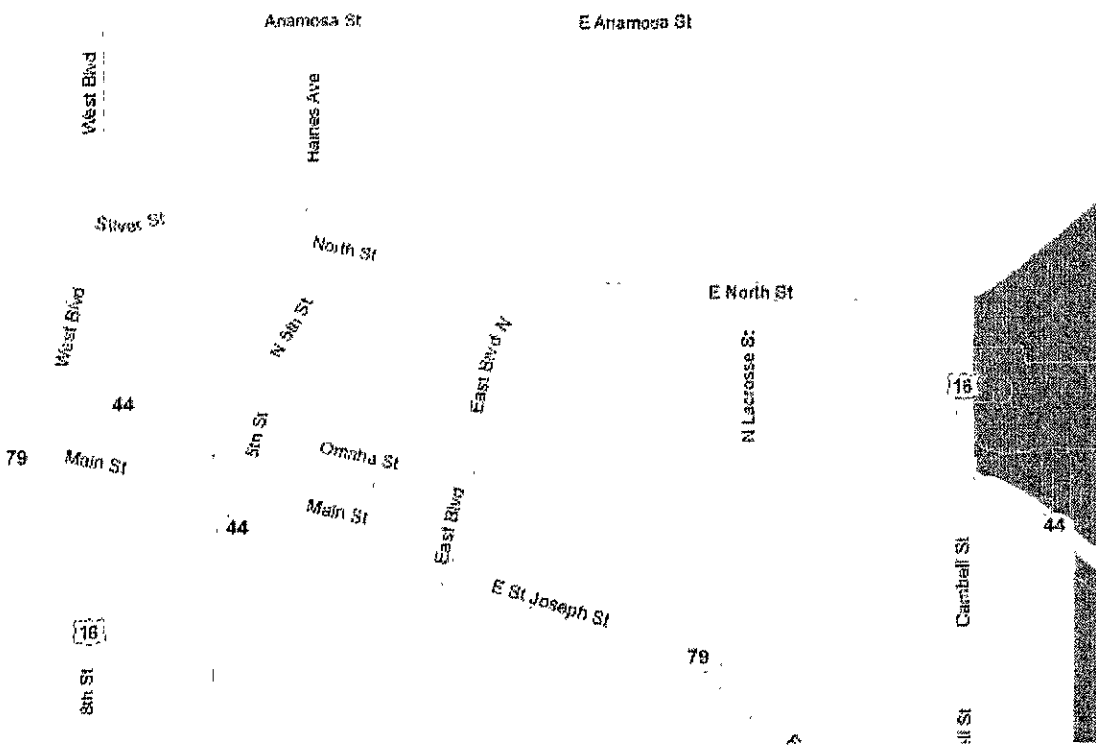









## Map of Homeownership rate2000 in Tract 46103-0105



# U.S. Census Bureau

## American FactFinder



**TM-P004C. Percent of Persons Who Are American Indian and Alaska Native Alone: 2000**  
Universe: Total population  
Data Set: Census 2000 Summary File 1 (SF 1) 100-Percent Data  
**Rapid City city, South Dakota by Census Tract**

NOTE: For information on confidentiality protection, nonsampling error, definitions, and count corrections see <http://factfinder.census.gov/home/en/datanotes/expsf1u.htm>

### Legend

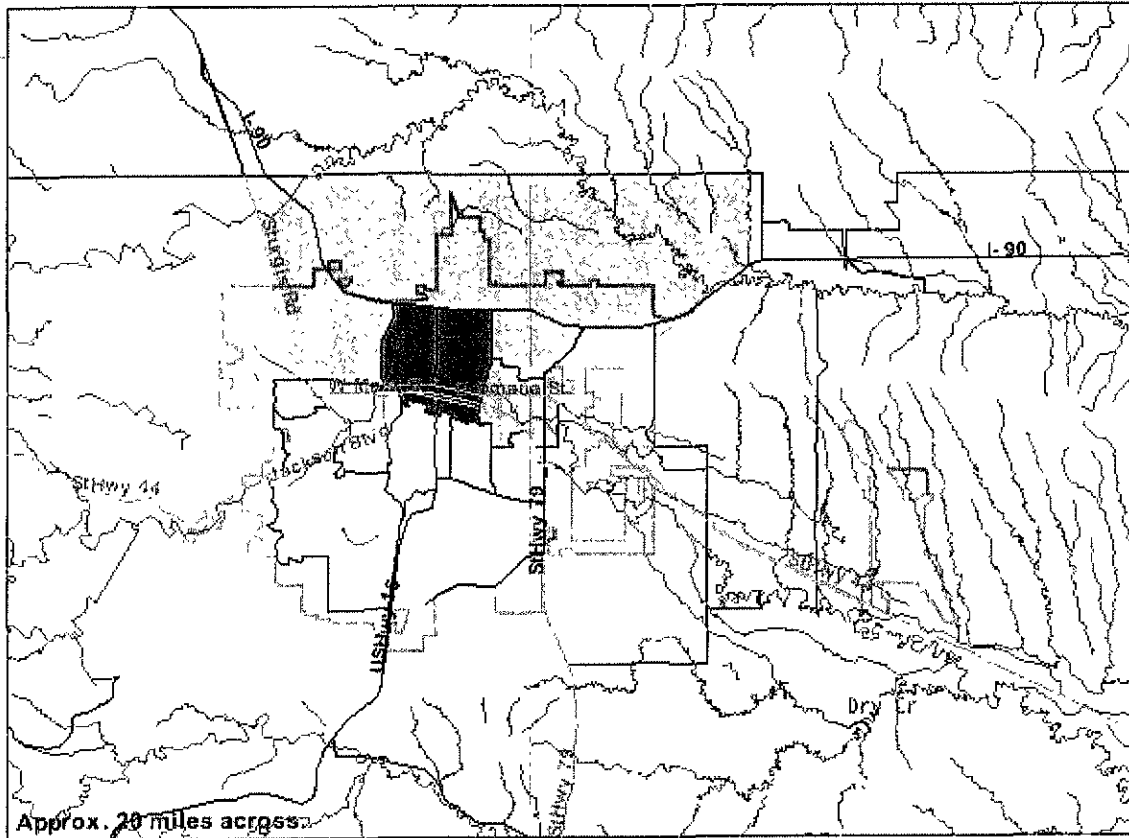
#### Data Classes

Percent:

1.9 - 2.8
4.1 - 5.8
7.2 - 8.6
16.7 - 19.6
23.0 - 25.3

#### Features

- Major Road
- Street
- Stream/Waterbody
- Stream/Waterbody



Source: U.S. Census Bureau, Census 2000 Summary File 1, Matrices P1, and P7.

**U.S. Census Bureau**  
**American FactFinder**



**TM-P046. Percent of Persons 21 to 64 Years With a Disability: 2000**  
 Universe: **Civilian noninstitutionalized population 21 to 64 years**  
 Data Set: **Census 2000 Summary File 3 (SF 3) - Sample Data**  
**Rapid City city, South Dakota by Census Tract**

NOTE: Data based on a sample except in P3, P4, H3, and H4. For information on confidentiality protection, sampling error, nonsampling error, definitions, and count corrections see <http://factfinder.census.gov/home/en/datanotes/expsf3.htm>.

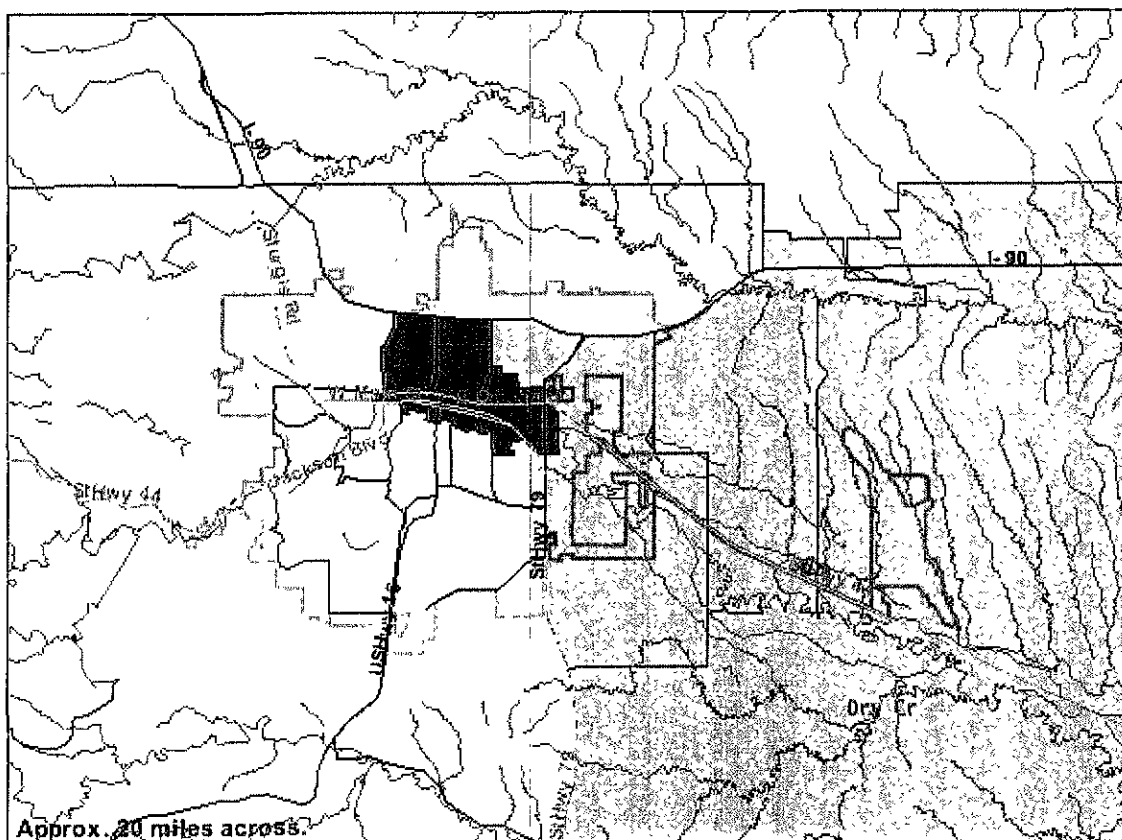
**Legend**

**Data Classes**

Percent	
	9.5 - 9.9
	12.5 - 13.8
	15.2 - 17.1
	19.1 - 21.9
	27.3 - 35.5

**Features**

- Major Road
- Street
- Stream/Waterbody
- Stream/Waterbody



Source: U.S. Census Bureau, Census 2000 Summary File 3, Matrix P42

Report Name: C04P.C24559.D060707.T094524

Download this Report  
Back to Report Listings

File Size = 19425 bytes

OFFICE OF COMMUNITY PLANNING AND DEVELOPMENT  
INTEGRATED DISBURSEMENT AND INFORMATION SYSTEM  
CDBG FINANCIAL SUMMARY FOR PROGRAM YEAR 2006  
04-01-2006 TO 03-31-2007  
RAPID CITY, SD

IDIS - C04PR26

TIME: 09:45  
PAGE: 1

U.S. DEPARTMENT OF HOUSING AND URBAN DEVELOPMENT

PART I: SUMMARY OF CDBG RESOURCES

01 UNEXPENDED CDBG FUNDS AT END OF PREVIOUS PROGRAM YEAR	528,117.29
02 ENTITLEMENT GRANT	507,911.00
03 SURPLUS URBAN RENEWAL	0.00
04 SECTION 108 GUARANTEED LOAN FUNDS	0.00
05 CURRENT YEAR PROGRAM INCOME	20,863.91
06 RETURNS	0.00
07 ADJUSTMENT TO COMPUTE TOTAL AVAILABLE	79,257.16
08 TOTAL AVAILABLE (SUM, LINES 01-07)	1,136,149.36

PART II: SUMMARY OF CDBG EXPENDITURES

09 DISBURSEMENTS OTHER THAN SECTION 108 REPAYMENTS AND PLANNING/ADMINISTRATION	568,064.84
10 ADJUSTMENT TO COMPUTE TOTAL AMOUNT SUBJECT TO LOW/MOD BENEFIT	-100,118.46
11 AMOUNT SUBJECT TO LOW/MOD BENEFIT (LINE 09 + LINE 10)	467,946.38
12 DISBURSED IN IDIS FOR PLANNING/ADMINISTRATION	139,701.65
13 DISBURSED IN IDIS FOR SECTION 108 REPAYMENTS	0.00
14 ADJUSTMENT TO COMPUTE TOTAL EXPENDITURES	29,932.11
15 TOTAL EXPENDITURES (SUM, LINES 11-14)	637,580.14
16 UNEXPENDED BALANCE (LINE 08 - LINE 15)	498,569.22

PART III: LOWMOD BENEFIT THIS REPORTING PERIOD

17 EXPENDED FOR LOW/MOD HOUSING IN SPECIAL AREAS	0.00
18 EXPENDED FOR LOW/MOD MULTI-UNIT HOUSING	0.00
19 DISBURSED FOR OTHER LOW/MOD ACTIVITIES	568,064.84
20 ADJUSTMENT TO COMPUTE TOTAL LOW/MOD CREDIT	-100,118.46
21 TOTAL LOW/MOD CREDIT (SUM, LINES 17-20)	467,946.38
22 PERCENT LOW/MOD CREDIT (LINE 21/LINE 11)	100.00%

LOW/MOD BENEFIT FOR MULTI-YEAR CERTIFICATIONS

23 PROGRAM YEARS (PY) COVERED IN CERTIFICATION	PY2006	PY2005	PY2004
24 CUMULATIVE NET EXPENDITURES SUBJECT TO LOW/MOD BENEFIT CALCULATION		467,946.38	
25 CUMULATIVE EXPENDITURES BENEFITING LOW/MOD PERSONS		467,946.38	
26 PERCENT BENEFIT TO LOW/MOD PERSONS (LINE 25/LINE 24)		100.00%	

IDIS - C04PR26

U.S. DEPARTMENT OF HOUSING AND URBAN DEVELOPMENT  
OFFICE OF COMMUNITY PLANNING AND DEVELOPMENT  
INTEGRATED DISBURSEMENT AND INFORMATION SYSTEM  
CDBG FINANCIAL SUMMARY FOR PROGRAM YEAR 2006  
04-01-2006 TO 03-31-2007  
RAPID CITY, SD

DATE: 06-07-07  
TIME: 09:45  
PAGE: 2

PART IV: PUBLIC SERVICE (PS) CAP CALCULATIONS

27 DISBURSED IN IDIS FOR PUBLIC SERVICES	89,964.44
28 PS UNLIQUIDATED OBLIGATIONS AT END OF CURRENT PROGRAM YEAR	12,598.38
29 PS UNLIQUIDATED OBLIGATIONS AT END OF PREVIOUS PROGRAM YEAR	14,427.57
30 ADJUSTMENT TO COMPUTE TOTAL PS OBLIGATIONS	-3,854.98
31 TOTAL PS OBLIGATIONS (LINE 27 + LINE 28 - LINE 29 + LINE 30)	84,280.27

32	ENTITLEMENT GRANT	507,911.00
33	PRIOR YEAR PROGRAM INCOME	9,710.74
34	ADJUSTMENT TO COMPUTE TOTAL SUBJECT TO PS CAP	66,625.38
35	TOTAL SUBJECT TO PS CAP (SUM, LINES 32-34)	584,247.12
36	PERCENT FUNDS OBLIGATED FOR PS ACTIVITIES (LINE 31/LINE 35)	14.43%

PART V: PLANNING AND ADMINISTRATION (PA) CAP

37	DISBURSED IN IDIS FOR PLANNING/ADMINISTRATION	139,701.65
38	PA UNLIQUIDATED OBLIGATIONS AT END OF CURRENT PROGRAM YEAR	159,641.44
39	PA UNLIQUIDATED OBLIGATIONS AT END OF PREVIOUS PROGRAM YEAR	159,641.44
40	ADJUSTMENT TO COMPUTE TOTAL PA OBLIGATIONS	-28,672.65
41	TOTAL PA OBLIGATIONS (LINE 37 + LINE 38 - LINE 39 +LINE 40)	111,029.00
42	ENTITLEMENT GRANT	507,911.00
43	CURRENT YEAR PROGRAM INCOME	20,863.91
44	ADJUSTMENT TO COMPUTE TOTAL SUBJECT TO PA CAP	67,356.81
45	TOTAL SUBJECT TO PA CAP (SUM, LINES 42-44)	596,131.72
46	PERCENT FUNDS OBLIGATED FOR PA ACTIVITIES (LINE 41/LINE 45)	18.62%

IDIS - C04PR26

U.S. DEPARTMENT OF HOUSING AND URBAN DEVELOPMENT  
 OFFICE OF COMMUNITY PLANNING AND DEVELOPMENT  
 INTEGRATED DISBURSEMENT AND INFORMATION SYSTEM  
 CDBG FINANCIAL SUMMARY FOR PROGRAM YEAR 2006  
 04-01-2006 TO 03-31-2007  
 RAPID CITY, SD

DATE: 06-07-07  
 TIME: 09:45  
 PAGE: 3

LINE 17 DETAIL: ACTIVITIES TO CONSIDER IN DETERMINING THE AMOUNT TO ENTER ON LINE 17

NONE FOUND

IDIS - C04PR26

U.S. DEPARTMENT OF HOUSING AND URBAN DEVELOPMENT  
 OFFICE OF COMMUNITY PLANNING AND DEVELOPMENT  
 INTEGRATED DISBURSEMENT AND INFORMATION SYSTEM  
 CDBG FINANCIAL SUMMARY FOR PROGRAM YEAR 2006  
 04-01-2006 TO 03-31-2007  
 RAPID CITY, SD

DATE: 06-07-07  
 TIME: 09:45  
 PAGE: 4

LINE 18 DETAIL. ACTIVITIES TO CONSIDER IN DETERMINING THE AMOUNT TO ENTER ON LINE 18

NONE FOUND

IDIS - C04PR26

U.S. DEPARTMENT OF HOUSING AND URBAN DEVELOPMENT  
 OFFICE OF COMMUNITY PLANNING AND DEVELOPMENT  
 INTEGRATED DISBURSEMENT AND INFORMATION SYSTEM  
 CDBG FINANCIAL SUMMARY FOR PROGRAM YEAR 2006  
 04-01-2006 TO 03-31-2007  
 RAPID CITY, SD

DATE: 06-07-07  
 TIME: 09:45  
 PAGE: 5

LINE 19 DETAIL: ACTIVITIES INCLUDED IN THE COMPUTATION OF LINE 19

PGM YEAR	PROJ ID	IDIS ACT ID	ACTIVITY NAME	MATRIX CODE	NTL OBJ	DRAWN AMOUNT
2003	0002	185	BLACK HILLS AREA HABITAT FOR HUMANITY	01	LMH	1,932.76
2003	0003	186	REHABILITATION-OWNER OCCUPIED SINGLE FAM	14A	LMH	6,848.98
2003	0003	186	REHABILITATION-OWNER OCCUPIED SINGLE FAM	14A	LMH	4,000.00
2003	0003	186	REHABILITATION-OWNER OCCUPIED SINGLE FAM	14A	LMH	9,183.70
2003	0003	186	REHABILITATION-OWNER OCCUPIED SINGLE FAM	14A	LMH	7,000.00
2003	0003	186	REHABILITATION-OWNER OCCUPIED SINGLE FAM	14A	LMH	6,000.00

2003	0003	186	REHABILITATION-OWNER OCCUPIED SINGLE FAM	14A	LMH	3,540.83
2003	0003	186	REHABILITATION-OWNER OCCUPIED SINGLE FAM	14A	LMH	1,530.62
2003	0003	186	REHABILITATION-OWNER OCCUPIED SINGLE FAM	14A	LMH	145.31
2004	0002	202	PROPERTY ACQUISITION	01	LMH	8,067.24
2004	0002	202	PROPERTY ACQUISITION	01	LMH	20,648.76
2004	0003	204	NEIGHBORHOOD RESTORATION PROGRAM	14A	LMH	34,725.14
2004	0003	204	NEIGHBORHOOD RESTORATION PROGRAM	14A	LMH	18,737.23
2004	0003	204	NEIGHBORHOOD RESTORATION PROGRAM	14A	LMH	30,798.19
2004	0003	204	NEIGHBORHOOD RESTORATION PROGRAM	14A	LMH	19,388.99
2004	0003	204	NEIGHBORHOOD RESTORATION PROGRAM	14A	LMH	12,000.69
2004	0016	220	HEATING AND COOLING INSTALLATION	03	LMC	10.00
2005	0001	223	PROPERTY ACQUISITION	01	LMH	35,000.00
2005	0001	223	PROPERTY ACQUISITION	01	LMH	33,351.24
2005	0001	223	PROPERTY ACQUISITION	01	LMH	6,320.00
2005	0001	224	PROGRAM DELIVERY COSTS	01	LMH	6,885.84
2005	0002	226	LAND ACQUISITION	01	LMH	9,331.31
2005	0002	228	PROGRAM DELIVERY COSTS	13	LMH	895.68
2005	0002	228	PROGRAM DELIVERY COSTS	13	LMH	4,882.89
2005	0007	234	COUNSELING SERVICES FOR YOUTH	05D	LMC	1,087.00
2005	0007	234	COUNSELING SERVICES FOR YOUTH	05D	LMC	800.00
2005	0008	235	STEPPING STONES PROGRAM	05D	LMC	324.38
2005	0008	235	STEPPING STONES PROGRAM	05D	LMC	270.47
2005	0008	235	STEPPING STONES PROGRAM	05D	LMC	2,048.52
2005	0008	235	STEPPING STONES PROGRAM	05D	LMC	126.51
2005	0008	235	STEPPING STONES PROGRAM	05D	LMC	128.99
2005	0008	235	STEPPING STONES PROGRAM	05D	LMC	161.53
2005	0009	236	RENT & UTILITY ASSISTANCE PROGRAM	05	LMC	3,990.73
2005	0010	237	STAR VILLAGE PROGRAM	05D	LMC	1,778.96
2005	0011	238	COUNSELING AND CRISIS HOTLINE PROGRAMS	05D	LMC	1,283.75
2006	0003	246	ACQUISITION OF PROPERTY FOR REHAB	14G	LMH	969.90
2006	0003	246	ACQUISITION OF PROPERTY FOR REHAB	14G	LMH	14,030.10
2006	0004	248	NORTH RAPID YOUTH CENTER	03E	LMA	20,270.13
2006	0004	248	NORTH RAPID YOUTH CENTER	03E	LMA	4,729.87
2006	0005	250	CHILDREN'S CARE REHAB CENTER	03P	LMC	42,794.00
2006	0006	251	CORNERSTONE APARTMENTS	03C	LMC	100,000.00
2006	0007	249	MONROE HEAD START BUILDING	03M	LMC	14,081.00
2006	0008	252	PHARMACEUTICAL MEDICATION PROGRAM	05O	LMC	103.63
2006	0008	252	PHARMACEUTICAL MEDICATION PROGRAM	05O	LMC	2,577.00
2006	0008	252	PHARMACEUTICAL MEDICATION PROGRAM	05O	LMC	4,693.65
2006	0008	252	PHARMACEUTICAL MEDICATION PROGRAM	05O	LMC	2,381.90
2006	0008	252	PHARMACEUTICAL MEDICATION PROGRAM	05O	LMC	2,311.27
2006	0008	252	PHARMACEUTICAL MEDICATION PROGRAM	05O	LMC	2,543.71
2006	0008	252	PHARMACEUTICAL MEDICATION PROGRAM	05O	LMC	2,223.47
2006	0008	252	PHARMACEUTICAL MEDICATION PROGRAM	05O	LMC	2,478.97
2006	0008	252	PHARMACEUTICAL MEDICATION PROGRAM	05O	LMC	2,420.12
2006	0008	252	PHARMACEUTICAL MEDICATION PROGRAM	05O	LMC	2,266.28
2006	0009	253	CASA ADVOCATES	05N	LMC	3,335.00
2006	0010	254	JUVENILE SERVICE CENTER COUNSELING PROG	05D	LMC	850.00
2006	0010	254	JUVENILE SERVICE CENTER COUNSELING PROG	05D	LMC	4,250.00
2006	0010	254	JUVENILE SERVICE CENTER COUNSELING PROG	05D	LMC	2,400.00
2006	0011	255	LEGAL SERVICES FOR LOW INCOME RESIDENTS	05C	LMC	425.91
2006	0011	255	LEGAL SERVICES FOR LOW INCOME RESIDENTS	05C	LMC	2,098.53
2006	0011	255	LEGAL SERVICES FOR LOW INCOME RESIDENTS	05C	LMC	604.02
2006	0011	255	LEGAL SERVICES FOR LOW INCOME RESIDENTS	05C	LMC	1,086.44
2006	0011	255	LEGAL SERVICES FOR LOW INCOME RESIDENTS	05C	LMC	1,285.10
2006	0012	256	RENT/HOUSING PAYMENT AND UTILITY ASSIST.	05Q	LMC	8,705.71
2006	0012	256	RENT/HOUSING PAYMENT AND UTILITY ASSIST.	05Q	LMC	5,158.03
2006	0012	256	RENT/HOUSING PAYMENT AND UTILITY ASSIST.	05Q	LMC	3,515.71
2006	0012	256	RENT/HOUSING PAYMENT AND UTILITY ASSIST.	05Q	LMC	2,887.95
2006	0012	256	RENT/HOUSING PAYMENT AND UTILITY ASSIST.	05Q	LMC	1,146.78
2006	0012	256	RENT/HOUSING PAYMENT AND UTILITY ASSIST.	05Q	LMC	3,200.15
2006	0012	256	RENT/HOUSING PAYMENT AND UTILITY ASSIST.	05Q	LMC	3,430.90
2006	0013	257	WAVI COUNSELING AND ASSISTANCE	05G	LMC	5,000.00
2006	0014	258	COUNSELING AND CRISIS HOT LINE PROGRAM	05D	LMC	500.00
2006	0014	258	COUNSELING AND CRISIS HOT LINE PROGRAM	05D	LMC	416.67
2006	0014	258	COUNSELING AND CRISIS HOT LINE PROGRAM	05D	LMC	416.67
2006	0014	258	COUNSELING AND CRISIS HOT LINE PROGRAM	05D	LMC	166.68
2006	0014	258	COUNSELING AND CRISIS HOT LINE PROGRAM	05D	LMC	166.68
2006	0014	258	COUNSELING AND CRISIS HOT LINE PROGRAM	05D	LMC	416.67
2006	0014	258	COUNSELING AND CRISIS HOT LINE PROGRAM	05D	LMC	500.00
2006	0014	258	COUNSELING AND CRISIS HOT LINE PROGRAM	05D	LMC	500.00
2006	0014	258	COUNSELING AND CRISIS HOT LINE PROGRAM	05D	LMC	500.00
2006	0014	258	COUNSELING AND CRISIS HOT LINE PROGRAM	05D	LMC	1,000.00

TOTAL: 568,064.84

Report Name: C04P.C24559.D060607.T173601

Download this Report  
Back to Report Listings

File Size = 6057 bytes

OFFICE OF COMMUNITY PLANNING AND DEVELOPMENT  
INTEGRATED DISBURSEMENT AND INFORMATION SYSTEM  
HUD GRANTS AND PROGRAM INCOME  
RAPID CITY, SD

IDIS - C04PR01

TIME: 17:36  
PAGE: 1

U.S. DEPARTMENT OF HOUSING AND URBAN DEVELOPMENT

PGM	FUND TYPE	GRANT NUMBER	AUTHORIZED AMOUNT	SUBALLOCATED AMOUNT	COMMITTED TO ACTIVITIES	NET DRAWN AMOUNT	AVAILABLE TO COMMIT	AVAILABLE TO DRAW
CDEG	EN	B-89-MC-460002	482,000.00	0.00	482,000.00	482,000.00	0.00	0.00
		B-90-MC-460002	466,000.00	0.00	466,000.00	466,000.00	0.00	0.00
		B-91-MC-460002	520,000.00	0.00	520,000.00	520,000.00	0.00	0.00
		B-92-MC-460002	545,000.00	0.00	545,000.00	545,000.00	0.00	0.00
		B-93-MC-460002	657,000.00	0.00	657,000.00	657,000.00	0.00	0.00
		B-94-MC-460002	715,000.00	0.00	715,000.00	715,000.00	0.00	0.00
		B-95-MC-460002	715,000.00	0.00	715,000.00	715,000.00	0.00	0.00
		B-96-MC-460002	694,000.00	0.00	694,000.00	694,000.00	0.00	0.00
		B-97-MC-460002	682,000.00	0.00	682,000.00	682,000.00	0.00	0.00
		B-98-MC-460002	657,000.00	0.00	657,000.00	657,000.00	0.00	0.00
		B-99-MC-460002	661,000.00	0.00	661,000.00	661,000.00	0.00	0.00
		B-00-MC-460002	656,000.00	0.00	656,000.00	656,000.00	0.00	0.00
		B-01-MC-460002	680,000.00	0.00	680,000.00	680,000.00	0.00	0.00
		B-02-MC-460002	666,000.00	0.00	666,000.00	666,000.00	0.00	0.00
		B-03-MC-460002	614,000.00	0.00	614,000.00	614,000.00	0.00	0.00
		B-04-MC-460002	596,000.00	0.00	596,000.00	596,000.00	0.00	0.00
		B-05-MC-460002	564,871.00	0.00	564,871.00	564,871.00	0.00	0.00
		B-06-MC-460002	507,911.00	0.00	507,910.97	151,595.73	0.03	356,315.27
			11,078,782.00	0.00	11,078,781.97	10,722,466.73	0.03	356,315.27
CDEG	PI	B-00-MC-460002	9,343.64	0.00	9,343.64	9,343.64	0.00	0.00
		B-01-MC-460002	75,826.64	0.00	75,826.64	75,826.64	0.00	0.00
		B-02-MC-460002	14,008.26	0.00	14,008.26	6,693.25	0.00	7,315.01
		B-03-MC-460002	6,141.22	0.00	6,141.22	0.00	0.00	6,141.22
		B-04-MC-460002	6,417.32	0.00	6,417.32	0.00	0.00	6,417.32
		B-05-MC-460002	11,906.41	0.00	5,786.44	0.00	6,119.97	11,906.41
		B-06-MC-460002	7,516.41	0.00	0.00	0.00	7,516.41	7,516.41
			131,159.90	0.00	117,523.52	91,863.53	13,636.38	39,296.37
CDEG	RL	B-00-MC-460002	34,725.14	0.00	34,725.14	34,725.14	0.00	0.00
		B-02-MC-460002	18,737.23	0.00	18,737.23	18,737.23	0.00	0.00
		B-03-MC-460002	30,798.19	0.00	30,798.19	30,798.19	0.00	0.00
		B-04-MC-460002	40,819.45	0.00	31,389.68	31,389.68	9,429.77	9,429.77
		B-05-MC-460002	8,476.21	0.00	0.00	0.00	8,476.21	8,476.21
		B-06-MC-460002	26,974.26	0.00	0.00	0.00	26,974.26	26,974.26
		B-07-MC-460002	1,214.51	0.00	0.00	0.00	1,214.51	1,214.51
			161,744.99	0.00	115,650.24	115,650.24	46,094.75	46,094.75

Download this Report  
Back to Report Listings



Report Name: C04P.C24559.D060607.T173605

Download this Report  
Back to Report Listings

File Size = 109817 bytes

OFFICE OF COMMUNITY PLANNING AND DEVELOPMENT  
INTEGRATED DISBURSEMENT AND INFORMATION SYSTEM  
SUMMARY OF CONSOLIDATED PLAN PROJECTS FOR REPORT YEAR 2006  
RAPID CITY, SD

IDIS - C04PR06  
TIME: 17:36  
PAGE: 1

U.S. DEPARTMENT OF HOUSING AND URBAN DEVELOPMENT

PLAN YR - PROJECT	PGM	PROJECT ESTIMATE	COMMITTED AMOUNT	AMOUNT DRAWN THRU REPORT YEAR	AMOUNT AVAILABLE TO DRAW	AMOUNT DRAWN IN REPORT YEAR
2006-0001	RAPID CITY COMMUNITY DEVELOPMENT CORPORATION					
	CDBG	80,000.00	80,000.00	0.00	80,000.00	0.00
	DESCRIPTION: RAPID CITY COMMUNITY DEVELOPMENT CORPORATION WILL USE FUNDS TO PROVIDE DOWN PAYMENT AND CLOSING COST ASSISTANCE TO LOW INCOME HOME BUYERS. FUNDS MAY ALSO BE USED FOR LAND ACQUISITION FOR NEW CONSTRUCTION HOMES FOR LOW INCOME HOME BUYERS.					
2006-0002	RAPID CITY NEIGHBORHOOD RESTORATION PROGRAM					
	CDBG	192.00	192.00	0.00	192.00	0.00
	DESCRIPTION: FUNDS WILL BE USED TO PROVIDE GRANTS AND LOW INTEREST LOANS TO LOW-TO-MODERATE INCOME HOUSEHOLDS FOR QUALIFYING REHABILITATION PROJECTS ON OWNER OCCUPIED HOMES. FUNDS WILL PAY FOR REPAIRS, HOME INSPECTIONS, REQUIRED TESTING AND PROGRAM DELIVERY COSTS.					
2006-0003	WEST RIVER FOUNDATION REHAB PROJECT					
	CDBG	75,000.00	75,000.00	15,000.00	60,000.00	15,000.00
	DESCRIPTION: FUNDS WILL BE USED TO PAY, UP TO A MAXIMUM OF \$15,000 PER HOUSE, FOR REHABILITATION REPAIRS, HOME INSPECTIONS, ENGINEERING COSTS, REQUIRED TESTING AND PROGRAM DELIVERY COSTS. HOMES WILL THEN BE SOLD TO LOW-TO-MODERATE INCOME HOME BUYERS. REHAB PROJECTS WILL HELP BRING EXISTING HOMES UP TO STANDARD CONDITION AND PRESERVE AGING EXISTING, HOMES AND THE AFFORDABLE HOUSING STOCK.					
2006-0004	BETHEL ASSEMBLY OF GOD					
	CDBG	25,000.00	25,000.00	25,000.00	0.00	25,000.00
	DESCRIPTION: FUNDS WILL BE USED TO CONSTRUCT AN 88 X 100 FT MULTI-PURPOSE RECREATIONAL FACILITY THAT WILL INCLUDE A FULL SIZE BASKETBALL COURT. THAT WILL SERVICE UNDERPRIVILEGED YOUTH IN NORTH RAPID.					
2006-0005	CHILDREN'S CARE REHABILITATION CENTER					
	CDBG	42,794.00	42,794.00	42,794.00	0.00	42,794.00
	DESCRIPTION: FUNDS WILL BE USED TO PAY FOR CONSTRUCTION COSTS OF A NEW FACILITY TO PROVIDE REHAB, DEVELOPMENT AND THERAPY SERVICES TO CHILDREN WITH DISABILITIES AND THEIR FAMILIES WHO ARE LOW INCOME. THE NEW FACILITY WILL ALLOW FOR THE ADDITION OF NEW EQUIPMENT,					
IDIS - C04PR06	U.S. DEPARTMENT OF HOUSING AND URBAN DEVELOPMENT OFFICE OF COMMUNITY PLANNING AND DEVELOPMENT INTEGRATED DISBURSEMENT AND INFORMATION SYSTEM SUMMARY OF CONSOLIDATED PLAN PROJECTS FOR REPORT YEAR 2006 RAPID CITY, SD					DATE: 06-06-07 TIME: 17:36 PAGE: 2
2006-0006	CORNERSTONE RESCUE MISSION					
	CDBG	100,000.00	100,000.00	100,000.00	0.00	100,000.00
	INCREASES IN SERVICES AND TREATMENT OF MORE PATIENTS.					

DESCRIPTION: FUNDS WILL BE USED TO PAY FOR LAND ACQUISITION FOR THE CONSTRUCTION OF A 24-UNIT TRANSITIONAL HOUSING APARTMENT BUILDING TO HOUSE HOMELESS FAMILIES WITH CHILDREN. COMPREHENSIVE SUPPORTIVE SERVICES WILL BE PROVIDED TO THE RESIDENTS ALONG WITH LIFE SKILLS TRAINING. RESIDENTS WILL TRANSITION TO PERMANENT HOUSING WITHIN 2 YEARS.

2006-0007 YOUTH AND FAMILY SERVICES

CDBG 14,081.00 14,081.00 14,081.00 0.00 14,081.00

DESCRIPTION: FUNDS WILL BE USED TO INSTALL A NEW FIRE ALARM AND SPRINKLER SYSTEM TO BRING THE BUILDING UP TO CODE. THE BUILDING HOUSES THE HEAD START PROGRAM AND REHAB WILL PROVIDE A SAFER ENVIRONMENT FOR THE CHILDREN AND STAFF.

2006-0008 BEHAVIOR MANAGEMENT SYSTEMS

CDBG 24,000.00 24,000.00 24,000.00 0.00 24,000.00

DESCRIPTION: FUNDS WILL BE USED TO PAY FOR A FULL TIME STAFF MEMBER TO PROCESS THE COMPLICATED PAPERWORK AND REPORTING FOR ACCESSING DONATED DRUGS FROM PHARMACEUTICAL COMPANIES FOR CLIENTS WHO CAN NOT AFFORD THEM. THE MEDICATIONS WILL BE PROVIDED TO ADULTS WITH SERIOUS, LONG TERM MENTAL ILLNESSES, WHO, DUE TO THE HIGH COST OF THE MEDICATIONS, ARE UNABLE TO AFFORD THEM. THE PROGRAM WILL ALLOW THEM TO OBTAIN THEIR MEDICATIONS AND AVOID THE RETURN OF THE DESTRUCTIVE ELEMENTS OF THE ILLNESS, THEREBY ALLOWING THEM TO MAINTAIN A STABLE, PRODUCTIVE LIFE.

2006-0009 7TH CIRCUIT COURT - CASA PROGRAM

CDBG 3,335.00 3,335.00 3,335.00 0.00 3,335.00

DESCRIPTION: FUNDS WILL BE USED TO PAY THE SALARY OF A FULL TIME VOLUNTEER COORDINATOR AND RECRUITER TO HELP RECRUIT, TRAIN AND SUPERVISE ADDITIONAL VOLUNTEERS TO PROVIDE LEGAL ADVOCACY FOR CHILDREN. THERE ARE 275 CHILDREN ON THE WAITING LIST FOR AN ADVOCATE.

2006-0010 CATHOLIC SOCIAL SERVICES

IDIS - C04PR06

U.S. DEPARTMENT OF HOUSING AND URBAN DEVELOPMENT  
OFFICE OF COMMUNITY PLANNING AND DEVELOPMENT  
INTEGRATED DISBURSEMENT AND INFORMATION SYSTEM  
SUMMARY OF CONSOLIDATED PLAN PROJECTS FOR REPORT YEAR 2006  
RAPID CITY, SD

DATE: 06-06-07  
TIME: 17:36  
PAGE: 3

PLAN YR - PROJECT	PGM	PROJECT ESTIMATE	COMMITTED AMOUNT	AMOUNT DRAWN THRU REPORT YEAR	AMOUNT AVAILABLE TO DRAW	AMOUNT DRAWN IN REPORT YEAR
	CDBG	7,500.00	7,500.00	7,500.00	0.00	7,500.00

DESCRIPTION: FUNDS WILL BE USED TO COVER A PORTION OF THE SALARIES FOR PROFESSIONAL COUSLING SERVICES FOR INDIVIDUAL AND GROUP SESSIONS FOR YOUTH INCARCERATED AT THE JUVENILE SERVICE CENTER. THE COUNSELING SESSIONS ARE DESIGNED TO HELP BREAK THE CYCLE OF ADDICTION AND DELINQUENCY AND REDUCE THE RECIDIVISM RATE OF THE YOUTH.

2006-0011 DAKOTA PLAINS LEGAL SERVICES

CDBG 5,500.00 5,500.00 5,500.00 0.00 5,500.00

DESCRIPTION: FUNDS WILL BE USE FOR STAFF SALARIES TO PROVIDE INITIAL INTAKE SERVICE AND THE SUBSEQUENT NEEDED LEGAL SERVICES TO LOW INCOME RESIDENTS INCLUDING SPECIAL SERVICES FOR HOMELESS FAMILIES, ELDERLY AND THE VICTIMS OF DOMESTIC VIOLENCE. FUNDS MAY ALSO BE USED TO PROVIDE EDUCATIONAL PROGRAMS TO GROUPS OR INDIVIDUALS.

2006-0012 SALVATION ARMY

CDBG 32,937.00 32,937.00 28,045.23 4,891.77 28,045.23

DESCRIPTION: FUNDS WILL BE USED TO PAY PAST DUE RENTS OR MORTGAGE PAYMENTS AND UTILITY BILLS FOR LOW INCOME HOUSEHOLDS TO PREVENT EVICTION. FUNDS MAY ALSO BE USED TO PROVIDE RENTAL DEPOSIT ASSISTANCE TO HELP A LOW INCOME PERSON SECURE PERMANENT HOUSING.

2006-0013 WORKING AGAINST VIOLENCE, INC. (WAVI)

CDBG 5,000.00 5,000.00 5,000.00 0.00 5,000.00

2006-0014 YOUTH AND FAMILY SERVICES - COUNSELING

CDEG	5,000.00	5,000.00	4,583.37	416.63	4,583.37
------	----------	----------	----------	--------	----------

DESCRIPTION: FUNDS WILL BE USED TO PAY FOR COUNSELING SESSIONS AND CRISIS HOT LINE COUNSELING FOR YOUTH AND THEIR FAMILIES IN THE COMMUNITY. 18.7% OF THE STUDENTS IN SCHOOLS THAT SERVE THE NORTH RAPID AREA REPORTED FEELING SAD OR DEPRESSED MOST OF THE TIME, WHICH INDICATES A SERIOUS NEED FOR INCREASED COUNSELING SERVICES IN THE AREA.

2006-0015 RAPID CITY CDBG PROGRAM OVERSIGHT AND MANAGEMENT

CDBG	111,029.00	111,029.00	0.00	111,029.00	0.00
------	------------	------------	------	------------	------

IDIS - C04PR06	U.S. DEPARTMENT OF HOUSING AND URBAN DEVELOPMENT	DATE: 06-06-07
	OFFICE OF COMMUNITY PLANNING AND DEVELOPMENT	TIME: 17:36
	INTEGRATED DISBURSEMENT AND INFORMATION SYSTEM	PAGE: 4
	SUMMARY OF CONSOLIDATED PLAN PROJECTS FOR REPORT YEAR 2006	
	RAPID CITY, SD	

PLAN YR - PROJECT	PGM	PROJECT ESTIMATE	COMMITTED AMOUNT	AMOUNT DRAWN THRU REPORT YEAR	AMOUNT AVAILABLE TO DRAW	AMOUNT DRAWN IN REPORT YEAR
DESCRIPTION:		FUNDS WILL BE USED TO PROVIDE OVERSIGHT OF THE COMMUNITY DEVELOPMENT BLOCK GRANT PROGRAM AND TECHNICAL ASSISTANCE TO SUBGRANTEES OF THE PROGRAM.				

IDIS - C04PR06	U.S. DEPARTMENT OF HOUSING AND URBAN DEVELOPMENT	DATE: 06-06-07
	OFFICE OF COMMUNITY PLANNING AND DEVELOPMENT	TIME: 17:36
	INTEGRATED DISBURSEMENT AND INFORMATION SYSTEM	PAGE: 5
	SUMMARY OF CONSOLIDATED PLAN PROJECTS FOR REPORT YEAR 2006	
	RAPID CITY, SD	

PLAN YR - PROJECT	PGM	PROJECT ESTIMATE	COMMITTED AMOUNT	AMOUNT DRAWN THRU REPORT YEAR	AMOUNT AVAILABLE TO DRAW	AMOUNT DRAWN IN REPORT YEAR
2005-0001	BLACK HILLS AREA HABITAT FOR HUMANITY					

2005-0002	CDBG	84,000.00	83,999.97	81,557.08	2,442.89	81,557.08
	DESCRIPTION:	LAND ACQUISITION FOR NEW CONSTRUCTION AND MAX 15% FOR PROGRAM DELIVERY COSTS				
RAPID CITY COMMUNITY DEVELOPMENT CORPORATION						
	CDBG	150,000.00	150,000.00	137,214.27	12,785.73	15,109.88
	DESCRIPTION:	FUNDS WILL BE USED FOR PRINCIPAL REDUCTION; DOWNPAYMENT; CLOSING COSTS FUNDS MAY ALSO BE USED FOR LOT ACQUISITION FOR NEW CONSTRUCTION; ACQUISITION REHAB AND MAXIMUM OF 15% FOR PROGRAM DELIVERY COSTS.				
RAPID CITY NEIGHBORHOOD RESTORATION PROGRAM						
	CDBG	95,290.00	64,492.00	0.00	64,492.00	0.00
	DESCRIPTION:	FUNDS WILL BE USED TO PROVIDE FORGIVEABLE LOANS AND LOW INTEREST LOANS TO LOW-MODERATE INCOME HOMEOWNERS. FUNDS WILL PAY FOR REPAIRS, HOME INSPECTIONS, REQUIRED TESTING AND MAXIMUM OF 15% PROGRAM DELIVERY COST				
CANYON LAKE SENIOR CITIZENS CENTER						
	CDBG	8,000.00	8,000.00	8,000.00	0.00	0.00
	DESCRIPTION:	REHAB EXISTING BUILDING TO EXPAND OFFICE SPACE AND COMPUTER CLASS AREA				
RAPID CITY CLUB FOR BOYS, INC.						
	CDBG	49,896.00	49,896.00	49,896.00	0.00	0.00
	DESCRIPTION:	REPLACE ROOF AND INSULATION ON THRIFT STORE BUILDING				
CASA - 7TH CIRCUIT COURT						
	CDBG	5,000.00	5,000.00	5,000.00	0.00	0.00
	DESCRIPTION:	FUNDS WILL BE USED TO RECRUIT, TRAIN AND SUPERVISE ADDITIONAL VOLUNTEERS TO PROVIDE LEGAL ADVOCACY FOR CHILDREN. WILL ALSO SUPPORT ADMINISTRATIVE EXPENSES FOR PROGRAM DELIVERY.				

2005-0007 CATHOLIC SOCIAL SERVICES

IDIS - C04PR06 U.S. DEPARTMENT OF HOUSING AND URBAN DEVELOPMENT DATE: 06-06-07  
 OFFICE OF COMMUNITY PLANNING AND DEVELOPMENT TIME: 17:36  
 INTEGRATED DISBURSEMENT AND INFORMATION SYSTEM PAGE: 6  
 SUMMARY OF CONSOLIDATED PLAN PROJECTS FOR REPORT YEAR 2006  
 RAPID CITY, SD

PLAN YR - PROJECT	PGM	PROJECT ESTIMATE	COMMITTED AMOUNT	AMOUNT DRAWN THRU REPORT YEAR	AMOUNT AVAILABLE TO DRAW	AMOUNT DRAWN IN REPORT YEAR
	CDBG	14,537.00	14,537.00	14,537.00	0.00	1,887.00
	DESCRIPTION:	FUNDS WILL COVER SALARIES FOR COUNSELORS WORKING WITH YOUTH AT THE JUVENILE SERVICE CENTER. COUNSELING SESSIONS WILL BE PROVIDED FOR YOUTH GROUPS TO BREAK THE CYCLE OF ADDICTION AND DELINQUENCY THAT KEEPS RECIDIVISM LEVEL SO HIGH.				
LUTHERAN SOCIAL SERVICES - STEPPING STONES PROGRAM						
	CDBG	3,760.00	3,760.00	3,634.43	125.57	3,060.40
	DESCRIPTION:	FUNDS WILL HELP YOUTH GET A NEW START WITH AN APARTMENT, JOB OR SCHOOL BY PROVIDING BASIC SUPPLY OF FOOD STAPLES, WORK CLOTHES FOR FIRST WEEK ON THE JOB, THE COST OF GETTING A COPY OF THEIR BIRTH CERTIFICATE AND PHOTO ID FOR APPLYING FOR WORK AND SERVICES, OR SCHOOL SUPPLIES.				
SALVATION ARMY						
	CDBG	35,779.00	35,779.00	35,779.00	0.00	3,990.73
	DESCRIPTION:	FUNDS WILL BE USED FOR EMERGENCY ASSISTANCE TO PREVENT HOMELESSNESS BY PROVIDING PAST DUE RENT PAYMENTS, AND UTILITY BILL ASSISTANCE.				
YMCA OF RAPID CITY						
	CDBG	14,869.00	14,869.00	14,869.00	0.00	1,778.96

DESCRIPTION: FUNDS WILL BE USED TO PROVIDE PROGRAM DELIVERY COSTS FOR THE STAR VILLAGE OUTREACH CENTER. THE CENTER IS AN AFTER-SCHOOL AND SUMMER DROP IN PROGRAM AVAILABLE TO AT-RISK CHILDREN AND TEENS IN THE COMMUNITY. THE PROGRAM PROMOTES ACADEMIC ACHIEVEMENT AND SCHOOL ATTENDANCE, SPORT ACTIVITIES, CULTURAL ENRICHMENT AND NUTRIOUS SNACKS.

2005-0011 YOUTH AND FAMILY SERVICES (YFS)

CDBG	15,405.00	15,405.00	15,405.00	0.00	1,283.75
------	-----------	-----------	-----------	------	----------

DESCRIPTION: FUNDS WILL SUPPORT A COUNSELOR TO PROVIDE INTERVENTION AND COUNSELING SERVICES FOR LOW INCOME RESIDENTS AND TRAIN VOLUNTEERS FOR THE 24-HOUR CRISIS HOTLINE.

2005-0012 PROGRAM ADMINISTRATION

CDBG	119,133.00	119,133.00	60,626.95	58,506.05	60,626.95
------	------------	------------	-----------	-----------	-----------

IDIS - C04PR06

U.S. DEPARTMENT OF HOUSING AND URBAN DEVELOPMENT  
OFFICE OF COMMUNITY PLANNING AND DEVELOPMENT  
INTEGRATED DISBURSEMENT AND INFORMATION SYSTEM  
SUMMARY OF CONSOLIDATED PLAN PROJECTS FOR REPORT YEAR 2006  
RAPID CITY, SD

DATE: 06-06-07  
TIME: 17:36  
PAGE: 7

PLAN YR -  
PROJECT

PGM	PROJECT ESTIMATE	COMMITTED AMOUNT	AMOUNT DRAWN THRU REPORT YEAR	AMOUNT AVAILABLE TO DRAW	AMOUNT DRAWN IN REPORT YEAR
-----	------------------	------------------	----------------------------------	-----------------------------	--------------------------------

DESCRIPTION: ADMINISTRATION AND OVERSIGHT OF THE COMMUNITY DEVELOPMENT BLOCK GRANT PROGRAM

IDIS - C04PR06

U.S. DEPARTMENT OF HOUSING AND URBAN DEVELOPMENT  
OFFICE OF COMMUNITY PLANNING AND DEVELOPMENT  
INTEGRATED DISBURSEMENT AND INFORMATION SYSTEM  
SUMMARY OF CONSOLIDATED PLAN PROJECTS FOR REPORT YEAR 2006  
RAPID CITY, SD

DATE: 06-06-07  
TIME: 17:36  
PAGE: 8

PLAN YR -

AMOUNT DRAWN	AMOUNT	AMOUNT DRAWN
--------------	--------	--------------



IDIS - C04PR06 U.S. DEPARTMENT OF HOUSING AND URBAN DEVELOPMENT DATE: 06-06-07  
 OFFICE OF COMMUNITY PLANNING AND DEVELOPMENT TIME: 17:36  
 INTEGRATED DISBURSEMENT AND INFORMATION SYSTEM PAGE: 10  
 SUMMARY OF CONSOLIDATED PLAN PROJECTS FOR REPORT YEAR 2006  
 RAPID CITY, SD

PLAN YR - PROJECT	PGM	PROJECT ESTIMATE	COMMITTED AMOUNT	AMOUNT DRAWN THRU REPORT YEAR	AMOUNT AVAILABLE TO DRAW	AMOUNT DRAWN IN REPORT YEAR
2003-0001	Teton Coalition					
	CDBG	35,000.00	35,000.00	35,000.00	0.00	0.00
	DESCRIPTION:	These funds will be used for purchase of available vacant land for development of affordable homeownership housing.				
2003-0002	Black Hills Area Habitat for Humanity					
	CDBG	35,000.00	35,000.00	35,000.00	0.00	1,932.76
	DESCRIPTION:	Purchase lots and install infrastructure on which to construct affordable homes for low-income occupants.				
2003-0003	Rehabilitation-Owner Occupied Single Family					
	CDBG	70,000.00	165,659.99	137,381.69	28,278.30	38,249.44
	DESCRIPTION:	Provide funds for rehabilitation grant and loan program for single family owner occupied dwellings.				
2003-0004	Gandolf Group					
	CDBG	246,500.00	246,500.00	246,500.00	0.00	0.00
	DESCRIPTION:	Provide infrastructure improvements to support development of 72 low income rental units.				
2003-0006	Youth & Family Services - Counseling					
	CDBG	8,000.00	8,000.00	8,000.00	0.00	0.00
	DESCRIPTION:	Provide counseling services to low income residents (individual, family & group); provide parent education classes and 24 hour hotline for homeless & runaway youth.				
2003-0007	Western SD Community Action					
	CDBG	12,000.00	12,000.00	12,000.00	0.00	0.00
	DESCRIPTION:	Support homeless prevention coordinator.				
2003-0008	Big Brothers/Big Sisters Program					
	CDBG	2,400.00	2,400.00	2,400.00	0.00	0.00

IDIS - C04PR06 U.S. DEPARTMENT OF HOUSING AND URBAN DEVELOPMENT DATE: 06-06-07  
 OFFICE OF COMMUNITY PLANNING AND DEVELOPMENT TIME: 17:36  
 INTEGRATED DISBURSEMENT AND INFORMATION SYSTEM PAGE: 11

SUMMARY OF CONSOLIDATED PLAN PROJECTS FOR REPORT YEAR 2006  
RAPID CITY, SD

PLAN YR - PROJECT	PGM	PROJECT ESTIMATE	COMMITTED AMOUNT	AMOUNT DRAWN THRU REPORT YEAR	AMOUNT AVAILABLE TO DRAW	AMOUNT DRAWN IN REPORT YEAR
DESCRIPTION: To match teen/new mothers with an experienced adult mother to provide support & education to enhance teen/new mother's knowledge of parenting.						
2003-0009	Dakota Plains Legal Services					
	CDBG	16,000.00	16,000.00	16,000.00	0.00	0.00
DESCRIPTION: Funds to support staff for services to low income residents in the form of direct legal services including special services for homeless families & community education to low income residents.						
2003-0010	Salvation Army					
	CDBG	30,000.00	30,000.00	30,000.00	0.00	0.00
DESCRIPTION: Funds used to pay past due rents, first months rents, and rental deposits. These funds are used to assist the homeless obtain permanent housing, or to prevent homelessness. This is one time assistance.						
2003-0011	Senior Companions Program					
	CDBG	2,500.00	2,500.00	2,500.00	0.00	0.00
DESCRIPTION: Provide supportive in home services (companionship, meal prep, errands, respite care) for elderly individuals to prevent or delay nursing home placement. Funds used for mileage reimbursement, meal allowances, physicals and recognition expenses for tenants						
2003-0012	Working Against Violence, Inc.					
	CDBG	7,000.00	7,000.00	7,000.00	0.00	0.00
DESCRIPTION: Provide funding for full time case manager position to work with victims of domestic violence.						
2003-0013	Court Appointed Special Advocates					
	CDBG	8,800.00	8,800.00	8,800.00	0.00	0.00
DESCRIPTION: Operating funds to help recruit, train and supervise additional volunteers to provide legal advocacy for children. Also support office supplies and partial rent for the program.						

2003-0014 Friendship House  
IDIS - C04PR06

U.S. DEPARTMENT OF HOUSING AND URBAN DEVELOPMENT  
OFFICE OF COMMUNITY PLANNING AND DEVELOPMENT  
INTEGRATED DISBURSEMENT AND INFORMATION SYSTEM  
SUMMARY OF CONSOLIDATED PLAN PROJECTS FOR REPORT YEAR 2006  
RAPID CITY, SD

DATE: 06-06-07  
TIME: 17:36  
PAGE: 12

PLAN YR - PROJECT	PGM	PROJECT ESTIMATE	COMMITTED AMOUNT	AMOUNT DRAWN THRU REPORT YEAR	AMOUNT AVAILABLE TO DRAW	AMOUNT DRAWN IN REPORT YEAR
	CDBG	5,400.00	5,400.00	5,400.00	0.00	0.00
DESCRIPTION: Provide halfway house services for recovering drug addicts and alcoholics.						
2003-0016	Unprogrammed Funds					
	CDBG	25,000.00	0.00	0.00	0.00	0.00
2003-0017	Cornerstone Rescue Mission					
	CDBG	12,600.00	12,600.00	12,600.00	0.00	0.00
DESCRIPTION: Install elevator in shelter.						
2003-0018	Program Oversight and Management - CDBG					
	CDBG	122,800.00	122,800.00	122,800.00	0.00	0.00



DESCRIPTION: To provide oversight of the CDBG program.

IDIS - C04PR06

U.S. DEPARTMENT OF HOUSING AND URBAN DEVELOPMENT  
 OFFICE OF COMMUNITY PLANNING AND DEVELOPMENT  
 INTEGRATED DISBURSEMENT AND INFORMATION SYSTEM  
 SUMMARY OF CONSOLIDATED PLAN PROJECTS FOR REPORT YEAR 2006  
 RAPID CITY, SD

DATE: 06-06-07  
 TIME: 17:36  
 PAGE: 13

PLAN YR - PROJECT	PGM	PROJECT ESTIMATE	COMMITTED AMOUNT	AMOUNT DRAWN THRU REPORT YEAR	AMOUNT AVAILABLE TO DRAW	AMOUNT DRAWN IN REPORT YEAR
2002-0001	Youth & Family Services - Counseling					
	CDBG	10,000.00	10,000.00	10,000.00	0.00	0.00
	DESCRIPTION: Provide counseling services to low income residents (individual, family, & group); provide parent education classes and 24 hour hotline for homeless & runaway youth.					
2002-0002	Senior Companions Program					
	CDBG	2,500.00	2,500.00	2,500.00	0.00	0.00
	DESCRIPTION: Provide supportive in home services (companionship, meal prep, errands, respite care) for elderly individuals to prevent or delay nursing home placement. Funds used for mileage reimbursement, meal allowances, physicals and recognition expenses for ten s					
2002-0003	Rural America Initiatives					
	CDBG	5,000.00	5,000.00	5,000.00	0.00	0.00
	DESCRIPTION: Funds to pay mentors to work with at risk, Native American youth. Provides school based intensive mentoring to 100 3rd - 12th grade students.					
2002-0004	Court Appointed Special Advocates					
	CDBG	10,000.00	10,000.00	10,000.00	0.00	0.00
	DESCRIPTION: Operating funds to help recruit, train and supervise additional volunteers. Also support office supplies and partial rent for the program.					
2002-0005	Black Hills Legal Services					
	CDBG	20,000.00	20,000.00	20,000.00	0.00	0.00
	DESCRIPTION: Funds to support staff for services to low income residents in the form of direct legal services including special services for homeless families & community education to low income residents.					
2002-0007	Big Brothers/Big Sisters Program					
	CDBG	3,000.00	2,791.67	2,791.67	0.00	0.00

DESCRIPTION: To match teen/new mothers with an experienced adult mother to provide  
 IDIS - C04PR06 U.S. DEPARTMENT OF HOUSING AND URBAN DEVELOPMENT DATE: 06-06-07  
 OFFICE OF COMMUNITY PLANNING AND DEVELOPMENT TIME: 17:36  
 INTEGRATED DISBURSEMENT AND INFORMATION SYSTEM PAGE: 14  
 SUMMARY OF CONSOLIDATED PLAN PROJECTS FOR REPORT YEAR 2006  
 RAPID CITY, SD

PLAN YR - PROJECT	PGM	PROJECT ESTIMATE	COMMITTED AMOUNT	AMOUNT DRAWN THRU REPORT YEAR	AMOUNT AVAILABLE TO DRAW	AMOUNT DRAWN IN REPORT YEAR
		support & education to enhance teen/new mothers knowledge of parenting				
2002-0008	Working Against Violence, Inc.					
	CDBG	7,000.00	7,000.00	7,000.00	0.00	0.00
		DESCRIPTION: Provide funding for full time case manager position to work with victims of violence.				
2002-0009	Black Hills Area Habitat for Humanity					
	CDBG	30,000.00	30,000.00	30,000.00	0.00	0.00
		DESCRIPTION: Purchase lots on which to construct affordable homes for low-income occupants.				
2002-0010	Rehabilitation-Owner Occupied Single Family					
	CDBG	100,000.00	75,000.00	75,000.00	0.00	0.00
		DESCRIPTION: Provide funds for rehabilitation grant and loan program for single family owner occupied dwellings.				
2002-0012	Salvation Army					
	CDBG	20,000.00	30,000.00	30,000.00	0.00	0.00
		DESCRIPTION: Funds used to pay past due rents, first months rent, and rental deposits. One time service to clients to assist them from becoming homeless				
2002-0014	Program Oversight and Management-CDBG					
	CDBG	119,622.00	109,622.00	109,622.00	0.00	27,795.44
		DESCRIPTION: To provide oversight of the CDBG program.				
2002-0015	Contingency					
	CDBG	33,305.00	0.00	0.00	0.00	0.00
		DESCRIPTION: Funds to be used to support approved projects which may need additional funding.				

IDIS - C04PR06 U.S. DEPARTMENT OF HOUSING AND URBAN DEVELOPMENT DATE: 06-06-07  
 OFFICE OF COMMUNITY PLANNING AND DEVELOPMENT TIME: 17:36  
 INTEGRATED DISBURSEMENT AND INFORMATION SYSTEM PAGE: 15  
 SUMMARY OF CONSOLIDATED PLAN PROJECTS FOR REPORT YEAR 2006  
 RAPID CITY, SD

PLAN YR - PROJECT	PGM	PROJECT ESTIMATE	COMMITTED AMOUNT	AMOUNT DRAWN THRU REPORT YEAR	AMOUNT AVAILABLE TO DRAW	AMOUNT DRAWN IN REPORT YEAR
2002-0016	Affordable Housing					
	CDBG	120,000.00	245,000.00	245,000.00	0.00	0.00
		DESCRIPTION: Funding to be used for either infrastructure extensions or the purchase of available vacant land for development of affordable homeownership housing. These funds may be used in conjunction with the Governor's House Program in South Dakota.				
2002-0017	Cornerston Rescue Mission					
	CDBG	100,000.00	100,000.00	100,000.00	0.00	0.00
		DESCRIPTION: Purchase and install elevator to provide handicap accessibility for the handicap clients.				

2002-0018 Working Against Violence, Inc.-New Facility

CDBG	100,000.00	100,000.00	100,000.00	0.00	0.00
------	------------	------------	------------	------	------

DESCRIPTION: Provide funding for construction of new facility that would house an emergency shelter, the Domestic Violence and Sexual Assault Program Services, Children's Services, and Administrative Operation.

IDIS - C04PR06

U.S. DEPARTMENT OF HOUSING AND URBAN DEVELOPMENT  
OFFICE OF COMMUNITY PLANNING AND DEVELOPMENT  
INTEGRATED DISBURSEMENT AND INFORMATION SYSTEM  
SUMMARY OF CONSOLIDATED PLAN PROJECTS FOR REPORT YEAR 2006  
RAPID CITY, SD

DATE: 06-06-07  
TIME: 17:36  
PAGE: 16

PLAN YR - PROJECT	PGM	PROJECT ESTIMATE	COMMITTED AMOUNT	AMOUNT DRAWN THRU REPORT YEAR	AMOUNT AVAILABLE TO DRAW	AMOUNT DRAWN IN REPORT YEAR
2001-0001	Youth & Family Services - Counseling					
	CDBG	10,000.00	10,000.00	10,000.00	0.00	0.00
	DESCRIPTION:	Provide counseling services to low income residents (individual, family, & group); provide parent education classes and 24 hour hotline for homeless & runaway youth.				
2001-0002	Senior Companions Program					
	CDBG	2,500.00	2,500.00	2,500.00	0.00	0.00
	DESCRIPTION:	Provide supportive in home services (companionship, meal prep, errands, respite care) for elderly individuals to prevent or delay nursing home placement. Funds used for mileage reimbursement, meal allowances, physicals and recognition expenses for ten s				
2001-0003	Rural America Initiatives					
	CDBG	5,000.00	5,000.00	5,000.00	0.00	0.00
	DESCRIPTION:	Funds to pay mentors to work with at risk, Native American youth. Provides school based intensive mentoring to 100 3rd - 12th grade students.				
2001-0004	Court Appointed Special Advocates					
	CDBG	10,000.00	10,000.00	10,000.00	0.00	0.00
	DESCRIPTION:	Operating funds to support volunteer coordinator positions, office supplies, partial rent for the program				
2001-0007	Big Brothers/Big Sisters Program					
	CDBG	2,500.00	2,500.00	2,500.00	0.00	0.00
	DESCRIPTION:	To match teen/new mothers with an experienced adult mother to provide support & education to enhance teen/new mothers knowledge of parenting				

2001-0008 Working Against Violence, Inc.  
 CDBG 6,000.00 6,000.00 6,000.00 0.00 0.00  
 DESCRIPTION: Provide funding for full time case manager position to work with victi  
 IDIS - C04PR06 U.S. DEPARTMENT OF HOUSING AND URBAN DEVELOPMENT DATE: 06-06-07  
 OFFICE OF COMMUNITY PLANNING AND DEVELOPMENT TIME: 17.36  
 INTEGRATED DISBURSEMENT AND INFORMATION SYSTEM PAGE: 17  
 SUMMARY OF CONSOLIDATED PLAN PROJECTS FOR REPORT YEAR 2006  
 RAPID CITY, SD

PLAN YR - PROJECT	PGM	PROJECT ESTIMATE	COMMITTED AMOUNT	AMOUNT DRAWN THRU REPORT YEAR	AMOUNT AVAILABLE TO DRAW	AMOUNT DRAWN IN REPORT YEAR
-------------------	-----	------------------	------------------	-------------------------------	--------------------------	-----------------------------

ms of violence.  
 2001-0009 Black Hills Area Habitat for Humanity  
 CDBG 50,000.00 49,032.38 49,032.38 0.00 0.00  
 DESCRIPTION: Provide infrastructure extension (water & sewer main) to vacant tract for development of new housing.

2001-0010 Rehabilitation-Owner Occupied Single Family  
 CDBG 100,000.00 100,000.00 100,000.00 0.00 0.00  
 DESCRIPTION: Provide funds for rehabilitation grant and loan program for single family owner occupied dwellings.

2001-0011 Rapid City Community Development Corporation  
 CDBG 60,000.00 60,000.00 60,000.00 0.00 0.00  
 DESCRIPTION: Acquire vacant lots to build affordable homes for home ownership by persons at or below 80% of median income.

2001-0014 Rapid City Parks & Recreation-North Middle School  
 CDBG 343,000.00 343,000.00 343,000.00 0.00 0.00  
 DESCRIPTION: Construct multi purpose field, restrooms, picnic area, play ground and extend basketball and tennis court areas.

2001-0015 Program Oversight and Management-CDBG  
 CDBG 110,473.00 110,473.00 110,473.00 0.00 0.00  
 DESCRIPTION: To provide oversight of the CDBG program.

2001-0016 Contingency  
 CDBG 49,027.00 0.00 0.00 0.00 0.00  
 DESCRIPTION: Funds to be used to support approved projects which may need additional funding.

2001-0017 Behavior Management Systems  
 IDIS - C04PR06 U.S. DEPARTMENT OF HOUSING AND URBAN DEVELOPMENT DATE: 06-06-07  
 OFFICE OF COMMUNITY PLANNING AND DEVELOPMENT TIME: 17:36  
 INTEGRATED DISBURSEMENT AND INFORMATION SYSTEM PAGE: 18  
 SUMMARY OF CONSOLIDATED PLAN PROJECTS FOR REPORT YEAR 2006  
 RAPID CITY, SD

PLAN YR - PROJECT	PGM	PROJECT ESTIMATE	COMMITTED AMOUNT	AMOUNT DRAWN THRU REPORT YEAR	AMOUNT AVAILABLE TO DRAW	AMOUNT DRAWN IN REPORT YEAR
	CDBG	94,500.00	94,500.00	94,500.00	0.00	0.00

DESCRIPTION: Rehabilitate existing apartment building occupied by 71% low/mod income residents.

2001-0018 Black Hills Legal Services  
 CDBG 20,000.00 20,000.00 20,000.00 0.00 0.00  
 DESCRIPTION: Funds to support staff for services to low income residents in the form of direct legal services including special services for homeless fam

ilies & community education to low income residents.

2001-0019	Salvation Army					
	CDBG	20,000.00	20,000.00	20,000.00	0.00	0.00
	DESCRIPTION: Funds used to pay past due rents, first months rent, and rental deposits. One time service to clients to assist them from becoming homeless.					
2001-0020	HOMELESS COORDINATOR - HOMELESS SERVICE AGENCIES					
	CDBG	15,000.00	15,000.00	15,000.00	0.00	0.00
	DESCRIPTION: JOINT FUNDED PROJECT WITH THE LOCAL COMMUNITY ACTION PROGRAM TO PROVIDE A PART TIME HOMELESS COORDINATOR TO ACCOMPLISH BRINGING TOGETHER ORGANIZATIONS THAT PROVIDE SERVICES TO HOMELESS PEOPLE. COORDINATION OF SERVICES BETWEEN AGENCIES WILL MAKE MORE FUNDING RESOURCES AVAILABLE TO SERVE ADDITIONAL HOMELESS NEEDS; ALSO EDUCATION OF THE COMMUNITY AND SERVICES AGENCIES ON HOMELESS ISSUES; COORDINATED SUBMITTAL OF CONTINUUM OF CARE APPLICATION FOR OUR AREA					
2001-0021	ANALYSIS OF FAIR HOUSING IMPEDIMENTS					
	CDBG	20,000.00	5,000.00	5,000.00	0.00	0.00

IDIS - C04PR06 U.S. DEPARTMENT OF HOUSING AND URBAN DEVELOPMENT  
 OFFICE OF COMMUNITY PLANNING AND DEVELOPMENT  
 INTEGRATED DISBURSEMENT AND INFORMATION SYSTEM  
 SUMMARY OF CONSOLIDATED PLAN PROJECTS FOR REPORT YEAR 2006  
 RAPID CITY, SD

DATE: 06-06-07  
 TIME: 17:36  
 PAGE: 19

PLAN YR - PROJECT	PGM	PROJECT ESTIMATE	COMMITTED AMOUNT	AMOUNT DRAWN THRU REPORT YEAR	AMOUNT AVAILABLE TO DRAW	AMOUNT DRAWN IN REPORT YEAR
2000-0001	Youth & Family Services - Counseling					
	CDBG	7,500.00	7,500.00	7,500.00	0.00	0.00
	DESCRIPTION: Provide counseling services to low income residents (individual, family, & group); provide parent education classes and 24 hour hotline for homeless & runaway youth.					
2000-0002	Senior Companions Program					
	CDBG	2,500.00	2,500.00	2,500.00	0.00	0.00
	DESCRIPTION: Provide supportive in home services (companionship, meal prep, errands, respite care) for elderly individuals to prevent or delay nursing home placement. Funds used for mileage reimbursement, meal allowances, physicals and recognition expenses for ten s					
2000-0003	Rural America Initiatives					
	CDBG	4,500.00	4,500.00	4,500.00	0.00	0.00
	DESCRIPTION: Funds to pay mentors to work with at risk, Native American youth. Provides school based intensive mentoring to 100 3rd - 12th grade students.					
2000-0004	Court Appointed Special Advocates					
	CDBG	8,800.00	8,800.00	8,800.00	0.00	0.00
	DESCRIPTION: Operating funds to support volunteer coordinator positions, office supplies, partial rent for the program					
2000-0005	Black Hills Legal Services					
	CDBG	20,000.00	20,000.00	20,000.00	0.00	0.00

DESCRIPTION: Funds to support staff for services to low income residents in the form of direct legal services including special services for homeless families & community education to low income residents.

2000-0006 Salvation Army  
 CDBG 30,000.00 30,000.00 30,000.00 0.00 0.00

DESCRIPTION: Funds used to pay past due rents, first months rent, and rental deposits.  
 IDIS - C04PR06 U.S. DEPARTMENT OF HOUSING AND URBAN DEVELOPMENT DATE: 06-06-07  
 OFFICE OF COMMUNITY PLANNING AND DEVELOPMENT TIME: 17:36  
 INTEGRATED DISBURSEMENT AND INFORMATION SYSTEM PAGE: 20  
 SUMMARY OF CONSOLIDATED PLAN PROJECTS FOR REPORT YEAR 2006  
 RAPID CITY, SD

PLAN YR - PROJECT	PGM	PROJECT ESTIMATE	COMMITTED AMOUNT	AMOUNT DRAWN THRU REPORT YEAR	AMOUNT AVAILABLE TO DRAW	AMOUNT DRAWN IN REPORT YEAR

ts. One time service to clients to assist them from becoming homeless

2000-0007 Big Brothers/Big Sisters Program  
 CDBG 2,200.00 2,200.00 2,200.00 0.00 0.00

DESCRIPTION: To match teen/new mothers with an experienced adult mother to provide support & education to enhance teen/new mothers knowledge of parenting

2000-0008 Working Against Violence, Inc.  
 CDBG 5,000.00 5,000.00 5,000.00 0.00 0.00

DESCRIPTION: Provide funding for full time case manager position to work with victims of violence

2000-0009 Black Hills Area Habitat for Humanity  
 CDBG 30,000.00 30,000.00 30,000.00 0.00 0.00

DESCRIPTION: Purchase two lots on which to construct affordable homes for low income occupants.

2000-0010 Rehabilitation-Owner Occupied Single Family  
 CDBG 50,000.00 30,255.18 30,255.18 0.00 0.00

DESCRIPTION: Provide funds for rehabilitation grant and loan program for single family owner occupied dwellings.

2000-0011 Rapid City Community Development Corporation  
 CDBG 60,000.00 60,000.00 60,000.00 0.00 0.00

DESCRIPTION: Acquire vacant lots to build affordable homes for home ownership by persons at or below 80% of median income.

2000-0012 Lakota Community Homes  
 CDBG 50,000.00 42,923.34 42,923.34 0.00 0.00

DESCRIPTION: Purchase and install insulated steel entry doors for single family owner occupied dwellings.

IDIS - C04PR06 U.S. DEPARTMENT OF HOUSING AND URBAN DEVELOPMENT DATE: 06-06-07  
 OFFICE OF COMMUNITY PLANNING AND DEVELOPMENT TIME: 17:36  
 INTEGRATED DISBURSEMENT AND INFORMATION SYSTEM PAGE: 21  
 SUMMARY OF CONSOLIDATED PLAN PROJECTS FOR REPORT YEAR 2006  
 RAPID CITY, SD

PLAN YR - PROJECT	PGM	PROJECT ESTIMATE	COMMITTED AMOUNT	AMOUNT DRAWN THRU REPORT YEAR	AMOUNT AVAILABLE TO DRAW	AMOUNT DRAWN IN REPORT YEAR

2000-0013 Minneluzahan Senior Center  
 CDBG 165,000.00 186,961.69 186,961.69 0.00 0.00

DESCRIPTION: Construct addition which will allow for increased activities and member participation in the facility.

2000-0014	Rapid City Parks & Recreation-Roosevelt Pond					
	CDBG	100,000.00	0.00	0.00	0 00	0.00
	DESCRIPTION: Phase II of project consisting of: silt removal and wetland protection; improvements for access by park users to the pond; recreation facilities; and storm water retention.					
2000-0015	Program Oversight and Management-CDBG					
	CDBG	110,473.00	105,356.75	105,356.75	0.00	0.00
	DESCRIPTION: To provide oversight of the CDBG program.					
2000-0016	Contingency					
	CDBG	42,010.00	0.00	0.00	0.00	0.00
	DESCRIPTION: Funds to be used to support approved projects which may need additional funding.					

IDIS - C04PR06

U.S. DEPARTMENT OF HOUSING AND URBAN DEVELOPMENT  
OFFICE OF COMMUNITY PLANNING AND DEVELOPMENT  
INTEGRATED DISBURSEMENT AND INFORMATION SYSTEM  
SUMMARY OF CONSOLIDATED PLAN PROJECTS FOR REPORT YEAR 2006  
RAPID CITY, SD

DATE: 06-06-07  
TIME: 17:36  
PAGE: 22

PLAN YR - PROJECT	PGM	PROJECT ESTIMATE	COMMITTED AMOUNT	AMOUNT DRAWN THRU REPORT YEAR	AMOUNT AVAILABLE TO DRAW	AMOUNT DRAWN IN REPORT YEAR
1999-0001	Youth & Family Services - Counseling					
	CDBG	8,000.00	8,000.00	8,000.00	0.00	0.00
	DESCRIPTION: Provide counseling services to low income residents (individual, family, & group); provide parent education classes and 24 hour hotline for homeless & runaway youth.					
1999-0002	Senior Companions Program					
	CDBG	2,500 00	2,500.00	2,500.00	0.00	0.00
	DESCRIPTION: Provide supportive in home services (companionship, meal prep, errands, respite care) for elderly individuals to prevent or delay nursing home placement. Funds used for mileage reimbursement, meal allowances, physicals and recognition expenses for ten s					
1999-0003	Rural America Initiatives					
	CDBG	5,000.00	5,000.00	5,000.00	0.00	0.00
	DESCRIPTION: Funds to pay mentors to work with at risk, Native American youth. Provides school based intensive mentoring to 100 3rd - 12th grade students.					
1999-0004	Court Appointed Special Advocates					
	CDBG	10,000.00	10,000.00	10,000.00	0.00	0.00
	DESCRIPTION: Operating funds to support volunteer coordinator positions, office supplies, partial rent for the program					

1999-0005 Black Hills Legal Services

CDBG	20,000.00	20,000.00	20,000.00	0.00	0.00
------	-----------	-----------	-----------	------	------

DESCRIPTION: Funds to support staff for services to low income residents in the form of direct legal services including special services for homeless families & community education to low income residents.

1999-0006 Salvation Army

CDBG	30,000.00	30,000.00	30,000.00	0.00	0.00
------	-----------	-----------	-----------	------	------

DESCRIPTION: Funds used to pay past due rents, first months rent, and rental deposits.

IDIS - C04PR06 U.S. DEPARTMENT OF HOUSING AND URBAN DEVELOPMENT  
OFFICE OF COMMUNITY PLANNING AND DEVELOPMENT  
INTEGRATED DISBURSEMENT AND INFORMATION SYSTEM  
SUMMARY OF CONSOLIDATED PLAN PROJECTS FOR REPORT YEAR 2006  
RAPID CITY, SD

DATE: 06-06-07  
TIME: 17:36  
PAGE: 23

PLAN YR - PROJECT	PGM	PROJECT ESTIMATE	COMMITTED AMOUNT	AMOUNT DRAWN THRU REPORT YEAR	AMOUNT AVAILABLE TO DRAW	AMOUNT DRAWN IN REPORT YEAR
		ts. One time service to clients to assist them from becoming homeless				

1999-0007 Big Brothers/Big Sisters Program

CDBG	2,200.00	1,649.97	1,649.97	0.00	0.00
------	----------	----------	----------	------	------

DESCRIPTION: To match teen/new mothers with an experienced adult mother to provide support & education to enhance teen/new mothers knowledge of parenting

1999-0008 Working Against Violence, Inc.

CDBG	6,000.00	6,000.00	6,000.00	0.00	0.00
------	----------	----------	----------	------	------

DESCRIPTION: provide funding for full time case manager position to work with victims of violence.

1999-0009 Black Hills Area Habitat for Humanity

CDBG	35,000.00	35,000.00	35,000.00	0.00	0.00
------	-----------	-----------	-----------	------	------

DESCRIPTION: Purchase two lots on which to construct affordable homes for low income occupants.

1999-0010 Rehabilitation-Owner Occupied Single Family

CDBG	100,000.00	100,000.00	100,000.00	0.00	0.00
------	------------	------------	------------	------	------

DESCRIPTION: Provide funds for rehabilitation grant and loan program for single family owner occupied dwellings

1999-0011 Rapid City Community Development Corporation

CDBG	35,000.00	35,000.00	35,000.00	0.00	0.00
------	-----------	-----------	-----------	------	------

DESCRIPTION: Acquire vacant lots to build affordable homes for home ownership by persons at or below 80% of median income.

1999-0012 Children's Home Society

CDBG	80,000.00	80,000.00	80,000.00	0.00	0.00
------	-----------	-----------	-----------	------	------

DESCRIPTION: To acquire a site and build a large five bedroom home to serve children in need of foster care, either long term or temporary, and/or emerge

IDIS - C04PR06 U.S. DEPARTMENT OF HOUSING AND URBAN DEVELOPMENT  
OFFICE OF COMMUNITY PLANNING AND DEVELOPMENT  
INTEGRATED DISBURSEMENT AND INFORMATION SYSTEM  
SUMMARY OF CONSOLIDATED PLAN PROJECTS FOR REPORT YEAR 2006  
RAPID CITY, SD

DATE: 06-06-07  
TIME: 17:36  
PAGE: 24

PLAN YR - PROJECT	PGM	PROJECT ESTIMATE	COMMITTED AMOUNT	AMOUNT DRAWN THRU REPORT YEAR	AMOUNT AVAILABLE TO DRAW	AMOUNT DRAWN IN REPORT YEAR
		ncy foster care.				

1999-0013 Behavior Management Systems



	CDBG	80,000.00	80,000.00	80,000.00	0.00	0.00
	DESCRIPTION: Purchase of a large, 5 bedroom house to be used to prepare 16-19 year old adolescents for independent living. These are adolescents who have been in foster care most of their lives.					
1999-0014	WSDSS-Meals Program					
	CDBG	15,000.00	15,000.00	15,000.00	0.00	0.00
	DESCRIPTION: Increase kitchen & storage area by adding an addition to the existing Senior Highrise where the kitchen is located.					
1999-0015	Canyon Lake Senior Center					
	CDBG	30,000.00	30,000.00	30,000.00	0.00	0.00
	DESCRIPTION: Furnish & install an elevator in Viking Hall which will make the upstairs useable.					
1999-0016	Minneluzahan Senior Center					
	CDBG	20,000.00	20,000.00	20,000.00	0.00	0.00
	DESCRIPTION: Develop plans for an addition which would allow for increased activities and member participation to the building.					
1999-0017	Rapid City Parks & Recreation-Roosevelt Pond					
	CDBG	120,000.00	15,880.00	15,880.00	0.00	0.00
	DESCRIPTION: Project consisting of silt removal and wetland protection; improvements for access by park users to the pond; recreation facilities; and storm water retention.					
1999-0018	Rapid City Parks & Recreation-Rushmore Little League					
	CDBG	50,000.00	52,203.80	52,203.80	0.00	0.00
	DESCRIPTION: Build additional concession space to existing building; construct new field with backstop and dugouts.					

IDIS - C04PR06

U.S. DEPARTMENT OF HOUSING AND URBAN DEVELOPMENT  
 OFFICE OF COMMUNITY PLANNING AND DEVELOPMENT  
 INTEGRATED DISBURSEMENT AND INFORMATION SYSTEM  
 SUMMARY OF CONSOLIDATED PLAN PROJECTS FOR REPORT YEAR 2006  
 RAPID CITY, SD

DATE: 06-06-07  
 TIME: 17:36  
 PAGE: 25

PLAN YR - PROJECT	PGM	PROJECT ESTIMATE	COMMITTED AMOUNT	AMOUNT DRAWN THRU REPORT YEAR	AMOUNT AVAILABLE TO DRAW	AMOUNT DRAWN IN REPORT YEAR
1999-0019	Youth & Family Services Building Improvements					
	CDBG	30,000.00	24,924.19	24,924.19	0.00	0.00
	DESCRIPTION: Kitchen improvements consisting of lighting fixture upgrades, upgrade kitchen fire suppression system, replace existing dishwasher, dish room tables, and commercial garbage disposal.					
1999-0020	Program Oversight and Management-CDBG					
	CDBG	109,447.00	104,852.47	104,852.47	0.00	0.00
	DESCRIPTION: To provide oversight of the CDBG program.					

IDIS - C04PR06

U.S. DEPARTMENT OF HOUSING AND URBAN DEVELOPMENT  
 OFFICE OF COMMUNITY PLANNING AND DEVELOPMENT  
 INTEGRATED DISBURSEMENT AND INFORMATION SYSTEM  
 SUMMARY OF CONSOLIDATED PLAN PROJECTS FOR REPORT YEAR 2006  
 RAPID CITY, SD

DATE: 06-06-07  
 TIME: 17:36  
 PAGE: 26

PLAN YR - PROJECT	PGM	PROJECT ESTIMATE	COMMITTED AMOUNT	AMOUNT DRAWN THRU REPORT YEAR	AMOUNT AVAILABLE TO DRAW	AMOUNT DRAWN IN REPORT YEAR
1998-0010	Black Hills Legal Services					
	CDBG	15,000.00	15,000.00	15,000.00	0.00	0.00
	DESCRIPTION: To provide staff costs for legal services to low income residents.					
1998-0011	YFS/Counseling					
	CDBG	10,000.00	10,000.00	10,000.00	0.00	0.00
	DESCRIPTION: Provide counseling services to low income persons for alcohol and drug prevention.					
1998-0012	Rural American Initiatives/Mentoring Project					
	CDBG	7,000.00	7,000.00	7,000.00	0.00	0.00
	DESCRIPTION: Provide mentors to Native American youth to prevent them from dropping out of high school. Mentors work with the students on a weekly basis and monitor their school activities by checking with teachers.					
1998-0013	Court Appointed Special Advocates					
	CDBG	15,000.00	15,000.00	15,000.00	0.00	0.00
	DESCRIPTION: Support volunteer coordinator position to work with volunteers who speak for children in the court system.					
1998-0015	Salvation Army-Housing Assistance					
	CDBG	25,000.00	25,000.00	25,000.00	0.00	0.00
	DESCRIPTION: Provide housing assistance in the form of past due rental payments and past due utility bills, also provide security deposit assistance and utility deposit assistance for homeless going into permanent housing.					
1998-0016	Mother Mentor Program/ Big Brothers/Big Sisters					
	CDBG	2,200.00	2,200.00	2,200.00	0.00	0.00
	DESCRIPTION: Provide funding to support experienced mother mentors matched to teen/new mothers in an effort to provide educational support, parenting skills, emotional support and health related information.					

1998-0017 Women Against Violence, Inc.  
 IDIS - C04PR06

U.S. DEPARTMENT OF HOUSING AND URBAN DEVELOPMENT  
 OFFICE OF COMMUNITY PLANNING AND DEVELOPMENT  
 INTEGRATED DISBURSEMENT AND INFORMATION SYSTEM  
 SUMMARY OF CONSOLIDATED PLAN PROJECTS FOR REPORT YEAR 2006  
 RAPID CITY, SD

DATE: 06-06-07  
 TIME: 17:36  
 PAGE: 27

PLAN YR - PROJECT	PGM	PROJECT ESTIMATE	COMMITTED AMOUNT	AMOUNT DRAWN THRU REPORT YEAR	AMOUNT AVAILABLE TO DRAW	AMOUNT DRAWN IN REPORT YEAR
----------------------	-----	------------------	------------------	----------------------------------	-----------------------------	--------------------------------

PLAN YR - PROJECT	PGM	PROJECT ESTIMATE	COMMITTED AMOUNT	AMOUNT DRAWN THRU REPORT YEAR	AMOUNT AVAILABLE TO DRAW	AMOUNT DRAWN IN REPORT YEAR
	CDBG	8,000.00	8,000.00	8,000.00	0.00	0.00
	DESCRIPTION:	Provide funding support for a case management specialist to work with victims of domestic violence. Services include intake, orientatin, o ne on one advocacy, court advocacy, crisis counseling, transportation, and referral.				
1998-0018	Habitat for Humanity					
	CDBG	30,000.00	30,000.00	30,000.00	0.00	0.00
	DESCRIPTION:	Provide funds to acquire two vacant lots to construct single family dw ellings for occupancy by two low income families				
1998-0019	Rehabilitation-Owner occupied single family					
	CDBG	150,000.00	150,000.00	150,000.00	0.00	0.00
	DESCRIPTION:	These funds will provide for grants and loans for rehabilitation of s1 ngle family owner occupied houses. Grants of up to \$7,000 and additio nal 3\$ loans up to a maximum of \$12,000 per unit.				
1998-0020	Rehabilitation-Lakota Community Homes					
	CDBG	120,000.00	101,290.56	101,290.56	0.00	0.00
	DESCRIPTION:	Provide funds to replace windows in 50 units of single family housing. This is a HUD Section 8 Co-op and this funding will replace the wind ows in 50 of the oldest units.				
1998-0021	BHSSC-Career Learning Center/Acadamies					
	CDBG	68,800.00	68,800.00	68,800.00	0.00	0.00
	DESCRIPTION:	Provide for the demolition of existing structures, surfacing for a par king lot to serve the building; and provide for ADA self opening and c losing doors at the entrance.				
1998-0022	Rapid City Campus-Oglala Lakota College					
	CDBG	25,000.00	25,000.00	25,000.00	0.00	0.00
	DESCRIPTION:	Assist with the construction of a 11,730 sf instructinal center that w ill contain twn classrooms, a distance learning classroom, cololege br anch library, student study area, and three offices.				
IDIS - C04PR06	U.S. DEPARTMENT OF HOUSING AND URBAN DEVELOPMENT OFFICE OF COMMUNITY PLANNING AND DEVELOPMENT INTEGRATED DISBURSEMENT AND INFORMATION SYSTEM SUMMARY OF CONSOLIDATED PLAN PROJECTS FOR REPORT YEAR 2006 RAPID CITY, SD				DATE: 06-06-07 TIME: 17:36 PAGE: 28	
1998-0023	Emergency Warning System					
	CDBG	20,000.00	19,041.60	19,041.60	0.00	0.00
	DESCRIPTION:	Provide an emergency warning system for the neighborhoods north of Int erstate 90 along Haines Avenue. This warning system will provide for the proper notification of weather systems and hazardous materials inc idents.				
1998-0025	Renovation-Counseling Center					
	CDBG	15,000.00	15,000.00	15,000.00	0.00	0.00
	DESCRIPTION:	Provide funds to replace windows and floor covering in this building. This structure is 25 years old and the windows are not energy efficie nt and the floor covering has worn out. These improvements will help with energy conservation.				
1998-0026	Program Oversight and Management-CDBG					
	CDBG	114,000.00	114,000.00	114,000.00	0.00	0.00
	DESCRIPTION:	Provide for the proper oversight of the CDBG program.				

IDIS - C04PR06

U.S. DEPARTMENT OF HOUSING AND URBAN DEVELOPMENT  
 OFFICE OF COMMUNITY PLANNING AND DEVELOPMENT  
 INTEGRATED DISBURSEMENT AND INFORMATION SYSTEM  
 SUMMARY OF CONSOLIDATED PLAN PROJECTS FOR REPORT YEAR 2006  
 RAPID CITY, SD

DATE: 06-06-07  
 TIME: 17:36  
 PAGE: 29

PLAN YR - PROJECT	PGM	PROJECT ESTIMATE	COMMITTED AMOUNT	AMOUNT DRAWN THRU REPORT YEAR	AMOUNT AVAILABLE TO DRAW	AMOUNT DRAWN IN REPORT YEAR
1997-0001	Land Acquisition for Affordable Housing					
	CDBG	65,000.00	65,000.00	65,000.00	0.00	0.00
	DESCRIPTION: Provide for acquisition of four (4) lots to build new housing for low income first time homebuyers.					
1997-0002	Owner Occupied Housing Rehabilitation					
	CDBG	109,000.00	62,211.68	62,211.68	0.00	0.00
	DESCRIPTION: To complete rehabilitation of 14 single family, owner occupied housing units.					
1997-0003	Lakota Community Homes					
	CDBG	110,000.00	110,000.00	110,000.00	0.00	0.00
	DESCRIPTION: Renovation of 50 homes located in a cooperative. Additional funds will be provided from the cooperative reserves.					
1997-0004	Oyate Center					
	CDBG	15,000.00	14,183.66	14,183.66	0.00	0.00
	DESCRIPTION: Furnish playground structure for neighborhood.					
1997-0005	Child Development Center					
	CDBG	18,000.00	18,000.00	18,000.00	0.00	0.00
	DESCRIPTION: Furnish and install new energy efficient windows.					
1997-0006	Demolition					
	CDBG	30,000.00	0.00	0.00	0.00	0.00
	DESCRIPTION: Provide for demolition of vacant substandard buildings.					
1997-0007	Lakota Sanitary District					
	CDBG	35,000.00	23,656.49	23,656.49	0.00	0.00
	DESCRIPTION: Complete improvements to sewer mains and manholes in the Dakota subdivision which allow residents access to city water services.					

IDIS - C04PR06

U.S. DEPARTMENT OF HOUSING AND URBAN DEVELOPMENT  
 OFFICE OF COMMUNITY PLANNING AND DEVELOPMENT  
 INTEGRATED DISBURSEMENT AND INFORMATION SYSTEM  
 SUMMARY OF CONSOLIDATED PLAN PROJECTS FOR REPORT YEAR 2006

DATE: 06-06-07  
 TIME: 17:36  
 PAGE: 30

RAPID CITY, SD

PLAN YR - PROJECT	PGM	PROJECT ESTIMATE	COMMITTED AMOUNT	AMOUNT DRAWN THRU REPORT YEAR	AMOUNT AVAILABLE TO DRAW	AMOUNT DRAWN IN REPORT YEAR
1997-0008	CDBG	16,000.00	16,000.00	16,000.00	0.00	0.00
DESCRIPTION: Court Appointed Special Advocate Program Staffing costs to provide supervision to CASA volunteers who represent children in court proceedings.						
1997-0009	CDBG	11,546.00	11,546.00	11,546.00	0.00	0.00
DESCRIPTION: Rural America Initiatives (RAI) Mentoring To provide funds for mentors to work with high risk youth to decrease high school dropout levels in Native American youth.						
1997-0010	CDBG	10,500.00	10,500.00	10,500.00	0.00	0.00
DESCRIPTION: Black Hills Legal Services To provide staff costs for legal services to low income residents.						
1997-0011	CDBG	10,000.00	10,000.00	10,000.00	0.00	0.00
DESCRIPTION: Church Response Funding to provide assistance to near homeless families; rental payments and utility deposits to families and individuals meeting eligibility requirements.						
1997-0012	CDBG	3,000.00	3,000.00	3,000.00	0.00	0.00
DESCRIPTION: Pot of Gold Protective payee program providing money management services to recipients of SSI, veterans benefits and others determined by agencies to need this service; funds will pay for staff to provide service.						
1997-0013	CDBG	15,000.00	15,000.00	15,000.00	0.00	0.00
DESCRIPTION: Salvation Army Provide funds to assist persons with eviction notices to pay rent and past due utilities; additionally rent and security deposit funds available to place homeless persons in rental units.						

1997-0014 Western Resources for dis-ABLED Independence  
 IDIS - C04PR06 U.S. DEPARTMENT OF HOUSING AND URBAN DEVELOPMENT  
 OFFICE OF COMMUNITY PLANNING AND DEVELOPMENT  
 INTEGRATED DISBURSEMENT AND INFORMATION SYSTEM  
 SUMMARY OF CONSOLIDATED PLAN PROJECTS FOR REPORT YEAR 2006  
 RAPID CITY, SD  
 DATE: 06-06-07  
 TIME: 17:36  
 PAGE: 31

PLAN YR - PROJECT	PGM	PROJECT ESTIMATE	COMMITTED AMOUNT	AMOUNT DRAWN THRU REPORT YEAR	AMOUNT AVAILABLE TO DRAW	AMOUNT DRAWN IN REPORT YEAR
	CDBG	1,000.00	966.00	966.00	0.00	0.00
DESCRIPTION: Funds used to provide transportation services to physically challenged consumers to access services.						
1997-0015	CDBG	9,650.00	9,650.00	9,650.00	0.00	0.00
DESCRIPTION: Working Against Violence, Inc. (Previously Women Against Violence) Provide funds for staff position to work with victims of domestic violence.						
1997-0016	CDBG	11,546.00	11,546.00	11,546.00	0.00	0.00
DESCRIPTION: Youth and Family Services (YFS), Inc. To provide funds to assist with staffing costs, stipends for interns and other program expenses for the Teen Connections Program.						
1997-0017						
DESCRIPTION: Youth and Family Services, (YFS), Inc. - Counseling						



IDIS - C04PR06

U.S. DEPARTMENT OF HOUSING AND URBAN DEVELOPMENT  
 OFFICE OF COMMUNITY PLANNING AND DEVELOPMENT  
 INTEGRATED DISBURSEMENT AND INFORMATION SYSTEM  
 SUMMARY OF CONSOLIDATED PLAN PROJECTS FOR REPORT YEAR 2006  
 RAPID CITY, SD

DATE: 06-06-07  
 TIME: 17:36  
 PAGE: 33

PLAN YR - PROJECT	PGM	PROJECT ESTIMATE	COMMITTED AMOUNT	AMOUNT DRAWN THRU REPORT YEAR	AMOUNT AVAILABLE TO DRAW	AMOUNT DRAWN IN REPORT YEAR
DESCRIPTION: Protective Payee Program providing money management services to recipients of SSI, veterans benefits and others determined by agencies to need this service; funds will pay for staff to provide service.						
1996-0009	Salvation Army					
	CDBG	20,000.00	4,874.50	4,874.50	0.00	0.00
DESCRIPTION: Provide funds to assist persons with eviction notices to pay rent and past due utilities; additionally rent and security deposit funds available to place homeless persons in rental units.						
1996-0010	Western Resources for dis-ABLED Independence/Transportation					
	CDBG	2,600.00	2,260.00	2,260.00	0.00	0.00
DESCRIPTION: Funds used to provide transportation services to physically challenged consumers to access services.						
1996-0011	Women Against Violence, Inc.					
	CDBG	10,150.00	2,412.50	2,412.50	0.00	0.00
DESCRIPTION: Provide funding for staff position to work with victims of domestic violence.						
1996-0012	Youth & Family Services (YFS)/Rural America Initiatives (RAI)					
	CDBG	14,800.00	1,263.92	1,263.92	0.00	0.00
DESCRIPTION: To provide funds to assist with staffing costs, stipends for interns and other program expenses.						
1996-0013	Youth & Family Services (YFS)/Counseling					
	CDBG	10,000.00	2,500.00	2,500.00	0.00	0.00
DESCRIPTION: To provide counseling services to low income youth and their families.						
1996-0015	Public Facilities/Steele Avenue Ball Park					
	CDBG	50,000.00	50,000.00	50,000.00	0.00	0.00
DESCRIPTION: To provide renovations to the Steele Avenue ball park consisting of restroom renovation, fencing and circulation.						

IDIS - C04PR06

U.S. DEPARTMENT OF HOUSING AND URBAN DEVELOPMENT  
 OFFICE OF COMMUNITY PLANNING AND DEVELOPMENT  
 INTEGRATED DISBURSEMENT AND INFORMATION SYSTEM  
 SUMMARY OF CONSOLIDATED PLAN PROJECTS FOR REPORT YEAR 2006  
 RAPID CITY, SD

DATE: 06-06-07  
 TIME: 17:36  
 PAGE: 34

PLAN YR - PROJECT	PGM	PROJECT ESTIMATE	COMMITTED AMOUNT	AMOUNT DRAWN THRU REPORT YEAR	AMOUNT AVAILABLE TO DRAW	AMOUNT DRAWN IN REPORT YEAR
1996-0016	Public Facilities/Roosevelt Park					
	CDBG	90,000.00	90,000.00	90,000.00	0.00	0.00
DESCRIPTION: Installation of an automatic irrigation system and a playground apparatus.						
1996-0017	Youth & Family Services (YFS)/Headstart					
	CDBG	5,550.00	0.00	0.00	0.00	0.00
DESCRIPTION: To provide funds for a vegetable steamer to be installed in the kitchen providing increased nutritional value to prepared food.						
1996-0018	Oyate Center, Inc.					

1996-0019	Child Development Center	CDBG	7,850.00	4,444.05	4,444.05	0.00	0.00
DESCRIPTION: Provide furnishings for community center that serves a low income neighborhood.							
1996-0020	Senior Center Renovation	CDBG	68,300.00	41,275.00	41,275.00	0.00	0.00
DESCRIPTION: Renovate existing Headstart kitchen, restroom and parking lot.							
1996-0021	Pennington County Housing & Redevelopment Commission	CDBG	40,500.00	0.00	0.00	0.00	0.00
DESCRIPTION: Complete site improvements to existing driveway and parking area at elderly high-rise to facilitate expanded meals program.							
1996-0022	Historic Preservation	CDBG	4,000.00	0.00	0.00	0.00	0.00
DESCRIPTION: Historic district walking tour brochures.							
IDIS - C04PR06	U.S. DEPARTMENT OF HOUSING AND URBAN DEVELOPMENT OFFICE OF COMMUNITY PLANNING AND DEVELOPMENT INTEGRATED DISBURSEMENT AND INFORMATION SYSTEM SUMMARY OF CONSOLIDATED PLAN PROJECTS FOR REPORT YEAR 2006 RAPID CITY, SD					DATE: 06-06-07	
						TIME: 17:36	
						PAGE: 35	
PLAN YR - PROJECT	PGM	PROJECT ESTIMATE	COMMITTED AMOUNT	AMOUNT DRAWN THRU REPORT YEAR	AMOUNT AVAILABLE TO DRAW	AMOUNT DRAWN IN REPORT YEAR	
1996-0023	Wesleyan Care Foundation	CDBG	150,000.00	49,876.41	49,876.41	0.00	0.00
DESCRIPTION: Provide funds for infrastructure extensions to facilitate building 48 units of elderly affordable housing.							
1996-0024	Program Oversight & Administration	CDBG	109,386.00	42,411.80	42,411.80	0.00	0.00
DESCRIPTION: CDBG Program oversight/administration.							
1996-0025	Contingency	CDBG	45,004.00	0.00	0.00	0.00	0.00
DESCRIPTION: Funds to be used for project cost overruns, if necessary.							



IDIS - C04PR06

U.S. DEPARTMENT OF HOUSING AND URBAN DEVELOPMENT  
 OFFICE OF COMMUNITY PLANNING AND DEVELOPMENT  
 INTEGRATED DISBURSEMENT AND INFORMATION SYSTEM  
 SUMMARY OF CONSOLIDATED PLAN PROJECTS FOR REPORT YEAR 2006  
 RAPID CITY, SD

DATE: 06-06-07  
 TIME: 17:36  
 PAGE: 36

PLAN YR - PROJECT	PGM	PROJECT ESTIMATE	COMMITTED AMOUNT	AMOUNT DRAWN THRU REPORT YEAR	AMOUNT AVAILABLE TO DRAW	AMOUNT DRAWN IN REPORT YEAR
1995-0001	Development for the Disabled, Inc.					
	CDBG	150,000.00	150,000.00	150,000.00	0.00	0.00
	HOME	707,000.00	0.00	0.00	0.00	0.00
1995-0002	Land Acquisition for Affordable Housing					
	CDBG	60,000.00	0.00	0.00	0.00	0.00
	HOME	211,000.00	0.00	0.00	0.00	0.00
1995-0003	Owner Occupied Housing Rehabilitation					
	CDBG	183,000.00	0.00	0.00	0.00	0.00
1995-0004	BLACK HILLS REGIONAL FOOD BANK					
	CDBG	35,000.00	0.00	0.00	0.00	0.00
1995-0005	Kitchen Expansion/Dakota Transitional Head Start					
	CDBG	61,746.00	44,321.00	44,321.00	0.00	0.00
1995-0006	Little League Renovations					
	CDBG	5,800.00	0.00	0.00	0.00	0.00
1995-0007	Public Facilities/College Park					
	CDBG	50,000.00	0.00	0.00	0.00	0.00
1995-0008	Public Improvements					
	CDBG	25,000.00	0.00	0.00	0.00	0.00
1995-0009	Career Learning Center					
	CDBG	84,320.00	0.00	0.00	0.00	0.00
1995-0010	Black Hills Legal Services					
	CDBG	10,500.00	0.00	0.00	0.00	0.00
1995-0011	Court Appointed Special Advocate (CASA) Program					
	CDBG	16,000.00	0.00	0.00	0.00	0.00

IDIS - C04PR06

U.S. DEPARTMENT OF HOUSING AND URBAN DEVELOPMENT  
 OFFICE OF COMMUNITY PLANNING AND DEVELOPMENT  
 INTEGRATED DISBURSEMENT AND INFORMATION SYSTEM  
 SUMMARY OF CONSOLIDATED PLAN PROJECTS FOR REPORT YEAR 2006  
 RAPID CITY, SD

DATE: 06-06-07  
 TIME: 17:36  
 PAGE: 37

PLAN YR - PROJECT	PGM	PROJECT ESTIMATE	COMMITTED AMOUNT	AMOUNT DRAWN THRU REPORT YEAR	AMOUNT AVAILABLE TO DRAW	AMOUNT DRAWN IN REPORT YEAR
1995-0012	Church Response					
	CDBG	10,000.00	0.00	0.00	0.00	0.00
1995-0013	Pot of Gold					
	CDBG	6,000.00	0.00	0.00	0.00	0.00
1995-0014	Salvation Army					
	CDBG	20,000.00	0.00	0.00	0.00	0.00

1995-0015	Western Resources for dis-ABLED Independence - Advocacy					
	CDBG	6,000.00	0.00	0.00	0.00	0.00
1995-0016	Western Resources for dis-ABLED Independence-Transportation					
	CDBG	1,000.00	72.00	72.00	0.00	0.00
1995-0017	Women Against Violence, Inc.					
	CDBG	6,000.00	0.00	0.00	0.00	0.00
1995-0018	Youth & Family Services/Rural America Initiatives/Pew Grant					
	CDBG	13,440.00	1,291.08	1,291.08	0.00	0.00
1995-0019	YFS/Counseling					
	CDBG	15,000.00	0.00	0.00	0.00	0.00

IDIS - C04PR06

U.S. DEPARTMENT OF HOUSING AND URBAN DEVELOPMENT  
 OFFICE OF COMMUNITY PLANNING AND DEVELOPMENT  
 INTEGRATED DISBURSEMENT AND INFORMATION SYSTEM  
 SUMMARY OF CONSOLIDATED PLAN PROJECTS FOR REPORT YEAR 2006  
 RAPID CITY, SD

DATE: 06-06-07  
 TIME: 17:36  
 PAGE: 38

PLAN YR - PROJECT	PGM	PROJECT ESTIMATE	COMMITTED AMOUNT	AMOUNT DRAWN THRU REPORT YEAR	AMOUNT AVAILABLE TO DRAW	AMOUNT DRAWN IN REPORT YEAR
1994-0001	CONVERTED HOME ACTIVITIES					
	*** NO ACTIVITIES FOUND FOR THIS PROJECT ***					
1994-0002	CONVERTED CDBG ACTIVITIES					
	CDBG	0 00	4,094,300.00	4,094,300.00	0.00	0.00
1994-0003	CONVERTED ESG ACTIVITIES					
	*** NO ACTIVITIES FOUND FOR THIS PROJECT ***					
1994-0004	CONVERTED HOPWA ACTIVITIES					
	*** NO ACTIVITIES FOUND FOR THIS PROJECT ***					

[Download this Report](#)

[Back to Report Listings](#)

Report Name: C04P.C24559.D060607.T173604

Download this Report  
Back to Report Listings

File Size = 222317 bytes

OFFICE OF COMMUNITY PLANNING AND DEVELOPMENT  
INTEGRATED DISBURSEMENT AND INFORMATION SYSTEM  
CDBG ACTIVITY SUMMARY REPORT (GPR) FOR PROGRAM YEAR 2006  
04-01-2006 TO 03-31-2007  
RAPID CITY, SD

IDIS - C04PR03  
TIME 17:36  
PAGE 1

U.S. DEPARTMENT OF HOUSING AND URBAN DEVELOPMENT

PGM YEAR: 1994  
PROJECT: 0002 - CONVERTED CDBG ACTIVITIES  
ACTIVITY: 2 - CDBG COMMITTED FUNDS ADJUSTMENT  
STATUS: FUNDS BUDGETED  
LOCATION:

OBJECTIVE: OBJECTIVE NOT SPECIFIED IN ACTIVITY PATH  
OUTCOME: OUTCOME NOT SPECIFIED IN ACTIVITY PATH  
REG CITATION: NATIONAL OBJ:

MATRIX CODE:

FINANCING:		TOTAL #	#HISPANIC
INITIAL FUNDING DATE:		0	0
ACTIVITY ESTIMATE:	4,094,300.00	0	0
FUNDED AMOUNT:	4,094,300.00	0	0
UNLIQ OBLIGATIONS:	0.00	0	0
DRAWN THRU PGM YR:	4,094,300.00	0	0
DRAWN IN PGM YR:	0.00	0	0
NUMBER OF ASSISTED:			
TOTAL		0	0
TOT EXTREMELY LOW:	0	0	0
TOT LOW:	0	0	0
TOT MOD:	0	0	0
TOT NON LOW MOD:	0	0	0
TOTAL:	0	0	0
PERCENT LOW / MOD:	0.00	0	0
TOTAL FEMALE HEADED:	0		

ACCOMPLISHMENTS BY YEAR:  
REPORT YEAR PROPOSED TYPE PROPOSED UNITS ACTUAL TYPE ACTUAL UNITS  
ACCOMPLISHMENTS FOR THIS ACTIVITY ARE REPORTED AT ANOTHER ACTIVITY.  
TOTAL: 0 0

ACCOMPLISHMENT NARRATIVE: \*\*\*\*\*  
EXTENDED ACTIVITY NARRATIVE: \*\*\*\*\*

PGM YEAR: 1999  
PROJECT: 0015 - CANYON LAKE SENIOR CENTER  
ACTIVITY: 131 - ELEVATOR/CANYON LAKE SENIOR CITIZEN CTR.  
STATUS: UNDERWAY  
LOCATION: 2900 CANYON LAKE DRIVE  
IDIS - C04PR03

OBJECTIVE: OBJECTIVE NOT SPECIFIED IN ACTIVITY PATH  
OUTCOME: OUTCOME NOT SPECIFIED IN ACTIVITY PATH  
MATRIX CODE: 03A REG CITATION: 570.201(C) NATIONAL OBJ: LMC

DESCRIPTION:  
SUBRECIPIENT PROPOSES TO INSTALL A LIFT OR ELECTRIC ELEVATOR TO PROVIDE ACCESS TO  
THE SECOND FLOOR OF THE VIKING HALL ADDITION.

DATE: 06-06-07  
TIME: 17:36  
PAGE: 2

OFFICE OF COMMUNITY PLANNING AND DEVELOPMENT  
INTEGRATED DISBURSEMENT AND INFORMATION SYSTEM  
CDBG ACTIVITY SUMMARY REPORT (GPR) FOR PROGRAM YEAR 2006  
04-01-2006 TO 03-31-2007  
RAPID CITY, SD

FINANCING:		TOTAL #	#HISPANIC
INITIAL FUNDING DATE:	04-01-99	1,697	0
ACTIVITY ESTIMATE:	30,000.00	3	0
FUNDED AMOUNT:	30,000.00	0	0
UNLIQ OBLIGATIONS:	0.00	0	0
DRAWN THRU PGM YR:	30,000.00	0	0
DRAWN IN PGM YR:	0.00	0	0
NUMBER OF PERSONS ASSISTED:			
		0	0

TOT EXTREMELY LOW:	TOTAL	AM. INDIAN/ALASKAN NATIVE & BLACK/AFRICAN AM:	0	0
TOT LOW:	0	OTHER MULTI-RACIAL:	0	0
TOT MOD:	1,707	ASIAN/PACIFIC ISLANDER:	2	0
TOT NON LOW MOD:	0	HISPANIC:	5	5
TOTAL:	1,707	TOTAL:	1,707	5
PERCENT LOW / MOD:	100.00			
TOTAL FEMALE HEADED:	0			

ACCOMPLISHMENTS BY YEAR:

REPORT YEAR	PROPOSED TYPE	PROPOSED UNITS	ACTUAL TYPE	ACTUAL UNITS
1999	11 - PUBLIC FACILITIES	1	11 - PUBLIC FACILITIES	1
2000	11 - PUBLIC FACILITIES	0	11 - PUBLIC FACILITIES	0
2001	11 - PUBLIC FACILITIES	0	11 - PUBLIC FACILITIES	0
2002	11 - PUBLIC FACILITIES	0	11 - PUBLIC FACILITIES	0
2003	11 - PUBLIC FACILITIES	0	11 - PUBLIC FACILITIES	0
2004	11 - PUBLIC FACILITIES	0	11 - PUBLIC FACILITIES	0
2005	11 - PUBLIC FACILITIES	0	11 - PUBLIC FACILITIES	0
2006	11 - PUBLIC FACILITIES	0	11 - PUBLIC FACILITIES	0
TOTAL:		1		1

ACCOMPLISHMENT NARRATIVE: \*\*\*\*\*

EXTENDED ACTIVITY NARRATIVE: \*\*\*\*\*

PGM YEAR: 1999  
 PROJECT: 0019 - YOUTH & FAMILY SERVICES BUILDING IMPROVEMENTS  
 ACTIVITY: 135 - YOUTH AND FAMILY SERVICE BLDG IMPMT'S  
 STATUS: UNDERWAY  
 LOCATION: IDIS - C04PR03

OBJECTIVE: OBJECTIVE NOT SPECIFIED IN ACTIVITY PATH  
 OUTCOME: OUTCOME NOT SPECIFIED IN ACTIVITY PATH  
 REG CITATION: 570.201(c)  
 NATIONAL OBJ: LMC

DESCRIPTION:  
 U.S. DEPARTMENT OF HOUSING AND URBAN DEVELOPMENT  
 OFFICE OF COMMUNITY PLANNING AND DEVELOPMENT  
 INTEGRATED DISBURSEMENT AND INFORMATION SYSTEM  
 CDBG ACTIVITY SUMMARY REPORT (GPR) FOR PROGRAM YEAR 2006  
 04-01-2006 TO 03-31-2007  
 RAPID CITY, SD

DATE: 06-06-07  
 TIME: 17:36  
 PAGE: 3

910 WOOD AVENUE/410 EAST MONROE  
 P.O BOX 2813  
 RAPID CITY, SD 57701

UPGRADE KITCHEN FIRE SUPPRESSION SYSTEM, KITCHEN LIGHTING, LARGER DISHWASHER,  
 DISH TABLES AND COMMERCIAL GARBAGE DISPOSAL.

FINANCING:		TOTAL #	#HISPANIC
INITIAL FUNDING DATE: 04-01-99	WHITE:	661	0
ACTIVITY ESTIMATE: 24,924.19	BLACK/AFRICAN AMERICAN:	35	0
FUNDED AMOUNT: 24,924.19	ASIAN:	0	0
UNLIQ OBLIGATIONS: 0.00	AMERICAN INDIAN/ALASKAN NATIVE:	467	0
DRAWN THRU PGM YR: 24,924.19	NATIVE HAWAIIAN/OTHER PACIFIC ISLANDER:	0	0
DRAWN IN PGM YR: 0.00	AMERICAN INDIAN/ALASKAN NATIVE & WHITE:	0	0
	ASIAN & WHITE:	0	0
	BLACK/AFRICAN AMERICAN & WHITE:	0	0
NUMBER OF PERSONS ASSISTED:	AM. INDIAN/ALASKAN NATIVE & BLACK/AFRICAN AM:	0	0
TOTAL	OTHER MULTI-RACIAL:	0	0
TOT EXTREMELY LOW: 570	ASIAN/PACIFIC ISLANDER:	6	0
TOT LOW: 237	HISPANIC:	46	46
TOT MOD: 408	TOTAL:	1,215	46
TOT NON LOW MOD: 0			
TOTAL: 1,215			
PERCENT LOW / MOD: 100.00			
TOTAL FEMALE HEADED: 0			

ACCOMPLISHMENTS BY YEAR:

REPORT YEAR	PROPOSED TYPE	PROPOSED UNITS	ACTUAL TYPE	ACTUAL UNITS
1999	11 - PUBLIC FACILITIES	1	11 - PUBLIC FACILITIES	0
2000	11 - PUBLIC FACILITIES	0	11 - PUBLIC FACILITIES	0
2001	11 - PUBLIC FACILITIES	0	11 - PUBLIC FACILITIES	1
2002	11 - PUBLIC FACILITIES	0	11 - PUBLIC FACILITIES	0
2003	11 - PUBLIC FACILITIES	0	11 - PUBLIC FACILITIES	0
2004	11 - PUBLIC FACILITIES	0	11 - PUBLIC FACILITIES	0
2005	11 - PUBLIC FACILITIES	0	11 - PUBLIC FACILITIES	0
2006	11 - PUBLIC FACILITIES	0	11 - PUBLIC FACILITIES	0
TOTAL:		1		1

ACCOMPLISHMENT NARRATIVE: \*\*\*\*\*



TOT EXTREMELY LOW:	TOTAL	AM. INDIAN/ALASKAN NATIVE & BLACK/AFRICAN AM:	0	0
TOT LOW:	10	OTHER MULTI-RACIAL:	0	0
TOT MOD:	14	ASIAN/PACIFIC ISLANDER:	0	0
TOT NON LOW MOD:	0	HISPANIC:	0	0
TOTAL:	24	TOTAL:	24	1
PERCENT LOW / MOD:	100.00			
TOTAL FEMALE HEADED:	6			

ACCOMPLISHMENTS BY YEAR:

REPORT YEAR	PROPOSED TYPE	PROPOSED UNITS	ACTUAL TYPE	ACTUAL UNITS
2002	10 - HOUSING UNITS	10	10 - HOUSING UNITS	2
2003	10 - HOUSING UNITS	0	10 - HOUSING UNITS	2
2004	10 - HOUSING UNITS	0	10 - HOUSING UNITS	6
2005	10 - HOUSING UNITS	14	10 - HOUSING UNITS	14
2006	10 - HOUSING UNITS	0	10 - HOUSING UNITS	0
TOTAL:		24		24

ACCOMPLISHMENT NARRATIVE: BAL OF REMAINING FY 2002 FUNDS SPENT IN FY 05. CLOSED OUT.

EXTENDED ACTIVITY NARRATIVE: \*\*\*\*\*

PGM YEAR: 2002  
 PROJECT: 0014 - PROGRAM OVERSIGHT AND MANAGEMENT-CDBG  
 ACTIVITY: 178 - PROGRAM ADMINISTRATION  
 STATUS: UNDERWAY  
 LOCATION: 300 6TH STREET  
 IDIS - C04PR03

OBJECTIVE: OBJECTIVE/OUTCOME NOT NECESSARY  
 OUTCOME: FOR PLANNING/ADMIN ACTIVITIES  
 MATRIX CODE: 21A REG CITATION: 570.208(A)(1) NATIONAL OBJ:

DESCRIPTION:  
 FUNDING PROVIDES FOR PROGRAM OVERSIGHT AND ADMINISTRATION OF GRANT FUNDS.  
 U.S. DEPARTMENT OF HOUSING AND URBAN DEVELOPMENT  
 OFFICE OF COMMUNITY PLANNING AND DEVELOPMENT  
 INTEGRATED DISBURSEMENT AND INFORMATION SYSTEM  
 CDBG ACTIVITY SUMMARY REPORT (GPR) FOR PROGRAM YEAR 2006  
 04-01-2006 TO 03-31-2007  
 RAPID CITY, SD

DATE: 06-06-07  
 TIME: 17:36  
 PAGE: 6

RAPID CITY, SD 57701

FINANCING:	TOTAL #	#HISPANIC
INITIAL FUNDING DATE: 06-14-02	0	0
ACTIVITY ESTIMATE: 119,622.00	0	0
FUNDED AMOUNT: 109,622.00	0	0
UNLIQ OBLIGATIONS: 0.00	0	0
DRAWN THRU PGM YR: 109,622.00	0	0
DRAWN IN PGM YR: 27,795.44	0	0

NUMBER OF ASSISTED:	TOTAL	WHITE:	BLACK/AFRICAN AMERICAN:	ASIAN:	AMERICAN INDIAN/ALASKAN NATIVE:	NATIVE HAWAIIAN/OTHER PACIFIC ISLANDER:	AMERICAN INDIAN/ALASKAN NATIVE & WHITE:	ASIAN & WHITE:	BLACK/AFRICAN AMERICAN & WHITE:	AM. INDIAN/ALASKAN NATIVE & BLACK/AFRICAN AM:	OTHER MULTI-RACIAL:	ASIAN/PACIFIC ISLANDER:	HISPANIC:	TOTAL:
TOT EXTREMELY LOW:	0	0	0	0	0	0	0	0	0	0	0	0	0	0
TOT LOW:	0	0	0	0	0	0	0	0	0	0	0	0	0	0
TOT MOD:	0	0	0	0	0	0	0	0	0	0	0	0	0	0
TOT NON LOW MOD:	0	0	0	0	0	0	0	0	0	0	0	0	0	0
TOTAL:	0	0	0	0	0	0	0	0	0	0	0	0	0	0
PERCENT LOW / MOD:	0.00													
TOTAL FEMALE HEADED:	0													

ACCOMPLISHMENTS BY YEAR:

REPORT YEAR	PROPOSED TYPE	PROPOSED UNITS	ACTUAL TYPE	ACTUAL UNITS
2002		0		0
TOTAL:		0		0

ACCOMPLISHMENT NARRATIVE: \*\*\*\*\*

EXTENDED ACTIVITY NARRATIVE: \*\*\*\*\*

PGM YEAR: 2002  
 PROJECT: 0016 - AFFORDABLE HOUSING  
 ACTIVITY: 180 - AFFORDABLE HSG-RC COMMUNITY DEV. CORP.  
 STATUS: UNDERWAY  
 LOCATION: P.O. BOX 90

OBJECTIVE: OBJECTIVE NOT SPECIFIED IN ACTIVITY PATH  
 OUTCOME: OUTCOME NOT SPECIFIED IN ACTIVITY PATH  
 MATRIX CODE: 01 REG CITATION: 570.208(A)(3) NATIONAL OBJ: LMH

DESCRIPTION:  
 THIS NON PROFIT USES THE FUNDS TO PURCHASE SINGLE FAMILY LOTS ON WHICH TO

RAPID CITY, SD 57709-090 CONSTRUCT NEW AFFORDABLE SINGLE FAMILY HOMES FOR PERSONS AT OR BELOW 80% OF MEDIAN FAMILY INCOME.

FINANCING:		WHITE:	TOTAL #	#HISPANIC
INITIAL FUNDING DATE:	06-14-02	BLACK/AFRICAN AMERICAN:	6	0
ACTIVITY ESTIMATE:	245,000.00	ASIAN:	0	0
FUNDED AMOUNT:	245,000.00		0	0

IDIS - C04PR03 U.S. DEPARTMENT OF HOUSING AND URBAN DEVELOPMENT DATE: 06-06-07  
 OFFICE OF COMMUNITY PLANNING AND DEVELOPMENT TIME: 17:36  
 INTEGRATED DISBURSEMENT AND INFORMATION SYSTEM PAGE: 7  
 CDBG ACTIVITY SUMMARY REPORT (GPR) FOR PROGRAM YEAR 2006  
 04-01-2006 TO 03-31-2007  
 RAPID CITY, SD

UNLIQ OBLIGATIONS:	0.00	AMERICAN INDIAN/ALASKAN NATIVE:	2	0
DRAWN THRU PGM YR:	245,000.00	NATIVE HAWAIIAN/OTHER PACIFIC ISLANDER:	0	0
DRAWN IN PGM YR:	0.00	AMERICAN INDIAN/ALASKAN NATIVE & WHITE:	0	0
		ASIAN & WHITE:	0	0
NUMBER OF HOUSEHOLDS ASSISTED:		BLACK/AFRICAN AMERICAN & WHITE:	0	0
TOTAL		AM.INDIAN/ALASKAN NATIVE & BLACK/AFRICAN AM:	0	0
TOT EXTREMELY LOW:	1	OTHER MULTI-RACIAL:	0	0
TOT LOW:	2	ASIAN/PACIFIC ISLANDER:	0	0
TOT MOD:	5	HISPANIC:	0	0
TOT NON LOW MOD:	0	TOTAL:	8	0
TOTAL:	8			
PERCENT LOW / MOD:	100.00			
TOTAL FEMALE HEADED:	8			

ACCOMPLISHMENTS BY YEAR:

REPORT YEAR	PROPOSED TYPE	PROPOSED UNITS	ACTUAL TYPE	ACTUAL UNITS
2002	10 - HOUSING UNITS	13	10 - HOUSING UNITS	0
2003	10 - HOUSING UNITS	0	10 - HOUSING UNITS	0
2004	10 - HOUSING UNITS	3	10 - HOUSING UNITS	9
2005	10 - HOUSING UNITS	0	10 - HOUSING UNITS	9
2006	10 - HOUSING UNITS	0	10 - HOUSING UNITS	0
TOTAL:		16		18

ACCOMPLISHMENT NARRATIVE: GRANT FUNDS EXPENDED IN FY 2005 GRANT CLOSED OUT.

EXTENDED ACTIVITY NARRATIVE: G 2002 FUNDS. NO CLOSINGS IN 2002.  
 REPORT YEAR 2003 - NO ACTIVITY. PREDEVELOPMENT WAS BEING PERFORMED ON LOTS PURCHASED IN 2002 AND BUYERS WERE BEING PROCESSED.  
 REPORT YEAR 2004 - PROGRAM INCOME IN THE AMOUNT OF \$38,300 WAS RECEIVED FROM LOAN PAYOFFS. 4 DOWNPAYMENT AND CLOSING COST LOANS WERE CLOSED USING THE PROGRAM INCOME.  
 REPORT YEAR 2005 - 4 DOWNPAYMENT AND CLOSING COST LOANS WERE CLOSED USING GRANT FUNDS.

PGM YEAR: 2001 OBJECTIVE: OBJECTIVE/OUTCOME NOT NECESSARY  
 PROJECT: 0021 - ANALYSIS OF FAIR HOUSING IMPEDIMENTS OUTCOME: FOR PLANNING/ADMIN ACTIVITIES  
 ACTIVITY: 183 - ANALYSIS OF FAIR HOUSING IMPEDIMENTS MATRIX CODE: 20 REG CITATION: 570.205 NATIONAL OBJ:  
 STATUS: UNDERWAY

LOCATION: 300 6TH STREET DESCRIPTION:  
 IDIS - C04PR03 U.S. DEPARTMENT OF HOUSING AND URBAN DEVELOPMENT CONTRACT SIGNED IN FEBRUARY 2002 WITH ALBERTSON-CLARK ASSOC.FINAL REPORT DUE IN  
 OFFICE OF COMMUNITY PLANNING AND DEVELOPMENT DATE: 06-06-07  
 INTEGRATED DISBURSEMENT AND INFORMATION SYSTEM TIME: 17:36  
 CDBG ACTIVITY SUMMARY REPORT (GPR) FOR PROGRAM YEAR 2006 PAGE: 8  
 04-01-2006 TO 03-31-2007  
 RAPID CITY, SD

RAPID CITY, SD 57701 JULY 2002, WITH FINAL ADOPTION BY THE COUNCIL IN AUGUST 2002

FINANCING:		WHITE:	TOTAL #	#HISPANIC
INITIAL FUNDING DATE:	06-18-02	BLACK/AFRICAN AMERICAN:	0	0
ACTIVITY ESTIMATE:	5,000.00	ASIAN:	0	0
FUNDED AMOUNT:	5,000.00		0	0
UNLIQ OBLIGATIONS:	0.00	AMERICAN INDIAN/ALASKAN NATIVE:	0	0
DRAWN THRU PGM YR:	5,000.00	NATIVE HAWAIIAN/OTHER PACIFIC ISLANDER:	0	0
DRAWN IN PGM YR:	0.00	AMERICAN INDIAN/ALASKAN NATIVE & WHITE:	0	0
		ASIAN & WHITE:	0	0
NUMBER OF ASSISTED:		BLACK/AFRICAN AMERICAN & WHITE:	0	0
TOTAL		AM.INDIAN/ALASKAN NATIVE & BLACK/AFRICAN AM:	0	0
TOT EXTREMELY LOW:	0	OTHER MULTI-RACIAL:	0	0
TOT LOW:	0	ASIAN/PACIFIC ISLANDER:	0	0
TOT MOD:	0	HISPANIC:	0	0

TOT NON LOW MOD: 0 TOTAL: 0 0  
 TOTAL: 0  
 PERCENT LOW / MOD: 0.00  
 TOTAL FEMALE HEADED: 0

ACCOMPLISHMENTS BY YEAR:  
 REPORT YEAR PROPOSED TYPE PROPOSED UNITS ACTUAL TYPE ACTUAL UNITS  
 2001 0 0  
 TOTAL: 0 0

ACCOMPLISHMENT NARRATIVE: \*\*\*\*\*  
 EXTENDED ACTIVITY NARRATIVE: \*\*\*\*\*

PGM YEAR: 2003 OBJECTIVE: PROVIDE DECENT AFFORDABLE HOUSING  
 PROJECT: 0002 - BLACK HILLS AREA HABITAT FOR HUMANITY OUTCOME: AFFORDABILITY  
 ACTIVITY 185 - BLACK HILLS AREA HABITAT FOR HUMANITY MATRIX CODE: 01 REG CITATION: 570.208(A)(3) NATIONAL OBJ: LMH  
 STATUS: UNDERWAY

LOCATION: 611 HERMAN STREET DESCRIPTION: CONSTRUCTS HOMEOWNERSHIP HOUSING FOR QUALIFIED FAMILIES. BHHALSO PROVIDES THE  
 RAPID CITY, SD 57701 MORTGAGE FUNDING FOR EACH HOUSE  
 FINANCING: TOTAL # #HISPANIC  
 INITIAL FUNDING DATE: 08-27-03 WHITE: 4 0  
 ACTIVITY ESTIMATE: 35,000.00 BLACK/AFRICAN AMERICAN: 0 0  
 FUNDED AMOUNT: 35,000.00 ASIAN: 0 0  
 UNLIQ OBLIGATIONS: 0.00 AMERICAN INDIAN/ALASKAN NATIVE 0 0  
 IDIS - C04PRO3 U.S. DEPARTMENT OF HOUSING AND URBAN DEVELOPMENT DATE: 06-06-07  
 OFFICE OF COMMUNITY PLANNING AND DEVELOPMENT TIME: 17:36  
 INTEGRATED DISBURSEMENT AND INFORMATION SYSTEM PAGE: 9  
 CDBG ACTIVITY SUMMARY REPORT (GPR) FOR PROGRAM YEAR 2006  
 04-01-2006 TO 03-31-2007  
 RAPID CITY, SD

DRAWN THRU PGM YR: 35,000.00 NATIVE HAWAIIAN/OTHER PACIFIC ISLANDER: 0 0  
 DRAWN IN PGM YR: 1,932.76 AMERICAN INDIAN/ALASKAN NATIVE & WHITE: 0 0  
 ASIAN & WHITE: 0 0  
 NUMBER OF HOUSEHOLDS ASSISTED: BLACK/AFRICAN AMERICAN & WHITE: 0 0  
 OWNER RENTER TOTAL AM.INDIAN/ALASKAN NATIVE & BLACK/AFRICAN AM: 0 0  
 TOT EXTREMELY LOW: 0 0 0 OTHER MULTI-RACIAL: 0 0  
 TOT LOW: 0 0 4 0 0  
 TOT MOD: 0 0 0 0 0  
 TOT NON LOW MOD: 0 0 0 TOTAL: 4 0  
 TOTAL: 0 0 4  
 PERCENT LOW / MOD: 0.00 0.00 100.00

TOTAL FEMALE HEADED: 1

ACCOMPLISHMENTS BY YEAR:  
 REPORT YEAR PROPOSED TYPE PROPOSED UNITS ACTUAL TYPE ACTUAL UNITS  
 2003 10 - HOUSING UNITS 3 10 - HOUSING UNITS 0  
 2004 10 - HOUSING UNITS 4 10 - HOUSING UNITS 0  
 2005 10 - HOUSING UNITS 0 10 - HOUSING UNITS 4  
 2006 10 - HOUSING UNITS 0 10 - HOUSING UNITS 0  
 2007 10 - HOUSING UNITS 0 10 - HOUSING UNITS 0  
 TOTAL: 7 4

ACCOMPLISHMENT NARRATIVE: PROJECTS COMPLETED AND FULLY DRAWN 5/06.  
 EXTENDED ACTIVITY NARRATIVE: \*\*\*\*\*

PGM YEAR: 2003 OBJECTIVE: PROVIDE DECENT AFFORDABLE HOUSING  
 PROJECT: 0003 - REHABILITATION-OWNER OCCUPIED SINGLE FAMILY OUTCOME: SUSTAINABILITY  
 ACTIVITY: 186 - REHABILITATION-OWNER OCCUPIED SINGLE FAM MATRIX CODE: 14A REG CITATION: 570.208(A)(3) NATIONAL OBJ: LMH  
 STATUS: UNDERWAY  
 LOCATION: DESCRIPTION: GRANTS AND LOANS TO INCOME QUALIFIED HOMEOWNERS TO MAKE NECESSARY REPAIRS TO  
 SCATTERED SITES - COMMUNITYWIDE THEIR DWELLING UNITS  
 RAPID CITY, SD 57701  
 FINANCING: TOTAL # #HISPANIC  
 INITIAL FUNDING DATE: 08-27-03 WHITE: 12 3  
 ACTIVITY ESTIMATE: 175,000.00 BLACK/AFRICAN AMERICAN: 0 0



FUNDED AMOUNT: 165,659.99  
 UNLIQ OBLIGATIONS: 9,467.29  
 DRAWN THRU PGM YR: 137,381.69  
 DRAWN IN PGM YR: 38,249.44

IDIS - C04PR03

ASIAN: 0  
 AMERICAN INDIAN/ALASKAN NATIVE: 1  
 NATIVE HAWAIIAN/OTHER PACIFIC ISLANDER: 0  
 AMERICAN INDIAN/ALASKAN NATIVE & WHITE: 0  
 U.S. DEPARTMENT OF HOUSING AND URBAN DEVELOPMENT  
 OFFICE OF COMMUNITY PLANNING AND DEVELOPMENT  
 INTEGRATED DISBURSEMENT AND INFORMATION SYSTEM  
 CDBG ACTIVITY SUMMARY REPORT (GPR) FOR PROGRAM YEAR 2006  
 04-01-2006 TO 03-31-2007  
 RAPID CITY, SD

DATE: 06-06-07  
 TIME: 17:36  
 PAGE: 10

NUMBER OF HOUSEHOLDS ASSISTED:			ASIAN & WHITE:	0	0
			BLACK/AFRICAN AMERICAN & WHITE:	0	0
	OWNER	RENTER	TOTAL AM.INDIAN/ALASKAN NATIVE & BLACK/AFRICAN AM:	0	0
TOT EXTREMELY LOW:	4	0	OTHER MULTI-RACIAL:	0	0
TOT LOW:	7	0		0	0
TOT MOD:	2	0			
TOT NON LOW MOD:	0	0	TOTAL:	13	3
TOTAL:	13	0			
PERCENT LOW / MOD:	100.00	0.00			
TOTAL FEMALE HEADED:		0			

ACCOMPLISHMENTS BY YEAR:				
REPORT YEAR	PROPOSED TYPE	PROPOSED UNITS	ACTUAL TYPE	ACTUAL UNITS
2003	10 - HOUSING UNITS	5	10 - HOUSING UNITS	0
2004	10 - HOUSING UNITS	0	10 - HOUSING UNITS	0
2005	10 - HOUSING UNITS	7	10 - HOUSING UNITS	0
2006	10 - HOUSING UNITS	0	10 - HOUSING UNITS	14
TOTAL:		12		14

ACCOMPLISHMENT NARRATIVE: DUE TO A STAFFING VACANCY FUNDS FOR SEVERAL YEARS WERE NOT EXPENDED.FY 2003 FUNDS WERE USED FOR FY 2006 PROJECTS. ALL FUNDS WILL BE EXPENDED BY JUNE 2007.

EXTENDED ACTIVITY NARRATIVE: \*\*\*\*\*

PGM YEAR: 2003  
 PROJECT: 0018 - PROGRAM OVERSIGHT AND MANAGEMENT - CDBG  
 ACTIVITY: 198 - PROGRAM OVERSIGHT AND MANAGEMENT- CDBG  
 STATUS: COMPLETED 05-04-06

OBJECTIVE: OBJECTIVE/OUTCOME NOT NECESSARY  
 OUTCOME: FOR PLANNING/ADMIN ACTIVITIES

MATRIX CODE: 21A REG CITATION: NATIONAL OBJ:

LOCATION: 300 6TH STREET  
 RAPID CITY  
 SD 57701  
 RAPID CITY,SD 57701

DESCRIPTION:  
 FUNDS USED TO PROVIDE OVERSIGHT OF CDBG PROGRAM

FINANCING:		TOTAL #	#HISPANIC
INITIAL FUNDING DATE: 08-27-03	WHITE:	0	0
ACTIVITY ESTIMATE: 122,800.00	BLACK/AFRICAN AMERICAN:	0	0
FUNDED AMOUNT: 122,800.00	ASIAN:	0	0
UNLIQ OBLIGATIONS: 0.00	AMERICAN INDIAN/ALASKAN NATIVE:	0	0
DRAWN THRU PGM YR: 122,800.00	NATIVE HAWAIIAN/OTHER PACIFIC ISLANDER:	0	0

IDIS - C04PR03

U.S. DEPARTMENT OF HOUSING AND URBAN DEVELOPMENT  
 OFFICE OF COMMUNITY PLANNING AND DEVELOPMENT  
 INTEGRATED DISBURSEMENT AND INFORMATION SYSTEM  
 CDBG ACTIVITY SUMMARY REPORT (GPR) FOR PROGRAM YEAR 2006  
 04-01-2006 TO 03-31-2007  
 RAPID CITY, SD

DATE: 06-06-07  
 TIME: 17:36  
 PAGE: 11

DRAWN IN PGM YR:	0.00	AMERICAN INDIAN/ALASKAN NATIVE & WHITE:	0	0
NUMBER OF ASSISTED:		ASIAN & WHITE:	0	0
	TOTAL	BLACK/AFRICAN AMERICAN & WHITE:	0	0
TOT EXTREMELY LOW:	0	AM.INDIAN/ALASKAN NATIVE & BLACK/AFRICAN AM:	0	0
TOT LOW:	0	OTHER MULTI-RACIAL:	0	0
TOT MOD:	0			
TOT NON LOW MOD:	0	TOTAL:	0	0
TOTAL:	0			
PERCENT LOW / MOD:	0.00			
TOTAL FEMALE HEADED:				

ACCOMPLISHMENTS BY YEAR.			
REPORT YEAR	PROPOSED TYPE	PROPOSED UNITS	ACTUAL UNITS

2003	0	0
2004	0	0
2005	0	0
2006	0	0
TOTAL	0	0

ACCOMPLISHMENT NARRATIVE: FUNDS FULLY EXPENDED. GRANT CLOSED.

EXTENDED ACTIVITY NARRATIVE: \*\*\*\*\*

PGM YEAR: 2004 OBJECTIVE: OBJECTIVE NOT SPECIFIED IN ACTIVITY PATH  
 PROJECT: 0001 - TETON COALITION OUTCOME: OUTCOME NOT SPECIFIED IN ACTIVITY PATH  
 ACTIVITY: 199 - LOT ACQUISITION MATRIX CODE: 01 REG CITATION: 570.201(a) NATIONAL OBJ: LMH  
 STATUS: COMPLETED 05-04-06

LOCATION: DESCRIPTION:  
 SCATTERED SITES FUNDS WILL BE USED TO PURCHASE THREE LOTS FOR CONSTRUCTION OF HOMES FOR  
 RAPID CITY, SD 57701 LOW/MODERATE INCOME HOUSEHOLDS.

FINANCING:		TOTAL #	#HISPANIC
INITIAL FUNDING DATE:	08-19-04	0	0
ACTIVITY ESTIMATE:	27,500.00	0	0
FUNDED AMOUNT:	27,500.00	0	0
UNLIQ OBLIGATIONS:	0.00	4	0
DRAWN THRU PGM YR:	27,500.00	0	0
DRAWN IN PGM YR:	0.00	0	0
		0	0
		0	0

NUMBER OF HOUSEHOLDS ASSISTED: U.S. DEPARTMENT OF HOUSING AND URBAN DEVELOPMENT DATE: 06-06-07  
 IDIS - C04PR03 OFFICE OF COMMUNITY PLANNING AND DEVELOPMENT TIME: 17:36  
 INTEGRATED DISBURSEMENT AND INFORMATION SYSTEM PAGE: 12  
 CDBG ACTIVITY SUMMARY REPORT (GPR) FOR PROGRAM YEAR 2006  
 04-01-2006 TO 03-31-2007  
 RAPID CITY, SD

TOTAL	AM. INDIAN/ALASKAN NATIVE & BLACK/AFRICAN AM:	0	0
TOT EXTREMELY LOW:	0	0	0
TOT LOW:	4	0	0
TOT MOD:	0		
TOT NON LOW MOD:	0	TOTAL,	4 0
TOTAL:	4		
PERCENT LOW / MOD:	100.00		
TOTAL FEMALE HEADED:	2		

ACCOMPLISHMENTS BY YEAR:

REPORT YEAR	PROPOSED TYPE	PROPOSED UNITS	ACTUAL TYPE	ACTUAL UNITS
2004	10 - HOUSING UNITS	3	10 - HOUSING UNITS	0
2005	10 - HOUSING UNITS	1	10 - HOUSING UNITS	4
2006	10 - HOUSING UNITS	0	10 - HOUSING UNITS	0
TOTAL:		4		4

ACCOMPLISHMENT NARRATIVE. ALL FUNDS EXPENDED IN FY 2005. GRANT CLOSED.  
 ACQUISITION OF LOTS AND THEIR CLOSINGS REPORTED SEPARATELY FROM DOWN P  
 AYMENT ASSISTANCE LOANS (REPORTED UNDER ACTIVITY # 200

EXTENDED ACTIVITY NARRATIVE: \*\*\*\*\*

PGM YEAR: 2004 OBJECTIVE: OBJECTIVE NOT SPECIFIED IN ACTIVITY PATH  
 PROJECT: 0001 - TETON COALITION OUTCOME: OUTCOME NOT SPECIFIED IN ACTIVITY PATH  
 ACTIVITY: 200 - DOWNPAYMENT ASSISTANCE MATRIX CODE: 13 REG CITATION: 570.201(N) NATIONAL OBJ: LMH  
 STATUS: COMPLETED 05-04-06

LOCATION: DESCRIPTION:  
 SCATTERED SITES FUNDS WILL BE USED TO PROVIDE DOWNPAYMENT ASSISTANCE FOR THREE LOW/MODERATE  
 RAPID CITY, SD 57701 INCOME HOMEBUYERS.

FINANCING:		TOTAL #	#HISPANIC
INITIAL FUNDING DATE:	08-19-04	0	0
ACTIVITY ESTIMATE:	9,339.75	0	0
FUNDED AMOUNT:	9,339.75	0	0
UNLIQ OBLIGATIONS:	0.00	3	0
DRAWN THRU PGM YR:	9,339.75	0	0
DRAWN IN PGM YR:	0.00	0	0
		0	0
		0	0

NUMBER OF HOUSEHOLDS ASSISTED: BLACK/AFRICAN AMERICAN & WHITE: 0 0

TOT EXTREMELY LOW: 0  
 IDIS - C04PR03

AM.INDIAN/ALASKAN NATIVE & BLACK/AFRICAN AM: 0  
 OTHER MULTI-RACIAL: 0

U.S. DEPARTMENT OF HOUSING AND URBAN DEVELOPMENT  
 OFFICE OF COMMUNITY PLANNING AND DEVELOPMENT  
 INTEGRATED DISBURSEMENT AND INFORMATION SYSTEM  
 CDBG ACTIVITY SUMMARY REPORT (GPR) FOR PROGRAM YEAR 2006  
 04-01-2006 TO 03-31-2007  
 RAPID CITY, SD

DATE: 06-06-07  
 TIME: 17:36  
 PAGE: 13

TOT LOW: 3  
 TOT MOD: 0  
 TOT NON LOW MOD: 0  
 TOTAL: 3  
 PERCENT LOW / MOD: 100.00

TOTAL: 3 0

TOTAL FEMALE HEADED: 1

ACCOMPLISHMENTS BY YEAR:

REPORT YEAR	PROPOSED TYPE	PROPOSED UNITS	ACTUAL TYPE	ACTUAL UNITS
2004	04 - HOUSEHOLDS (GENERAL)	3	04 - HOUSEHOLDS (GENERAL)	0
2005	04 - HOUSEHOLDS (GENERAL)	0	04 - HOUSEHOLDS (GENERAL)	3
2006	04 - HOUSEHOLDS (GENERAL)	0	04 - HOUSEHOLDS (GENERAL)	0
TOTAL:		3		3

ACCOMPLISHMENT NARRATIVE: ALL FUNDS EXPENDED IN FY 2005. GRANT CLOSED.

EXTENDED ACTIVITY NARRATIVE: \*\*\*\*\*

PGM YEAR: 2004  
 PROJECT: 0001 - TETON COALITION  
 ACTIVITY: 201 - PROGRAM DELIVERY COSTS  
 STATUS: COMPLETED 05-04-06

OBJECTIVE: OBJECTIVE NOT SPECIFIED IN ACTIVITY PATH  
 OUTCOME: OUTCOME NOT SPECIFIED IN ACTIVITY PATH

MATRIX CODE: 01 REG CITATION: 570.201(a) NATIONAL OBJ: LMH

LOCATION: 120 KNOLLWOOD STREET, STE. E  
 RAPID CITY, SD 57701

DESCRIPTION: SALARIES, SURVEYS, RENT FOR PROGRAM DELIVERY

FINANCING:

INITIAL FUNDING DATE:	ACTIVITY ESTIMATE:	FUNDED AMOUNT:	UNLIQ OBLIGATIONS:	DRAWN THRU PGM YR:	DRAWN IN PGM YR:	WHITE:	BLACK/AFRICAN AMERICAN:	ASIAN:	AMERICAN INDIAN/ALASKAN NATIVE:	NATIVE HAWAIIAN/OTHER PACIFIC ISLANDER:	AMERICAN INDIAN/ALASKAN NATIVE & WHITE:	ASIAN & WHITE:	BLACK/AFRICAN AMERICAN & WHITE:	AM.INDIAN/ALASKAN NATIVE & BLACK/AFRICAN AM:	OTHER MULTI-RACIAL:	TOTAL #	#HISPANIC	
08-19-04	4,023.25	4,023.25	0 00	4,023.25	0.00	0	0	0	0	0	0	0	0	0	0	0	0	0

NUMBER OF HOUSEHOLDS ASSISTED:

TOT EXTREMELY LOW:	TOT LOW:	TOT MOD:	TOT NON LOW MOD:	TOTAL:
0	0	0	0	0

IDIS - C04PR03

U.S. DEPARTMENT OF HOUSING AND URBAN DEVELOPMENT  
 OFFICE OF COMMUNITY PLANNING AND DEVELOPMENT  
 INTEGRATED DISBURSEMENT AND INFORMATION SYSTEM  
 CDBG ACTIVITY SUMMARY REPORT (GPR) FOR PROGRAM YEAR 2006  
 04-01-2006 TO 03-31-2007  
 RAPID CITY, SD

DATE: 06-06-07  
 TIME: 17:36  
 PAGE: 14

TOTAL: 0  
 PERCENT LOW / MOD: 0.00

TOTAL FEMALE HEADED: 0

ACCOMPLISHMENTS BY YEAR:

REPORT YEAR	PROPOSED TYPE	PROPOSED UNITS	ACTUAL TYPE	ACTUAL UNITS
2004	10 - HOUSING UNITS	10	10 - HOUSING UNITS	0
2005	10 - HOUSING UNITS	0	10 - HOUSING UNITS	0
2006	10 - HOUSING UNITS	0	10 - HOUSING UNITS	0
TOTAL:		10		0

ACCOMPLISHMENT NARRATIVE: PROGRAM DELIVER COSTS ONLY. ALL PROGRAM FUNDS SPENT IN FY 2005. GRANT CLOSED.

EXTENDED ACTIVITY NARRATIVE: \*\*\*\*\*

PGM YEAR: 2004 OBJECTIVE: OBJECTIVE NOT SPECIFIED IN ACTIVITY PATH  
 PROJECT: 0002 - BLACK HILLS AREA HABITAT FOR HUMANITY OUTCOME: OUTCOME NOT SPECIFIED IN ACTIVITY PATH  
 ACTIVITY: 202 - PROPERTY ACQUISITION MATRIX CODE: 01 REG CITATION: 570.201(A) NATIONAL OBJ: LMH  
 STATUS: UNDERWAY

LOCATION: SCATTERED SITES DESCRIPTION: PURCHASE 2 LOTS FOR CONSTRUCTION OF HOUSING FOR LOW TO MODERATE INCOME  
 RAPID CITY, SD 57701 HOUSEHOLDS

FINANCING:		TOTAL #	#HISPANIC
INITIAL FUNDING DATE: 08-19-04	WHITE:	0	0
ACTIVITY ESTIMATE: 28,716.00	BLACK/AFRICAN AMERICAN:	0	0
FUNDED AMOUNT: 28,716.00	ASIAN:	0	0
UNLIQ OBLIGATIONS: 0.00	AMERICAN INDIAN/ALASKAN NATIVE:	0	0
DRAWN THRU PGM YR: 28,716.00	NATIVE HAWAIIAN/OTHER PACIFIC ISLANDER:	0	0
DRAWN IN PGM YR: 28,716.00	AMERICAN INDIAN/ALASKAN NATIVE & WHITE:	0	0
	ASIAN & WHITE:	0	0
NUMBER OF HOUSEHOLDS ASSISTED:	BLACK/AFRICAN AMERICAN & WHITE:	0	0
TOTAL	AM. INDIAN/ALASKAN NATIVE & BLACK/AFRICAN AM	0	0
TOT EXTREMELY LOW: 0	OTHER MULTI-RACIAL:	0	0
TOT LOW: 0			
TOT MOD: 0	TOTAL:	0	0
TOT NON LOW MOD: 0			

IDIS - C04PR03 U.S. DEPARTMENT OF HOUSING AND URBAN DEVELOPMENT DATE: 06-06-07  
 OFFICE OF COMMUNITY PLANNING AND DEVELOPMENT TIME: 17:36  
 INTEGRATED DISBURSEMENT AND INFORMATION SYSTEM PAGE: 15  
 CDBG ACTIVITY SUMMARY REPORT (GPR) FOR PROGRAM YEAR 2006  
 04-01-2006 TO 03-31-2007  
 RAPID CITY, SD

TOTAL: 0  
 PERCENT LOW / MOD: 0.00  
 TOTAL FEMALE HEADED: 0

ACCOMPLISHMENTS BY YEAR:			
REPORT YEAR	PROPOSED TYPE	PROPOSED UNITS	ACTUAL UNITS
2004	10 - HOUSING UNITS	2	0
2005	10 - HOUSING UNITS	0	0
2006	10 - HOUSING UNITS	0	0
TOTAL:		2	0

ACCOMPLISHMENT NARRATIVE: \*\*\*\*\*  
 EXTENDED ACTIVITY NARRATIVE: \*\*\*\*\*

PGM YEAR: 2004 OBJECTIVE: OBJECTIVE NOT SPECIFIED IN ACTIVITY PATH  
 PROJECT: 0002 - BLACK HILLS AREA HABITAT FOR HUMANITY OUTCOME: OUTCOME NOT SPECIFIED IN ACTIVITY PATH  
 ACTIVITY: 203 - PROGRAM DELIVERY COSTS MATRIX CODE: 01 REG CITATION: 570.201(a) NATIONAL OBJ: LMH  
 STATUS: UNDERWAY

LOCATION: 611 HERMAN STREET DESCRIPTION: ASSOCIATED COSTS OF PURCHASING LOTS; REHAB; DEMOLITION; CLEARANCE OF SITE;  
 RAPID CITY, SD 57701 MOVEMENT OF STRUCTURE

FINANCING:		TOTAL #	#HISPANIC
INITIAL FUNDING DATE: 08-19-04	WHITE:	0	0
ACTIVITY ESTIMATE: 10,716.00	BLACK/AFRICAN AMERICAN:	0	0
FUNDED AMOUNT: 0.00	ASIAN:	0	0
UNLIQ OBLIGATIONS: 0.00	AMERICAN INDIAN/ALASKAN NATIVE:	0	0
DRAWN THRU PGM YR: 0.00	NATIVE HAWAIIAN/OTHER PACIFIC ISLANDER:	0	0
DRAWN IN PGM YR: 0.00	AMERICAN INDIAN/ALASKAN NATIVE & WHITE:	0	0
NUMBER OF HOUSEHOLDS ASSISTED:	ASIAN & WHITE:	0	0
TOTAL	BLACK/AFRICAN AMERICAN & WHITE:	0	0
TOT EXTREMELY LOW: 0	AM. INDIAN/ALASKAN NATIVE & BLACK/AFRICAN AM:	0	0
TOT LOW: 0	OTHER MULTI-RACIAL:	0	0
TOT MOD: 0			
TOT NON LOW MOD: 0	TOTAL:	0	0

IDIS - C04PR03

U.S. DEPARTMENT OF HOUSING AND URBAN DEVELOPMENT  
 OFFICE OF COMMUNITY PLANNING AND DEVELOPMENT  
 INTEGRATED DISBURSEMENT AND INFORMATION SYSTEM  
 CDBG ACTIVITY SUMMARY REPORT (GPR) FOR PROGRAM YEAR 2006  
 04-01-2006 TO 03-31-2007  
 RAPID CITY, SD

DATE: 06-06-07  
 TIME: 17:36  
 PAGE: 16

TOTAL: 0  
 PERCENT LOW / MOD: 0.00  
 TOTAL FEMALE HEADED: 0

ACCOMPLISHMENTS BY YEAR.

REPORT YEAR	PROPOSED TYPE	PROPOSED UNITS	ACTUAL TYPE	ACTUAL UNITS
2004	10 - HOUSING UNITS	2	10 - HOUSING UNITS	0
2005	10 - HOUSING UNITS	0	10 - HOUSING UNITS	0
2006	10 - HOUSING UNITS	0	10 - HOUSING UNITS	0
TOTAL:		2		0

ACCOMPLISHMENT NARRATIVE: \*\*\*\*\*

EXTENDED ACTIVITY NARRATIVE: \*\*\*\*\*

PGM YEAR: 2004  
 PROJECT: 0003 - RAPID CITY NEIGHBORHOOD RESTORATION PROGRAM  
 ACTIVITY: 204 - NEIGHBORHOOD RESTORATION PROGRAM  
 STATUS: UNDERWAY  
 LOCATION: SCATTERED SITES  
 RAPID CITY, SD 57701

OBJECTIVE: OBJECTIVE NOT SPECIFIED IN ACTIVITY PATH  
 OUTCOME: OUTCOME NOT SPECIFIED IN ACTIVITY PATH  
 MATRIX CODE: 14A REG CITATION: 570.202 NATIONAL OBJ: LMH

DESCRIPTION:  
 REHABILITATION PROJECTS FOR LOW TO MOD INCOME HOMEOWNERS

FINANCING:		TOTAL #	#HISPANIC
INITIAL FUNDING DATE:	08-19-04	0	0
ACTIVITY ESTIMATE:	157,650.24	0	0
FUNDED AMOUNT:	133,196.49	0	0
UNLIQ OBLIGATIONS:	42,000.00	0	0
DRAWN THRU PGM YR:	129,883.48	0	0
DRAWN IN PGM YR:	115,650.24	0	0
WHITE:		0	0
BLACK/AFRICAN AMERICAN:		0	0
ASIAN:		0	0
AMERICAN INDIAN/ALASKAN NATIVE:		0	0
NATIVE HAWAIIAN/OTHER PACIFIC ISLANDER:		0	0
AMERICAN INDIAN/ALASKAN NATIVE & WHITE:		0	0
ASIAN & WHITE:		0	0
BLACK/AFRICAN AMERICAN & WHITE:		0	0
AM. INDIAN/ALASKAN NATIVE & BLACK/AFRICAN AM:		0	0
OTHER MULTI-RACIAL:		0	0
TOTAL:		0	0

NUMBER OF HOUSEHOLDS ASSISTED:  
 TOTAL  
 TOT EXTREMELY LOW: 0  
 TOT LOW: 0  
 TOT MOD: 0  
 TOT NON LOW MOD: 0

IDIS - C04PR03

U.S. DEPARTMENT OF HOUSING AND URBAN DEVELOPMENT  
 OFFICE OF COMMUNITY PLANNING AND DEVELOPMENT  
 INTEGRATED DISBURSEMENT AND INFORMATION SYSTEM  
 CDBG ACTIVITY SUMMARY REPORT (GPR) FOR PROGRAM YEAR 2006  
 04-01-2006 TO 03-31-2007  
 RAPID CITY, SD

DATE: 06-06-07  
 TIME: 17:36  
 PAGE: 17

TOTAL: 0  
 PERCENT LOW / MOD: 0.00  
 TOTAL FEMALE HEADED: 0

ACCOMPLISHMENTS BY YEAR.

REPORT YEAR	PROPOSED TYPE	PROPOSED UNITS	ACTUAL TYPE	ACTUAL UNITS
2004	10 - HOUSING UNITS	10	10 - HOUSING UNITS	0
2005	10 - HOUSING UNITS	8	10 - HOUSING UNITS	0
2006	10 - HOUSING UNITS	0	10 - HOUSING UNITS	0
TOTAL:		18		0

ACCOMPLISHMENT NARRATIVE: \*\*\*\*\*

EXTENDED ACTIVITY NARRATIVE: \*\*\*\*\*

PGM YEAR: 2004 OBJECTIVE: OBJECTIVE NOT SPECIFIED IN ACTIVITY PATH  
 PROJECT: 0003 - RAPID CITY NEIGHBORHOOD RESTORATION PROGRAM OUTCOME: OUTCOME NOT SPECIFIED IN ACTIVITY PATH  
 ACTIVITY: 205 - PROGRAM DELIVERY COSTS MATRIX CODE: 14A REG CITATION: 570.202 NATIONAL OBJ: LMH  
 STATUS: FUNDS BUDGETED

LOCATION: 300 SIXTH STREET  
 RAPID CITY, SD 57701  
 DESCRIPTION: PROGRAM DELIVERY COSTS: HOME INSPECTIONS; LEAD BASED PAINT IINSPECTIONS;  
 SALARIES; ADVERTISING;

FINANCING:		TOTAL #	#HISPANIC
INITIAL FUNDING DATE:	08-19-04	0	0
ACTIVITY ESTIMATE:	10,500.00	0	0
FUNDED AMOUNT:	0.00	0	0
UNLIQ OBLIGATIONS:	0.00	0	0
DRAWN THRU PGM YR:	0.00	0	0
DRAWN IN PGM YR:	0.00	0	0
NUMBER OF ASSISTED:			
TOT EXTREMELY LOW:	TOTAL	0	0
TOT LOW:		0	0
TOT MOD:		0	0
TOT NON LOW MOD:		0	0

IDIS - C04PR03 U.S. DEPARTMENT OF HOUSING AND URBAN DEVELOPMENT DATE: 06-06-07  
 OFFICE OF COMMUNITY PLANNING AND DEVELOPMENT TIME: 17:36  
 INTEGRATED DISBURSEMENT AND INFORMATION SYSTEM PAGE: 18  
 CDBG ACTIVITY SUMMARY REPORT (GPR) FOR PROGRAM YEAR 2006  
 04-01-2006 TO 03-31-2007  
 RAPID CITY, SD

TOTAL: 0  
 PERCENT LOW / MOD: 0.00  
 TOTAL FEMALE HEADED: 0

ACCOMPLISHMENTS BY YEAR:			
REPORT YEAR	PROPOSED TYPE	PROPOSED UNITS	ACTUAL UNITS
2004		0	0
TOTAL:		0	0

ACCOMPLISHMENT NARRATIVE: \*\*\*\*\*  
 EXTENDED ACTIVITY NARRATIVE: \*\*\*\*\*

PGM YEAR: 2004 OBJECTIVE: OBJECTIVE NOT SPECIFIED IN ACTIVITY PATH  
 PROJECT: 0004 - RAPID CITY COMMUNITY DEVELOPMENT CORPORATION OUTCOME: OUTCOME NOT SPECIFIED IN ACTIVITY PATH  
 ACTIVITY: 208 - DOWN PAYMENT AND CLOSING COST ASSISTANCE MATRIX CODE: 13 REG CITATION: 570.201(N) NATIONAL OBJ: LMH  
 STATUS: COMPLETED 05-03-06

LOCATION: SCATTERED SITES  
 RAPID CITY, SD 57701  
 DESCRIPTION: FUNDS WILL BE USED TO PROVIDE DOWNPAYMENT AND CLOSING COST ASSISTANCE TO  
 LOW-TO-MODERATE INCOME HOUSEHOLDS. MAXIMUM OF \$3,000 FOR CLOSING COSTS; MAX.  
 \$10,000 DOWN AND/OR CLOSING

FINANCING:		TOTAL #	#HISPANIC
INITIAL FUNDING DATE:	08-19-04	7	0
ACTIVITY ESTIMATE:	76,500.00	0	0
FUNDED AMOUNT:	76,500.00	0	0
UNLIQ OBLIGATIONS:	0.00	1	0
DRAWN THRU PGM YR:	76,500.00	0	0
DRAWN IN PGM YR:	0.00	0	0
NUMBER OF HOUSEHOLDS ASSISTED:			
TOT EXTREMELY LOW:	TOTAL	0	0
TOT LOW:		4	0
TOT MOD:		3	0
TOT NON LOW MOD:		0	0
TOTAL:		8	0

IDIS - C04PR03 U.S. DEPARTMENT OF HOUSING AND URBAN DEVELOPMENT DATE: 06-06-07  
 OFFICE OF COMMUNITY PLANNING AND DEVELOPMENT TIME: 17:36

INTEGRATED DISBURSEMENT AND INFORMATION SYSTEM  
 CDBG ACTIVITY SUMMARY REPORT (GPR) FOR PROGRAM YEAR 2006  
 04-01-2006 TO 03-31-2007  
 RAPID CITY, SD

PAGE 19

PERCENT LOW / MOD: 100.00

TOTAL FEMALE HEADED: 0

ACCOMPLISHMENTS BY YEAR:

REPORT YEAR	PROPOSED TYPE	PROPOSED UNITS	ACTUAL TYPE	ACTUAL UNITS
2004	04 - HOUSEHOLDS (GENERAL)	10	04 - HOUSEHOLDS (GENERAL)	0
2005	04 - HOUSEHOLDS (GENERAL)	0	04 - HOUSEHOLDS (GENERAL)	8
2006	04 - HOUSEHOLDS (GENERAL)	0	04 - HOUSEHOLDS (GENERAL)	0
TOTAL:		10		8

ACCOMPLISHMENT NARRATIVE: GRANT CLOSED OUT IN FY 2005  
 RISING COSTS OF LOTS, DEVELOPMENT AND MATERIALS CAUSED INCREASED COSTS  
 FOR PURCHASE THAT REDUCED THE NUMBER OF BUYERS THAT COULD BE HELPED WITH  
 THE FUNDS.

EXTENDED ACTIVITY NARRATIVE: \*\*\*\*\*

PGM YEAR: 2004 OBJECTIVE: OBJECTIVE NOT SPECIFIED IN ACTIVITY PATH  
 PROJECT: 0004 - RAPID CITY COMMUNITY DEVELOPMENT CORPORATION OUTCOME: OUTCOME NOT SPECIFIED IN ACTIVITY PATH  
 ACTIVITY: 209 - PROGRAM DELIVERY COSTS MATRIX CODE: 13 REG CITATION: 570.201(n) NATIONAL OBJ: LMH  
 STATUS: COMPLETED 05-03-06

LOCATION: 111 ST. JOSEPH ST. DESCRIPTION: PROGRAM DELIVERY COSTS. I.E. INTAKE, INSPECTIONS; TAXES CLOSING COSTS; PLAN  
 RAPID CITY, SD 57701 REVIEW; CLOSING DOC PREPARATION, LEGAL FEES; FILE PROCESSING COSTS

FINANCING:		TOTAL #	#HISPANIC
INITIAL FUNDING DATE:	08-19-04	0	0
ACTIVITY ESTIMATE:	13,500.00	0	0
FUNDED AMOUNT:	13,500.00	0	0
UNLIQ OBLIGATIONS:	0.00	0	0
DRAWN THRU PGM YR:	13,500.00	0	0
DRAWN IN PGM YR:	0.00	0	0
NUMBER OF ASSISTED:	TOTAL	0	0
TOT EXTREMELY LOW:	0	0	0
TOT LOW:	0	0	0
TOT MOD:	0	0	0
TOT NON LOW MOD:	0	0	0

IDIS - C04PR03 U.S. DEPARTMENT OF HOUSING AND URBAN DEVELOPMENT DATE: 06-06-07  
 OFFICE OF COMMUNITY PLANNING AND DEVELOPMENT TIME: 17:36  
 INTEGRATED DISBURSEMENT AND INFORMATION SYSTEM PAGE: 20  
 CDBG ACTIVITY SUMMARY REPORT (GPR) FOR PROGRAM YEAR 2006  
 04-01-2006 TO 03-31-2007  
 RAPID CITY, SD

TOTAL: 0  
 PERCENT LOW / MOD: 0.00

TOTAL FEMALE HEADED: 0

ACCOMPLISHMENTS BY YEAR:

REPORT YEAR	PROPOSED TYPE	PROPOSED UNITS	ACTUAL TYPE	ACTUAL UNITS
2004		0		0
2005	04 - HOUSEHOLDS (GENERAL)	0	04 - HOUSEHOLDS (GENERAL)	0
2006	04 - HOUSEHOLDS (GENERAL)	0	04 - HOUSEHOLDS (GENERAL)	0
TOTAL:		0		0

ACCOMPLISHMENT NARRATIVE: \*\*\*\*\*

EXTENDED ACTIVITY NARRATIVE: \*\*\*\*\*

PGM YEAR: 2004 OBJECTIVE: CREATE SUITABLE LIVING ENVIRONMENTS  
 PROJECT: 0008 - DAKOTA PLAINS LEGAL SERVICES OUTCOME: AVAILABILITY/ACCESSIBILITY

ACTIVITY: 213 - LEGAL SERVICES AND PROGRAM DELIVERY COST MATRIX CODE: 05C REG CITATION: 570.201(E) NATIONAL OBJ: LMC  
 STATUS: COMPLETED 05-05-07  
 LOCATION: 528 KANSAS CITY ST., STE. 1 RAPID CITY, SD 57701  
 DESCRIPTION: FUNDING FOR STAFF TO PROVIDE LEGAL SERVICES FOR ELDERLY, HOMELESS, VICTIMS OF DOMESTIC VIOLENCE, AND PROVIDE COMMUNITY EDUCATION TO GROUPS/INDIVIDUALS IN COMMUNITY.

FINANCING:		TOTAL #	#HISPANIC
INITIAL FUNDING DATE:	08-19-04	WHITE:	378
ACTIVITY ESTIMATE:	15,099.50	BLACK/AFRICAN AMERICAN:	7
FUNDED AMOUNT:	15,099.50	ASIAN:	1
UNLIQ OBLIGATIONS:	0.00	AMERICAN INDIAN/ALASKAN NATIVE:	187
DRAWN THRU PGM YR:	15,099.50	NATIVE HAWAIIAN/OTHER PACIFIC ISLANDER:	0
DRAWN IN PGM YR:	0.00	AMERICAN INDIAN/ALASKAN NATIVE & WHITE:	0
		ASIAN & WHITE:	0
		BLACK/AFRICAN AMERICAN & WHITE:	0
		AM. INDIAN/ALASKAN NATIVE & BLACK/AFRICAN AM:	0
		OTHER MULTI-RACIAL:	0
		TOTAL:	573

NUMBER OF PERSONS ASSISTED:

TOT EXTREMELY LOW:	TOTAL	404
TOT LOW:	111	
TOT MOD:	58	
TOT NON LOW MOD:	0	

IDIS - C04PR03 U.S. DEPARTMENT OF HOUSING AND URBAN DEVELOPMENT DATE: 06-06-07  
 OFFICE OF COMMUNITY PLANNING AND DEVELOPMENT TIME: 17:36  
 INTEGRATED DISBURSEMENT AND INFORMATION SYSTEM PAGE: 21  
 CDBG ACTIVITY SUMMARY REPORT (GPR) FOR PROGRAM YEAR 2006  
 04-01-2006 TO 03-31-2007  
 RAPID CITY, SD

TOTAL: 573  
 PERCENT LOW / MOD: 100.00  
 TOTAL FEMALE HEADED: 364

ACCOMPLISHMENTS BY YEAR:

REPORT YEAR	PROPOSED TYPE	PROPOSED UNITS	ACTUAL TYPE	ACTUAL UNITS
2004	01 - PEOPLE (GENERAL)	480	01 - PEOPLE (GENERAL)	573
2005	01 - PEOPLE (GENERAL)	0	01 - PEOPLE (GENERAL)	0
2006	01 - PEOPLE (GENERAL)	0	01 - PEOPLE (GENERAL)	0
2007	01 - PEOPLE (GENERAL)	0	01 - PEOPLE (GENERAL)	0
TOTAL:		480		573

ACCOMPLISHMENT NARRATIVE: \*\*\*\*\*  
 EXTENDED ACTIVITY NARRATIVE: \*\*\*\*\*

PGM YEAR: 2004 OBJECTIVE: OBJECTIVE NOT SPECIFIED IN ACTIVITY PATH  
 PROJECT: 0010 - WESTERN RESOURCES FOR DIS-ABLED INDEPENDENCE OUTCOME: OUTCOME NOT SPECIFIED IN ACTIVITY PATH  
 ACTIVITY: 215 - LIVING WELL PROGRAM MATRIX CODE: 05 REG CITATION: 570.201 (E) NATIONAL OBJ: LMC  
 STATUS: COMPLETED 05-04-06  
 LOCATION: COMMUNITY WIDE DESCRIPTION: FUNDS COVER TRAINING COSTS FOR FIVE INDIVIDUALS TO BECOME FACILITATORS; RAPID CITY, SD 57701 OPERATIONAL COSTS; GUEST PRESENTER FEES AND BUSINESS FEES TO PROVIDE SERVICES; COUNSELINGS.

FINANCING:		TOTAL #	#HISPANIC
INITIAL FUNDING DATE:	08-19-04	WHITE:	45
ACTIVITY ESTIMATE:	30,000.00	BLACK/AFRICAN AMERICAN:	2
FUNDED AMOUNT:	30,000.00	ASIAN:	0
UNLIQ OBLIGATIONS:	0.00	AMERICAN INDIAN/ALASKAN NATIVE:	4
DRAWN THRU PGM YR:	30,000.00	NATIVE HAWAIIAN/OTHER PACIFIC ISLANDER:	0
DRAWN IN PGM YR:	0.00	AMERICAN INDIAN/ALASKAN NATIVE & WHITE:	0
		ASIAN & WHITE:	0
		BLACK/AFRICAN AMERICAN & WHITE:	0
		AM. INDIAN/ALASKAN NATIVE & BLACK/AFRICAN AM:	0
		OTHER MULTI-RACIAL:	0
		TOTAL:	51

NUMBER OF PERSONS ASSISTED:

TOT EXTREMELY LOW:	TOTAL	41
TOT LOW:	10	
TOT MOD:	0	
TOT NON LOW MOD:	0	

IDIS - C04PR03 U.S. DEPARTMENT OF HOUSING AND URBAN DEVELOPMENT DATE: 06-06-07  
 OFFICE OF COMMUNITY PLANNING AND DEVELOPMENT TIME: 17:36  
 INTEGRATED DISBURSEMENT AND INFORMATION SYSTEM PAGE: 22  
 CDBG ACTIVITY SUMMARY REPORT (GPR) FOR PROGRAM YEAR 2006







TOTAL: 1 0 1  
 PERCENT LOW / MOD: 100.00 0.00 100.00

TOTAL FEMALE HEADED: 1

ACCOMPLISHMENTS BY YEAR:

REPORT YEAR	PROPOSED TYPE	PROPOSED UNITS	ACTUAL TYPE	ACTUAL UNITS
2005	10 - HOUSING UNITS	4	10 - HOUSING UNITS	3
2006	10 - HOUSING UNITS	0	10 - HOUSING UNITS	1
TOTAL:		4		4

ACCOMPLISHMENT NARRATIVE: YTD 01/07 HOMES CLOSED - 1; LOTS PURCHASED - 4; HOMES IN PROGRESS-1;  
 HOMES ASSIGNED A FAMILY 2;  
 FOUNDATION IN AT 1304 WOOD AVE; FRAMING TO START IN FEB.

EXTENDED ACTIVITY NARRATIVE: \*\*\*\*\*

PGM YEAR: 2005 OBJECTIVE: OBJECTIVE NOT SPECIFIED IN ACTIVITY PATH  
 PROJECT: 0001 - BLACK HILLS AREA HABITAT FOR HUMANITY OUTCOME: OUTCOME NOT SPECIFIED IN ACTIVITY PATH  
 ACTIVITY: 224 - PROGRAM DELIVERY COSTS MATRIX CODE: 01 REG CITATION: 570.201(A) NATIONAL OBJ: LMH  
 STATUS: UNDERWAY

LOCATION: SCATTERED SITES DESCRIPTION: PROGRAM DELIVERY COSTS TO INCLUDE SALARIES, AUDIT, AND OTHER ELIGIBLE EXPENSES.  
 RAPID CITY, SD 57701

FINANCING:	TOTAL #	#HISPANIC
INITIAL FUNDING DATE: 08-12-05	0	0
ACTIVITY ESTIMATE: 12,600.00	0	0
FUNDED AMOUNT: 9,328.73	0	0
UNLIQ OBLIGATIONS: 0.00	0	0
DRAWN THRU PGM YR: 6,885.84	0	0
DRAWN IN PGM YR: 6,885.84	0	0
NUMBER OF ASSISTED:		
TOT EXTREMELY LOW:	0	0
TOT LOW:	0	0
TOT MOD:	0	0
TOT NON LOW MOD:	0	0
TOTAL	0	0

IDIS - C04PR03 U.S. DEPARTMENT OF HOUSING AND URBAN DEVELOPMENT DATE: 06-06-07  
 OFFICE OF COMMUNITY PLANNING AND DEVELOPMENT TIME: 17:36  
 INTEGRATED DISBURSEMENT AND INFORMATION SYSTEM PAGE: 26  
 CDBG ACTIVITY SUMMARY REPORT (GPR) FOR PROGRAM YEAR 2006  
 04-01-2006 TO 03-31-2007  
 RAPID CITY, SD

TOTAL: 0  
 PERCENT LOW / MOD: 0.00  
 TOTAL FEMALE HEADED: 0

ACCOMPLISHMENTS BY YEAR:

REPORT YEAR	PROPOSED TYPE	PROPOSED UNITS	ACTUAL TYPE	ACTUAL UNITS
2005	10 - HOUSING UNITS	0	10 - HOUSING UNITS	0
TOTAL:		0		0

ACCOMPLISHMENT NARRATIVE: \*\*\*\*\*

EXTENDED ACTIVITY NARRATIVE: \*\*\*\*\*

PGM YEAR: 2005 OBJECTIVE: PROVIDE DECENT AFFORDABLE HOUSING  
 PROJECT: 0002 - RAPID CITY COMMUNITY DEVELOPMENT CORPORATION OUTCOME: AFFORDABILITY  
 ACTIVITY: 225 - DOWN PAYMENT AND CLOSING COST ASSISTANCE MATRIX CODE: 13 REG CITATION: 570.201(N) NATIONAL OBJ: LMH  
 STATUS: UNDERWAY

LOCATION: SCATTERED SITES DESCRIPTION: PROVIDE DOWN PAYMENT AND CLOSING COST ASSISTANCE TO LOW-TO- MOD INCOME  
 RAPID CITY, SD 57701 HOMEBUYERS.

FINANCING:	TOTAL #	#HISPANIC

INITIAL FUNDING DATE:	08-12-05	WHITE:	21	0
ACTIVITY ESTIMATE:	90,000.00	BLACK/AFRICAN AMERICAN:	0	0
FUNDED AMOUNT:	90,000.00	ASIAN:	0	0
UNLIQ OBLIGATIONS:	12,785.73	AMERICAN INDIAN/ALASKAN NATIVE:	3	0
DRAWN THRU PGM YR:	90,000.00	NATIVE HAWAIIAN/OTHER PACIFIC ISLANDER:	0	0
DRAWN IN PGM YR:	0.00	AMERICAN INDIAN/ALASKAN NATIVE & WHITE:	0	0
		ASIAN & WHITE:	0	0
NUMBER OF HOUSEHOLDS ASSISTED:		BLACK/AFRICAN AMERICAN & WHITE:	0	0
	OWNER RENTER	TOTAL AM. INDIAN/ALASKAN NATIVE & BLACK/AFRICAN AM:	0	0
TOT EXTREMELY LOW:	1 0	OTHER MULTI-RACIAL:	0	0
TOT LOW:	6 0		0	0
TOT MOD:	17 0		17	
TOT NON LOW MOD:	0 0	TOTAL:	24	0
TOTAL:	24 0			
PERCENT LOW / MOD:	100.00 0.00		100.00	

IDIS - C04PR03 U.S. DEPARTMENT OF HOUSING AND URBAN DEVELOPMENT DATE: 06-06-07  
 OFFICE OF COMMUNITY PLANNING AND DEVELOPMENT TIME: 17:36  
 INTEGRATED DISBURSEMENT AND INFORMATION SYSTEM PAGE: 27  
 CDBG ACTIVITY SUMMARY REPORT (GPR) FOR PROGRAM YEAR 2006  
 04-01-2006 TO 03-31-2007  
 RAPID CITY, SD

TOTAL FEMALE HEADED: 13

ACCOMPLISHMENTS BY YEAR:			
REPORT YEAR	PROPOSED TYPE	PROPOSED UNITS	ACTUAL UNITS
2005	04 - HOUSEHOLDS (GENERAL)	10	7
2006	04 - HOUSEHOLDS (GENERAL)	0	1
TOTAL:		10	8

ACCOMPLISHMENT NARRATIVE: 1/25/07 DOWN PAYMENT ASSISTANCE PROVIDED FOR HOME PURCHASE.  
 HOUSING PRICES HAVE INCREASED TO STARTER HOME PRICE OF \$155,000, CREAT  
 ING A LARGE GAP BETWEEN LOW-INCOME AFFORDABILITY AND HOUSING PRICES.  
 LOT PRICES HAVE DOUBLED IN THE PAST 6 YEARS. FUNDS AVAILABLE ARE NOT  
 ENOUGH TO BRIDGE THE GAP.

EXTENDED ACTIVITY NARRATIVE: \*\*\*\*\*

PGM YEAR: 2005 OBJECTIVE: OBJECTIVE NOT SPECIFIED IN ACTIVITY PATH  
 PROJECT: 0002 - RAPID CITY COMMUNITY DEVELOPMENT CORPORATION OUTCOME: OUTCOME NOT SPECIFIED IN ACTIVITY PATH  
 ACTIVITY: 226 - LAND ACQUISITION MATRIX CODE: 01 REG CITATION: 570.201(A) NATIONAL OBJ: LMH  
 STATUS: UNDERWAY

LOCATION: SCATTERED SITES DESCRIPTION: PURCHASE LAND FOR NEW CONSTRUCTION OF HOMES FOR LOW-TO-MOD INCOME HOMEBUYERS  
 RAPID CITY, SD 57701

FINANCING:		TOTAL #	#HISPANIC
INITIAL FUNDING DATE:	08-12-05	2	0
ACTIVITY ESTIMATE:	40,000.00	0	0
FUNDED AMOUNT:	40,000.00	0	0
UNLIQ OBLIGATIONS:	0.00	0	0
DRAWN THRU PGM YR:	36,331.31	0	0
DRAWN IN PGM YR:	9,331.31	0	0
NUMBER OF HOUSEHOLDS ASSISTED:		0	0
	OWNER RENTER	TOTAL AM. INDIAN/ALASKAN NATIVE & BLACK/AFRICAN AM:	0
TOT EXTREMELY LOW:	0 0	OTHER MULTI-RACIAL:	0
TOT LOW:	0 0		0
TOT MOD:	2 0		2
TOT NON LOW MOD:	0 0	TOTAL:	2

IDIS - C04PR03 U.S. DEPARTMENT OF HOUSING AND URBAN DEVELOPMENT DATE: 06-06-07  
 OFFICE OF COMMUNITY PLANNING AND DEVELOPMENT TIME: 17:36  
 INTEGRATED DISBURSEMENT AND INFORMATION SYSTEM PAGE: 28  
 CDBG ACTIVITY SUMMARY REPORT (GPR) FOR PROGRAM YEAR 2006  
 04-01-2006 TO 03-31-2007  
 RAPID CITY, SD

TOTAL: 2 0 2

PERCENT LOW / MOD: 100.00 0.00 100.00

TOTAL FEMALE HEADED: 0

ACCOMPLISHMENTS BY YEAR:

REPORT YEAR	PROPOSED TYPE	PROPOSED UNITS	ACTUAL TYPE	ACTUAL UNITS
2005	10 - HOUSING UNITS	2	10 - HOUSING UNITS	2
2006	10 - HOUSING UNITS	0	10 - HOUSING UNITS	0
TOTAL:		2		2

ACCOMPLISHMENT NARRATIVE: \*\*\*\*\*

EXTENDED ACTIVITY NARRATIVE: \*\*\*\*\*

PGM YEAR: 2005 OBJECTIVE: OBJECTIVE NOT SPECIFIED IN ACTIVITY PATH  
 PROJECT: 0002 - RAPID CITY COMMUNITY DEVELOPMENT CORPORATION OUTCOME: OUTCOME NOT SPECIFIED IN ACTIVITY PATH  
 ACTIVITY: 228 - PROGRAM DELIVERY COSTS MATRIX CODE: 13 REG CITATION: 570.201(N) NATIONAL OBJ: LMH  
 STATUS: UNDERWAY

LOCATION: SCATTERED SITES DESCRIPTION: FUNDS WILL BE USED FOR PROGRAM DELIVERY COSTS  
 RAPID CITY, SD 57701

FINANCING:		TOTAL #	#HISPANIC
INITIAL FUNDING DATE:	08-12-05	0	0
ACTIVITY ESTIMATE:	20,000.00	0	0
FUNDED AMOUNT:	20,000.00	0	0
UNLIQ OBLIGATIONS:	0.00	0	0
DRAWN THRU PGM YR:	10,882.96	0	0
DRAWN IN PGM YR:	5,778.57	0	0

NUMBER OF ASSISTED:	TOTAL	TOTAL #	#HISPANIC
TOT EXTREMELY LOW:	0	0	0
TOT LOW:	0	0	0
TOT MOD:	0	0	0
TOT NON LOW MOD:	0	0	0
TOTAL:	0	0	0

IDIS - C04PR03 U.S. DEPARTMENT OF HOUSING AND URBAN DEVELOPMENT DATE: 06-06-07  
 OFFICE OF COMMUNITY PLANNING AND DEVELOPMENT TIME: 17:36  
 INTEGRATED DISBURSEMENT AND INFORMATION SYSTEM PAGE: 29  
 CDBG ACTIVITY SUMMARY REPORT (GPR) FOR PROGRAM YEAR 2006  
 04-01-2006 TO 03-31-2007  
 RAPID CITY, SD

PERCENT LOW / MOD: 0.00

TOTAL FEMALE HEADED: 0

ACCOMPLISHMENTS BY YEAR:

REPORT YEAR	PROPOSED TYPE	PROPOSED UNITS	ACTUAL TYPE	ACTUAL UNITS
2005	04 - HOUSEHOLDS (GENERAL)	0	04 - HOUSEHOLDS (GENERAL)	0
2006	04 - HOUSEHOLDS (GENERAL)	0	04 - HOUSEHOLDS (GENERAL)	0
TOTAL:		0		0

ACCOMPLISHMENT NARRATIVE: \*\*\*\*\*

EXTENDED ACTIVITY NARRATIVE: \*\*\*\*\*

PGM YEAR: 2005 OBJECTIVE: OBJECTIVE NOT SPECIFIED IN ACTIVITY PATH  
 PROJECT: 0003 - RAPID CITY NEIGHBORHOOD RESTORATION PROGRAM OUTCOME: OUTCOME NOT SPECIFIED IN ACTIVITY PATH  
 ACTIVITY: 229 - RAPID CITY NEIGHBORHOOD RESTORATION PROG MATRIX CODE: 14A REG CITATION: 570 202 NATIONAL OBJ: LMH  
 STATUS: UNDERWAY

LOCATION: COMMUNITY WIDE DESCRIPTION: REHABILITATION ON EXISTING HOMES FOR LOW-TO-MOD INCOME HOMEOWNERS  
 RAPID CITY, SD 57701

FINANCING:		TOTAL #	#HISPANIC
INITIAL FUNDING DATE:	08-12-05	0	0
ACTIVITY ESTIMATE:	64,492.00	0	0

FUNDED AMOUNT:	64,492.00	ASIAN:	0	0
UNLIQ OBLIGATIONS:	64,492.00	AMERICAN INDIAN/ALASKAN NATIVE:	0	0
DRAWN THRU PGM YR:	0.00	NATIVE HAWAIIAN/OTHER PACIFIC ISLANDER:	0	0
DRAWN IN PGM YR:	0.00	AMERICAN INDIAN/ALASKAN NATIVE & WHITE:	0	0
		ASIAN & WHITE:	0	0
NUMBER OF ASSISTED:		BLACK/AFRICAN AMERICAN & WHITE:	0	0
	TOTAL	AM. INDIAN/ALASKAN NATIVE & BLACK/AFRICAN AM:	0	0
TOT EXTREMELY LOW:	0	OTHER MULTI-RACIAL:	0	0
TOT LOW:	0			
TOT MOD:	0			
TOT NON LOW MOD:	0	TOTAL:	0	0
TOTAL:	0			
PERCENT LOW / MOD:	0.00			

IDIS - C04PR03

U.S. DEPARTMENT OF HOUSING AND URBAN DEVELOPMENT  
 OFFICE OF COMMUNITY PLANNING AND DEVELOPMENT  
 INTEGRATED DISBURSEMENT AND INFORMATION SYSTEM  
 CDBG ACTIVITY SUMMARY REPORT (GPR) FOR PROGRAM YEAR 2006  
 04-01-2006 TO 03-31-2007  
 RAPID CITY, SD

DATE: 06-06-07  
 TIME: 17:36  
 PAGE: 30

TOTAL FEMALE HEADED: 0

ACCOMPLISHMENTS BY YEAR:			
REPORT YEAR	PROPOSED TYPE	PROPOSED UNITS	ACTUAL UNITS
2005	10 - HOUSING UNITS	12	10 - HOUSING UNITS
2006	10 - HOUSING UNITS	0	10 - HOUSING UNITS
TOTAL:		12	0

ACCOMPLISHMENT NARRATIVE: \*\*\*\*\*  
 EXTENDED ACTIVITY NARRATIVE: \*\*\*\*\*

PGM YEAR: 2005  
 PROJECT: 0003 - RAPID CITY NEIGHBORHOOD RESTORATION PROGRAM  
 ACTIVITY: 230 - PROGRAM DELIVERY COST  
 STATUS: FUNDS BUDGETED

OBJECTIVE: OBJECTIVE NOT SPECIFIED IN ACTIVITY PATH  
 OUTCOME: OUTCOME NOT SPECIFIED IN ACTIVITY PATH  
 MATRIX CODE: 14A REG CITATION: 570.202 NATIONAL OBJ: LMH

LOCATION: COMMUNITY WIDE  
 RAPID CITY, SD 57701

DESCRIPTION: FUNDS WILL BE USED FOR ELEGIBLE PROGRAM DELIVERY COSTS SUCH AS INSPECTION FEES, SALARIES, ETC.

FINANCING:		TOTAL #	#HISPANIC
INITIAL FUNDING DATE:	08-12-05	0	0
ACTIVITY ESTIMATE:	0.00	0	0
FUNDED AMOUNT:	0.00	0	0
UNLIQ OBLIGATIONS:	0.00	0	0
DRAWN THRU PGM YR:	0.00	0	0
DRAWN IN PGM YR:	0.00	0	0
NUMBER OF ASSISTED:		0	0
	TOTAL	0	0
TOT EXTREMELY LOW:	0		
TOT LOW:	0		
TOT MOD:	0		
TOT NON LOW MOD:	0	TOTAL:	0
TOTAL:	0		
PERCENT LOW / MOD:	0.00		
TOTAL FEMALE HEADED:	0		

IDIS - C04PR03

U.S. DEPARTMENT OF HOUSING AND URBAN DEVELOPMENT  
 OFFICE OF COMMUNITY PLANNING AND DEVELOPMENT  
 INTEGRATED DISBURSEMENT AND INFORMATION SYSTEM  
 CDBG ACTIVITY SUMMARY REPORT (GPR) FOR PROGRAM YEAR 2006  
 04-01-2006 TO 03-31-2007  
 RAPID CITY, SD

DATE: 06-06-07  
 TIME: 17:36  
 PAGE: 31

ACCOMPLISHMENTS BY YEAR:			
REPORT YEAR	PROPOSED TYPE	PROPOSED UNITS	ACTUAL UNITS

2005 10 - HOUSING UNITS 0 10 - HOUSING UNITS 0  
 TOTAL: 0 0

ACCOMPLISHMENT NARRATIVE: \*\*\*\*\*  
 EXTENDED ACTIVITY NARRATIVE: \*\*\*\*\*

PGM YEAR: 2005 OBJECTIVE: OBJECTIVE NOT SPECIFIED IN ACTIVITY PATH  
 PROJECT: 0004 - CANYON LAKE SENIOR CITIZENS CENTER OUTCOME: OUTCOME NOT SPECIFIED IN ACTIVITY PATH  
 ACTIVITY: 231 - REHAB - HEATING SYSTEM, WATER HEATER MATRIX CODE: 03A REG CITATION: 570.201(C) NATIONAL OBJ: LMC  
 STATUS: COMPLETED 05-04-06

LOCATION: 2900 CANYON LAKE DR. DESCRIPTION: REHAB TO BUILDING TO INSTALL NEW HEATING SYSTEM AND WATER HEATER.  
 RAPID CITY, SD 57702

FINANCING:		TOTAL #	#HISPANIC
INITIAL FUNDING DATE:	08-12-05	19,025	0
ACTIVITY ESTIMATE:	8,000.00	0	0
FUNDED AMOUNT:	8,000.00	70	0
UNLIQ OBLIGATIONS:	0.00	0	0
DRAWN THRU PGM YR:	8,000.00	0	0
DRAWN IN PGM YR:	0.00	0	0
NUMBER OF PERSONS ASSISTED:			
TOTAL		19,095	0
TOT EXTREMELY LOW:	0		
TOT LOW:	10,425		
TOT MOD:	8,660		
TOT NON LOW MOD:	10		
TOTAL:	19,095		
PERCENT LOW / MOD:	99.90		
TOTAL FEMALE HEADED	0		

ACCOMPLISHMENTS BY YEAR:

REPORT YEAR	PROPOSED TYPE	PROPOSED UNITS	ACTUAL TYPE	ACTUAL UNITS
2005	11 - PUBLIC FACILITIES	1	11 - PUBLIC FACILITIES	1
2006	11 - PUBLIC FACILITIES	0	11 - PUBLIC FACILITIES	0
TOTAL:		1		1

IDIS - C04PR03

U.S. DEPARTMENT OF HOUSING AND URBAN DEVELOPMENT  
 OFFICE OF COMMUNITY PLANNING AND DEVELOPMENT  
 INTEGRATED DISBURSEMENT AND INFORMATION SYSTEM  
 CDBG ACTIVITY SUMMARY REPORT (GPR) FOR PROGRAM YEAR 2006  
 04-01-2006 TO 03-31-2007  
 RAPID CITY, SD

DATE: 06-06-07  
 TIME: 17:36  
 PAGE: 32

ACCOMPLISHMENT NARRATIVE: ALL FUNDS EXPENDED IN FY 2005. GRANT CLOSED.  
 EXTENDED ACTIVITY NARRATIVE: \*\*\*\*\*

PGM YEAR: 2005 OBJECTIVE: OBJECTIVE NOT SPECIFIED IN ACTIVITY PATH  
 PROJECT: 0005 - RAPID CITY CLUB FOR BOYS, INC. OUTCOME: OUTCOME NOT SPECIFIED IN ACTIVITY PATH  
 ACTIVITY: 232 - REPLACE ROOF AND INSULATION THRIFT BLDG MATRIX CODE: 03D REG CITATION: 570.201(C) NATIONAL OBJ: LMC  
 STATUS: COMPLETED 05-05-06

LOCATION: 319 NORTH THIRD STREET DESCRIPTION: REPLACE ROOF AND INSULATION ON THRIFT STORE BUILDING  
 RAPID CITY, SD 57701

FINANCING:		TOTAL #	#HISPANIC
INITIAL FUNDING DATE:	08-12-05	673	31
ACTIVITY ESTIMATE:	49,896.00	37	0
FUNDED AMOUNT:	49,896.00	11	0
UNLIQ OBLIGATIONS:	0.00	416	0
DRAWN THRU PGM YR:	49,896.00	0	0
DRAWN IN PGM YR:	0.00	0	0
NUMBER OF PERSONS ASSISTED:			
TOTAL		1,193	31
TOT EXTREMELY LOW:	555		
TOT LOW:	117		
TOT MOD:	516		
TOT NON LOW MOD:	5		
TOTAL:	1,193		

PERCENT LOW / MOD: 99.50  
 TOTAL FEMALE HEADED: 0

ACCOMPLISHMENTS BY YEAR:

REPORT YEAR	PROPOSED TYPE	PROPOSED UNITS	ACTUAL TYPE	ACTUAL UNITS
2005	11 - PUBLIC FACILITIES	1	11 - PUBLIC FACILITIES	1
2006	11 - PUBLIC FACILITIES	0	11 - PUBLIC FACILITIES	0
TOTAL:		1		1

ACCOMPLISHMENT NARRATIVE: PROJECT COMPLETED AND ALL FUNDS EXPENDED IN FY 2005. GRANT CLOSED.

EXTENDED ACTIVITY NARRATIVE:

IDIS - C04PR03 \*\*\*\*\*  
 U.S. DEPARTMENT OF HOUSING AND URBAN DEVELOPMENT DATE: 06-06-07  
 OFFICE OF COMMUNITY PLANNING AND DEVELOPMENT TIME: 17:36  
 INTEGRATED DISBURSEMENT AND INFORMATION SYSTEM PAGE: 33  
 CDBG ACTIVITY SUMMARY REPORT (GPR) FOR PROGRAM YEAR 2006  
 04-01-2006 TO 03-31-2007  
 RAPID CITY, SD

PGM YEAR: 2005 OBJECTIVE: CREATE SUITABLE LIVING ENVIRONMENTS  
 PROJECT: 0006 - CASA - 7TH CIRCUIT COURT OUTCOME: SUSTAINABILITY  
 ACTIVITY: 233 - CASA ADVOCATES FOR CHILDREN MATRIX CODE: 05D REG CITATION: 570.201(E) NATIONAL OBJ: LMC  
 STATUS: COMPLETED 05-20-06

LOCATION: 2650 JACKSON BLVD. DESCRIPTION: FUNDS WILL BE USED TO RECRUIT, TRAIN AND SUPERVISE ADDITIONAL  
 RAPID CITY, SD 57701 VOLUNTEERS TO PROVIDE LEGAL ADVOCACY FOR CHILDREN WILL ALSO SUPPORT PROGRAM  
 DELIVERY COSTS FOR SALARIES

FINANCING:	INITIAL FUNDING DATE:	ACTIVITY ESTIMATE:	FUNDED AMOUNT:	UNLIQ OBLIGATIONS:	DRAWN THRU PGM YR:	DRAWN IN PGM YR:	WHITE:	BLACK/AFRICAN AMERICAN:	ASIAN:	AMERICAN INDIAN/ALASKAN NATIVE:	NATIVE HAWAIIAN/OTHER PACIFIC ISLANDER:	AMERICAN INDIAN/ALASKAN NATIVE & WHITE:	ASIAN & WHITE:	BLACK/AFRICAN AMERICAN & WHITE:	AM. INDIAN/ALASKAN NATIVE & BLACK/AFRICAN AM:	OTHER MULTI-RACIAL:	TOTAL #	#HISPANIC	
	08-12-05	5,000.00	5,000.00	0.00	5,000.00	0.00	297	8	0	378	0	0	0	0	0	0	0	0	0

NUMBER OF PERSONS ASSISTED

TOT EXTREMELY LOW:	TOT LOW:	TOT MOD:	TOT NON LOW MOD:	TOTAL:
683	0	0	0	683
TOTAL:	683			683

PERCENT LOW / MOD: 100.00

TOTAL FEMALE HEADED: 0

ACCOMPLISHMENTS BY YEAR:

REPORT YEAR	PROPOSED TYPE	PROPOSED UNITS	ACTUAL TYPE	ACTUAL UNITS
2005	01 - PEOPLE (GENERAL)	50	01 - PEOPLE (GENERAL)	683
2006	01 - PEOPLE (GENERAL)	0	01 - PEOPLE (GENERAL)	0
TOTAL:		50		683

ACCOMPLISHMENT NARRATIVE: PROGRAM COMPLETED IN FY 2005 AND CLOSED.

EXTENDED ACTIVITY NARRATIVE:

\*\*\*\*\*  
 PGM YEAR: 2005 OBJECTIVE: CREATE SUITABLE LIVING ENVIRONMENTS  
 PROJECT: 0007 - CATHOLIC SOCIAL SERVICES OUTCOME: SUSTAINABILITY  
 ACTIVITY: 234 - COUNSELING SERVICES FOR YOUTH MATRIX CODE: 05D REG CITATION: 570.201(E) NATIONAL OBJ: LMC  
 STATUS: COMPLETED 05-05-07  
 IDIS - C04PR03 U.S. DEPARTMENT OF HOUSING AND URBAN DEVELOPMENT DATE: 06-06-07  
 OFFICE OF COMMUNITY PLANNING AND DEVELOPMENT TIME: 17:36  
 INTEGRATED DISBURSEMENT AND INFORMATION SYSTEM PAGE: 34  
 CDBG ACTIVITY SUMMARY REPORT (GPR) FOR PROGRAM YEAR 2006  
 04-01-2006 TO 03-31-2007  
 RAPID CITY, SD

LOCATION: 918 FIFTH STREET DESCRIPTION: FUNDS WILL PROVIDE SALARIES FOR COUNSELORS WORKING WITH YOUTH AT THE  
 RAPID CITY, SD 57701 JUVENILE SERVICE CENTER.

FINANCING:	INITIAL FUNDING DATE:	WHITE:	TOTAL #	#HISPANIC
	08-12-05		45	0



ACTIVITY ESTIMATE: 14,537.00  
 FUNDED AMOUNT: 14,537.00  
 UNLIQ OBLIGATIONS: 0.00  
 DRAWN THRU PGM YR: 14,537.00  
 DRAWN IN PGM YR: 1,887.00

BLACK/AFRICAN AMERICAN: 2 0  
 ASIAN: 0 0  
 AMERICAN INDIAN/ALASKAN NATIVE: 344 0  
 NATIVE HAWAIIAN/OTHER PACIFIC ISLANDER: 0 0  
 AMERICAN INDIAN/ALASKAN NATIVE & WHITE: 0 0  
 ASIAN & WHITE: 0 0  
 BLACK/AFRICAN AMERICAN & WHITE: 0 0  
 AM.INDIAN/ALASKAN NATIVE & BLACK/AFRICAN AM: 0 0  
 OTHER MULTI-RACIAL: 0 0

NUMBER OF PERSONS ASSISTED:  
 TOTAL  
 TOT EXTREMELY LOW: 108  
 TOT LOW: 168  
 TOT MOD: 115  
 TOT NON LOW MOD: 0  
 TOTAL: 391  
 PERCENT LOW / MOD: 100.00  
 TOTAL FEMALE HEADED: 0

TOTAL: 391 0

ACCOMPLISHMENTS BY YEAR:

REPORT YEAR	PROPOSED TYPE	PROPOSED UNITS	ACTUAL TYPE	ACTUAL UNITS
2005	01 - PEOPLE (GENERAL)	600	01 - PEOPLE (GENERAL)	391
2006	01 - PEOPLE (GENERAL)	0	01 - PEOPLE (GENERAL)	0
2007	01 - PEOPLE (GENERAL)	0	01 - PEOPLE (GENERAL)	0
TOTAL:		600		391

ACCOMPLISHMENT NARRATIVE: ALL GRANT FUNDS EXPENDED IN FY 2005. GRANT CLOSED.

EXTENDED ACTIVITY NARRATIVE: \*\*\*\*\*

PGM YEAR: 2005  
 PROJECT: 0008 - LUTHERAN SOCIAL SERVICES - STEPPING STONES PROGRAM  
 ACTIVITY: 235 - STEPPING STONES PROGRAM  
 STATUS: COMPLETED 06-01-07  
 OBJECTIVE: CREATE SUITABLE LIVING ENVIRONMENTS  
 OUTCOME: SUSTAINABILITY  
 MATRIX CODE: 05D REG CITATION: 570.201(E) NATIONAL OBJ: LMC

LOCATION: 304 & 306 ANAMOSA ST. RAPID CITY, SD 57701  
 IDIS - C04PR03  
 DESCRIPTION: HOMELESS YOUTH GET HELP & A NEW START WITH AN APARTMENT, JOBOR SCHOOL BY SUPPLYING BASIC SUPPLY OF FOOD STAPLES, WORK CLOTHES FOR A WEEK FOR A JOB, COST OF ID OR SCHOOL SUPPLIES.  
 U.S. DEPARTMENT OF HOUSING AND URBAN DEVELOPMENT  
 OFFICE OF COMMUNITY PLANNING AND DEVELOPMENT  
 INTEGRATED DISBURSEMENT AND INFORMATION SYSTEM  
 CDBG ACTIVITY SUMMARY REPORT (GPR) FOR PROGRAM YEAR 2006  
 04-01-2006 TO 03-31-2007  
 RAPID CITY, SD  
 DATE: 06-06-07  
 TIME: 17:36  
 PAGE: 35

FINANCING:	INITIAL FUNDING DATE:	ACTIVITY ESTIMATE:	FUNDED AMOUNT:	UNLIQ OBLIGATIONS:	DRAWN THRU PGM YR:	DRAWN IN PGM YR:	WHITE:	BLACK/AFRICAN AMERICAN:	ASIAN:	AMERICAN INDIAN/ALASKAN NATIVE:	NATIVE HAWAIIAN/OTHER PACIFIC ISLANDER:	AMERICAN INDIAN/ALASKAN NATIVE & WHITE:	ASIAN & WHITE:	BLACK/AFRICAN AMERICAN & WHITE:	AM.INDIAN/ALASKAN NATIVE & BLACK/AFRICAN AM:	OTHER MULTI-RACIAL:	TOTAL #	#HISPANIC
	08-12-05	3,760.00	3,760.00	3,185.97	3,634.43	3,060.40	31	6	0	30	0	11	0	0	0	0	78	2

NUMBER OF PERSONS ASSISTED:  
 TOTAL  
 TOT EXTREMELY LOW: 76  
 TOT LOW: 2  
 TOT MOD: 0  
 TOT NON LOW MOD: 0  
 TOTAL: 78  
 PERCENT LOW / MOD: 100.00  
 TOTAL FEMALE HEADED: 0

TOTAL: 78 2

ACCOMPLISHMENTS BY YEAR:

REPORT YEAR	PROPOSED TYPE	PROPOSED UNITS	ACTUAL TYPE	ACTUAL UNITS
2005	01 - PEOPLE (GENERAL)	100	01 - PEOPLE (GENERAL)	20
2006	01 - PEOPLE (GENERAL)	0	01 - PEOPLE (GENERAL)	58
2007	01 - PEOPLE (GENERAL)	0	01 - PEOPLE (GENERAL)	0
TOTAL:		100		78

ACCOMPLISHMENT NARRATIVE: YOUTH PROVIDED WITH ASSISTANCE IN OBTAINING IDENTIFICATION FOR WORK = 33;  
 YOUTH ASSISTED WITH FOOD PURCHASES TO SET UP FIRST APARTMENT= 22;  
 YOUTH ASSISTED WITH PURCHASE OF WORK APPROPRIATE CLOTHING FOR JOB

INTERVIEWS AND FIRST EMPLOYMENT = 32;  
 YOUTH ASSISTED WITH PURCHASE OF SCHOOL SUPPLIES = 0

EXTENDED ACTIVITY NARRATIVE: \*\*\*\*\*

PGM YEAR: 2005 OBJECTIVE: CREATE SUITABLE LIVING ENVIRONMENTS  
 PROJECT: 0009 - SALVATION ARMY OUTCOME: SUSTAINABILITY  
 ACTIVITY: 236 - RENT & UTILITY ASSISTANCE PROGRAM MATRIX CODE: 05 REG CITATION: 570.201(E) NATIONAL OBJ: LMC  
 STATUS: COMPLETED 05-31-06

LOCATION: 405 NORTH CHERRY AVE. DESCRIPTION: FUNDS ARE PROVIDED TO LOW INCOME CLIENTS TO COVER PAST DUE RENT, RENT DEPOSITS  
 IDIS - C04PR03 U.S. DEPARTMENT OF HOUSING AND URBAN DEVELOPMENT DATE: 06-06-07  
 OFFICE OF COMMUNITY PLANNING AND DEVELOPMENT TIME: 17:36  
 INTEGRATED DISBURSEMENT AND INFORMATION SYSTEM PAGE: 36  
 CDBG ACTIVITY SUMMARY REPORT (GPR) FOR PROGRAM YEAR 2006  
 04-01-2006 TO 03-31-2007  
 RAPID CITY, SD

RAPID CITY,SD 57701 OR UTILITY BILLS TO PREVENT HOMELESS- NESS.  
 FINANCING: TOTAL # #HISPANIC  
 INITIAL FUNDING DATE: 08-12-05 WHITE: 97 5  
 ACTIVITY ESTIMATE: 35,779.00 BLACK/AFRICAN AMERICAN: 4 1  
 FUNDED AMOUNT: 35,779.00 ASIAN: 1 0  
 UNLIQ OBLIGATIONS: 3,990.73 AMERICAN INDIAN/ALASKAN NATIVE: 105 2  
 DRAWN THRU PGM YR: 35,779.00 NATIVE HAWAIIAN/OTHER PACIFIC ISLANDER: 0 0  
 DRAWN IN PGM YR: 3,990.73 AMERICAN INDIAN/ALASKAN NATIVE & WHITE: 2 1  
 ASIAN & WHITE: 0 0  
 NUMBER OF PERSONS ASSISTED: BLACK/AFRICAN AMERICAN & WHITE: 1 0  
 TOTAL AM.INDIAN/ALASKAN NATIVE & BLACK/AFRICAN AM: 1 0  
 TOT EXTREMELY LOW: 136 OTHER MULTI-RACIAL: 3 0  
 TOT LOW: 64  
 TOT MOD: 14  
 TOT NON LOW MOD: 0 TOTAL: 214 9  
 TOTAL: 214  
 PERCENT LOW / MOD: 100.00  
 TOTAL FEMALE HEADED: 60

ACCOMPLISHMENTS BY YEAR:  
 REPORT YEAR PROPOSED TYPE PROPOSED UNITS ACTUAL TYPE ACTUAL UNITS  
 2005 01 - PEOPLE (GENERAL) 144 01 - PEOPLE (GENERAL) 214  
 2006 01 - PEOPLE (GENERAL) 0 01 - PEOPLE (GENERAL) 0  
 TOTAL: 144 214

ACCOMPLISHMENT NARRATIVE: ALL FUNDS EXPENDED IN PROGRAM YEAR 2005. GRANT CLOSED.

EXTENDED ACTIVITY NARRATIVE: \*\*\*\*\*

PGM YEAR: 2005 OBJECTIVE: OBJECTIVE NOT SPECIFIED IN ACTIVITY PATH  
 PROJECT: 0010 - YMCA OF RAPID CITY OUTCOME: OUTCOME NOT SPECIFIED IN ACTIVITY PATH  
 ACTIVITY: 237 - STAR VILLAGE PROGRAM MATRIX CODE: 05D REG CITATION: 570.201(E) NATIONAL OBJ: LMC  
 STATUS: COMPLETED 05-31-06

LOCATION: 27 SIGNAL DRIVE DESCRIPTION: FUNDS WILL BE USED TO PROVIDE PROGRAM DELIVERY COSTS FOR THESTAR VILLAGE  
 RAPID CITY,SD 57701 OUTREACH CENTER'S AFTER SCHOOL AND SUMMER DROP-IN PROGRAM FOR AT-RISK CHILDREN  
 AND TEENS IN THE COMMUNITY.  
 FINANCING: TOTAL # #HISPANIC  
 INITIAL FUNDING DATE: 08-12-05 WHITE: 23 0  
 ACTIVITY ESTIMATE: 14,869.00 BLACK/AFRICAN AMERICAN: 17 0  
 IDIS - C04PR03 U.S. DEPARTMENT OF HOUSING AND URBAN DEVELOPMENT DATE: 06-06-07  
 OFFICE OF COMMUNITY PLANNING AND DEVELOPMENT TIME: 17:36  
 INTEGRATED DISBURSEMENT AND INFORMATION SYSTEM PAGE: 37  
 CDBG ACTIVITY SUMMARY REPORT (GPR) FOR PROGRAM YEAR 2006  
 04-01-2006 TO 03-31-2007  
 RAPID CITY, SD

FUNDED AMOUNT: 14,869.00 ASIAN: 2 0  
 UNLIQ OBLIGATIONS: 2,795.87 AMERICAN INDIAN/ALASKAN NATIVE: 496 4  
 DRAWN THRU PGM YR: 14,869.00 NATIVE HAWAIIAN/OTHER PACIFIC ISLANDER: 1 0  
 DRAWN IN PGM YR: 1,778.96 AMERICAN INDIAN/ALASKAN NATIVE & WHITE: 29 0  
 ASIAN & WHITE: 2 0  
 NUMBER OF PERSONS ASSISTED: BLACK/AFRICAN AMERICAN & WHITE: 25 0  
 TOTAL AM.INDIAN/ALASKAN NATIVE & BLACK/AFRICAN AM: 1 0

TOT EXTREMELY LOW:	541	OTHER MULTI-RACIAL:	0	0
TOT LOW:	54			
TOT MOD:	1			
TOT NON LOW MOD:	0	TOTAL:	596	4
TOTAL:	596			
PERCENT LOW / MOD:	100.00			
TOTAL FEMALE HEADED:	0			

REPORT YEAR	PROPOSED TYPE	PROPOSED UNITS	ACTUAL TYPE	ACTUAL UNITS
2005	01 - PEOPLE (GENERAL)	150	01 - PEOPLE (GENERAL)	596
2006	01 - PEOPLE (GENERAL)	0	01 - PEOPLE (GENERAL)	0
TOTAL:		150		596

ACCOMPLISHMENT NARRATIVE: FINAL DRAW SUBMITTED IN MAY 2006.

EXTENDED ACTIVITY NARRATIVE: \*\*\*\*\*

PGM YEAR: 2005  
 PROJECT: 0011 - YOUTH AND FAMILY SERVICES (YFS)  
 ACTIVITY: 238 - COUNSELING AND CRISIS HOTLINE PROGRAMS  
 STATUS: COMPLETED 05-31-06

OBJECTIVE: CREATE SUITABLE LIVING ENVIRONMENTS  
 OUTCOME: SUSTAINABILITY  
 MATRIX CODE: 05D REG CITATION: 570.201(E) NATIONAL OBJ: LMC

LOCATION: 202 E. ADAMS ST.  
 RAPID CITY, SD 57701

DESCRIPTION:  
 FUNDS WILL BE USED TO SUPPORT A COUNSELOR TO PROVIDE INTER-VENTION AND COUNSELING SERVICES FOR LOW-INCOME RESIDENTS AND TRAIN VOLUNTEERS FOR THE 24-HOUR CRISIS HOTLINE.

FINANCING:		TOTAL #	#HISPANIC
INITIAL FUNDING DATE:	08-12-05	1,190	96
ACTIVITY ESTIMATE:	15,405.00	0	0
FUNDED AMOUNT:	15,405.00	8	0
UNLIQ OBLIGATIONS:	2,567.50	292	28
DRAWN THRU PGM YR:	15,405.00	2	0
DRAWN IN PGM YR:	1,283.75	24	0

U.S. DEPARTMENT OF HOUSING AND URBAN DEVELOPMENT  
 OFFICE OF COMMUNITY PLANNING AND DEVELOPMENT  
 INTEGRATED DISBURSEMENT AND INFORMATION SYSTEM  
 CDBG ACTIVITY SUMMARY REPORT (GPR) FOR PROGRAM YEAR 2006  
 04-01-2006 TO 03-31-2007  
 RAPID CITY, SD

DATE: 06-06-07  
 TIME: 17:36  
 PAGE: 38

NUMBER OF PERSONS ASSISTED:	TOTAL	ASIAN & WHITE:	8	0
TOT EXTREMELY LOW:	1,279	BLACK/AFRICAN AMERICAN & WHITE:	119	0
TOT LOW:	188	AM. INDIAN/ALASKAN NATIVE & BLACK/AFRICAN AM:	114	0
TOT MOD:	117	OTHER MULTI-RACIAL:	0	0
TOT NON LOW MOD:	173	TOTAL:	1,757	124
TOTAL:	1,757			
PERCENT LOW / MOD:	90.10			
TOTAL FEMALE HEADED:	505			

REPORT YEAR	PROPOSED TYPE	PROPOSED UNITS	ACTUAL TYPE	ACTUAL UNITS
2005	01 - PEOPLE (GENERAL)	640	01 - PEOPLE (GENERAL)	1,757
2006	01 - PEOPLE (GENERAL)	0	01 - PEOPLE (GENERAL)	0
TOTAL:		640		1,757

ACCOMPLISHMENT NARRATIVE: PROGRAM COMPLETED IN FY 2005 AND CLOSED OUT. LAST DRAWDOWN PROCESSED AFTER CLOSE OF YEAR

EXTENDED ACTIVITY NARRATIVE: \*\*\*\*\*

PGM YEAR: 2005  
 PROJECT: 0012 - PROGRAM ADMINISTRATION  
 ACTIVITY: 239 - ADMINISTRATION OF CDBG PROGRAM  
 STATUS: UNDERWAY

OBJECTIVE: OBJECTIVE/OUTCOME NOT NECESSARY  
 OUTCOME: FOR PLANNING/ADMIN ACTIVITIES  
 MATRIX CODE: 21A REG CITATION: 570.206 NATIONAL OBJ:

LOCATION: 300 SIXTH STREET  
 RAPID CITY, SD 57701

DESCRIPTION:  
 FUNDS WILL COVER EXPENSE OF ADMINISTERING THE CDBG PROGRAM FOR THE CITY OF RAPID CITY.

FINANCING:			TOTAL #	#HISPANIC	
INITIAL FUNDING DATE:	08-12-05	WHITE:	0	0	
ACTIVITY ESTIMATE:	119,133.00	BLACK/AFRICAN AMERICAN:	0	0	
FUNDED AMOUNT:	119,133.00	ASIAN:	0	0	
UNLIQ OBLIGATIONS:	119,133.00	AMERICAN INDIAN/ALASKAN NATIVE:	0	0	
DRAWN THRU PGM YR:	60,626.95	NATIVE HAWAIIAN/OTHER PACIFIC ISLANDER:	0	0	
DRAWN IN PGM YR:	60,626.95	AMERICAN INDIAN/ALASKAN NATIVE & WHITE:	0	0	
		ASIAN & WHITE:	0	0	
NUMBER OF ASSISTED:		BLACK/AFRICAN AMERICAN & WHITE:	0	0	
	TOTAL	AM. INDIAN/ALASKAN NATIVE & BLACK/AFRICAN AM:	0	0	
TOT EXTREMELY LOW:	0	OTHER MULTI-RACIAL:	0	0	
IDIS - C04PR03		U.S. DEPARTMENT OF HOUSING AND URBAN DEVELOPMENT			DATE: 06-06-07
		OFFICE OF COMMUNITY PLANNING AND DEVELOPMENT			TIME: 17:36
		INTEGRATED DISBURSEMENT AND INFORMATION SYSTEM			PAGE: 39
		CDBG ACTIVITY SUMMARY REPORT (GPR) FOR PROGRAM YEAR 2006			
		04-01-2006 TO 03-31-2007			
		RAPID CITY, SD			

TOT LOW:	0			
TOT MOD:	0			
TOT NON LOW MOD:	0	TOTAL:	0	0
TOTAL:	0			
PERCENT LOW / MOD:	0.00			
TOTAL FEMALE HEADED:	0			

ACCOMPLISHMENTS BY YEAR:				
REPORT YEAR	PROPOSED TYPE	PROPOSED UNITS	ACTUAL TYPE	ACTUAL UNITS
2005		0		0
TOTAL:		0		0

ACCOMPLISHMENT NARRATIVE: \*\*\*\*\*  
 EXTENDED ACTIVITY NARRATIVE: \*\*\*\*\*

PGM YEAR. 2006  
 PROJECT: 0001 - RAPID CITY COMMUNITY DEVELOPMENT CORPORATION  
 ACTIVITY. 242 - ASSISTANCE LOANS - DOWN PYMT/CLOS COST MATRIX CODE: 13  
 STATUS: FUNDS BUDGETED  
 LOCATION: 111 ST. JOSEPH ST  
 RAPID CITY, SD 57701  
 DESCRIPTION: 0% INTEREST ASSISTANCE LOANS FOR DOWN PAYMENT AND CLOSING COSTS FOR LOW-TO-MODERATE INCOME HOME BUYERS.  
 OBJECTIVE: PROVIDE DECENT AFFORDABLE HOUSING  
 OUTCOME: AFFORDABILITY  
 REG CITATION: 570.201(N) NATIONAL OBJ: LMH

FINANCING:			TOTAL #	#HISPANIC
INITIAL FUNDING DATE:	07-11-06	WHITE:	0	0
ACTIVITY ESTIMATE:	68,000.00	BLACK/AFRICAN AMERICAN:	0	0
FUNDED AMOUNT:	68,000.00	ASIAN:	0	0
UNLIQ OBLIGATIONS:	0.00	AMERICAN INDIAN/ALASKAN NATIVE:	0	0
DRAWN THRU PGM YR:	0.00	NATIVE HAWAIIAN/OTHER PACIFIC ISLANDER:	0	0
DRAWN IN PGM YR:	0.00	AMERICAN INDIAN/ALASKAN NATIVE & WHITE:	0	0
		ASIAN & WHITE:	0	0
NUMBER OF HOUSEHOLDS ASSISTED:		BLACK/AFRICAN AMERICAN & WHITE:	0	0
	OWNER RENTER	TOTAL AM. INDIAN/ALASKAN NATIVE & BLACK/AFRICAN AM:	0	0
TOT EXTREMELY LOW:	0 0	OTHER MULTI-RACIAL:	0	0
TOT LOW:	0 0		0	0
TOT MOD:	0 0		0	0
TOT NON LOW MOD:	0 0	0 TOTAL.	0	0

IDIS - C04PR03  
 U.S. DEPARTMENT OF HOUSING AND URBAN DEVELOPMENT  
 OFFICE OF COMMUNITY PLANNING AND DEVELOPMENT  
 INTEGRATED DISBURSEMENT AND INFORMATION SYSTEM  
 CDBG ACTIVITY SUMMARY REPORT (GPR) FOR PROGRAM YEAR 2006  
 04-01-2006 TO 03-31-2007  
 RAPID CITY, SD  
 DATE: 06-06-07  
 TIME: 17:36  
 PAGE: 40

TOTAL:	0	0	0
PERCENT LOW / MOD:	0.00	0.00	0.00
TOTAL FEMALE HEADED:	0		

ACCOMPLISHMENTS BY YEAR:			
REPORT YEAR	PROPOSED TYPE	PROPOSED UNITS	ACTUAL TYPE
2006	04 - HOUSEHOLDS (GENERAL)	8	04 - HOUSEHOLDS (GENERAL)
			ACTUAL UNITS
			0

TOTAL: 8 0

ACCOMPLISHMENT NARRATIVE: 09/06 NO CLOSINGS; 1 BORROWER APPROVED AWAITING COMPLETION OF HOME. 3 APPLICANTS IN APPROVAL PROCESS.

EXTENDED ACTIVITY NARRATIVE \*\*\*\*\*

PGM YEAR: 2006 OBJECTIVE: PROVIDE DECENT AFFORDABLE HOUSING  
 PROJECT: 0001 - RAPID CITY COMMUNITY DEVELOPMENT CORPORATION OUTCOME: AFFORDABILITY  
 ACTIVITY: 243 - PROGRAM DELIVERY COSTS MATRIX CODE: 13 REG CITATION: 570.201(N) NATIONAL OBJ: LMH  
 STATUS: FUNDS BUDGETED

LOCATION: 111 ST JOSEPH ST. DESCRIPTION: PROGRAM DELIVERY COSTS FOR PROVISION OF PROGRAM AND SERVICES  
 RAPID CITY, SD 57701

FINANCING:		TOTAL #	#HISPANIC
INITIAL FUNDING DATE:	07-11-06	WHITE:	0
ACTIVITY ESTIMATE:	12,000.00	BLACK/AFRICAN AMERICAN:	0
FUNDED AMOUNT:	12,000.00	ASIAN:	0
UNLIQ OBLIGATIONS:	0.00	AMERICAN INDIAN/ALASKAN NATIVE:	0
DRAWN THRU PGM YR:	0.00	NATIVE HAWAIIAN/OTHER PACIFIC ISLANDER:	0
DRAWN IN PGM YR:	0.00	AMERICAN INDIAN/ALASKAN NATIVE & WHITE:	0
		ASIAN & WHITE:	0
		BLACK/AFRICAN AMERICAN & WHITE:	0
NUMBER OF HOUSEHOLDS ASSISTED:		TOTAL AM. INDIAN/ALASKAN NATIVE & BLACK/AFRICAN AM:	0
		OTHER MULTI-RACIAL:	0
TOT EXTREMELY LOW:	0	TOTAL:	0
TOT LOW:	0		
TOT MOD:	0		
TOT NON LOW MOD:	0		
TOTAL:	0		

IDIS - C04PR03 U.S. DEPARTMENT OF HOUSING AND URBAN DEVELOPMENT DATE: 06-06-07  
 OFFICE OF COMMUNITY PLANNING AND DEVELOPMENT TIME: 17:36  
 INTEGRATED DISBURSEMENT AND INFORMATION SYSTEM PAGE: 41  
 CDBG ACTIVITY SUMMARY REPORT (GPR) FOR PROGRAM YEAR 2006  
 04-01-2006 TO 03-31-2007  
 RAPID CITY, SD

PERCENT LOW / MOD: 0.00 0.00 0.00  
 TOTAL FEMALE HEADED: 0

REPORT YEAR	PROPOSED TYPE	PROPOSED UNITS	ACTUAL TYPE	ACTUAL UNITS
2006		0		0
TOTAL:		0		0

ACCOMPLISHMENT NARRATIVE \*\*\*\*\*

EXTENDED ACTIVITY NARRATIVE \*\*\*\*\*

PGM YEAR: 2006 OBJECTIVE: PROVIDE DECENT AFFORDABLE HOUSING  
 PROJECT: 0002 - RAPID CITY NEIGHBORHOOD RESTORATION PROGRAM OUTCOME: SUSTAINABILITY  
 ACTIVITY: 244 - OWNER OCCUPIED REHAB PROGRAM MATRIX CODE: 14A REG CITATION: 570.202 NATIONAL OBJ: LMH  
 STATUS: FUNDS BUDGETED

LOCATION: 300 SIXTH STREET DESCRIPTION: PROVIDE REHAB TO ADDRESS ENERGY EFFICIENCY, SAFETY, HEALTH, STRUCTURAL OR  
 RAPID CITY, SD 57701 HANDICAP ACCESSIBILITY ISSUES ON OWNER OCCUPIED HOMES OF LOW-TO MODERATE INCOME HOMEOWNERS

FINANCING:		TOTAL #	#HISPANIC
INITIAL FUNDING DATE:	07-11-06	WHITE:	0
ACTIVITY ESTIMATE:	192.00	BLACK/AFRICAN AMERICAN:	0
FUNDED AMOUNT:	192.00	ASIAN:	0
UNLIQ OBLIGATIONS:	0.00	AMERICAN INDIAN/ALASKAN NATIVE:	0
DRAWN THRU PGM YR:	0.00	NATIVE HAWAIIAN/OTHER PACIFIC ISLANDER:	0
DRAWN IN PGM YR:	0.00	AMERICAN INDIAN/ALASKAN NATIVE & WHITE:	0
		ASIAN & WHITE:	0
		BLACK/AFRICAN AMERICAN & WHITE:	0
NUMBER OF HOUSEHOLDS ASSISTED:		TOTAL AM. INDIAN/ALASKAN NATIVE & BLACK/AFRICAN AM:	0
		OTHER MULTI-RACIAL:	0
TOT EXTREMELY LOW:	0	TOTAL:	0

TOT LOW:	0	0	0	0	0
TOT MOD:	0	0	0		
TOT NON LOW MOD:	0	0	0	TOTAL:	0
TOTAL:	0	0	0		0
PERCENT LOW / MOD:	0.00	0.00	0.00		

IDIS - C04PR03

U.S. DEPARTMENT OF HOUSING AND URBAN DEVELOPMENT  
OFFICE OF COMMUNITY PLANNING AND DEVELOPMENT  
INTEGRATED DISBURSEMENT AND INFORMATION SYSTEM  
CDBG ACTIVITY SUMMARY REPORT (GPR) FOR PROGRAM YEAR 2006  
04-01-2006 TO 03-31-2007  
RAPID CITY, SD

DATE: 06-06-07  
TIME: 17:36  
PAGE: 42

TOTAL FEMALE HEADED: 0

ACCOMPLISHMENTS BY YEAR:				
REPORT YEAR	PROPOSED TYPE	PROPOSED UNITS	ACTUAL TYPE	ACTUAL UNITS
2006	10 - HOUSING UNITS	10	10 - HOUSING UNITS	0
TOTAL:		10		0

ACCOMPLISHMENT NARRATIVE: \*\*\*\*\*  
EXTENDED ACTIVITY NARRATIVE: \*\*\*\*\*

PGM YEAR: 2006

PROJECT: 0003 - WEST RIVER FOUNDATION REHAB PROJECT

ACTIVITY: 246 - ACQUISITION OF PROPERTY FOR REHAB

STATUS: UNDERWAY

LOCATION: CITYWIDE  
RAPID CITY, SD 57701

DESCRIPTION: REHABILITATION OF EXISTING HOMES AND RESALE TO LOW-TO-MODERATE INCOME HOUSEHOLDS

OBJECTIVE: PROVIDE DECENT AFFORDABLE HOUSING  
OUTCOME: SUSTAINABILITY

MATRIX CODE: 14G REG CITATION: 570.202 NATIONAL OBJ: LMH

FINANCING:		TOTAL #	#HISPANIC
INITIAL FUNDING DATE: 07-11-06	WHITE:	0	0
ACTIVITY ESTIMATE: 63,750.00	BLACK/AFRICAN AMERICAN:	0	0
FUNDED AMOUNT: 63,750.00	ASIAN:	0	0
UNLIQ OBLIGATIONS: 0.00	AMERICAN INDIAN/ALASKAN NATIVE:	0	0
DRAWN THRU PGM YR: 15,000.00	NATIVE HAWAIIAN/OTHER PACIFIC ISLANDER:	0	0
DRAWN IN PGM YR: 15,000.00	AMERICAN INDIAN/ALASKAN NATIVE & WHITE:	0	0
	ASIAN & WHITE:	0	0
	BLACK/AFRICAN AMERICAN & WHITE:	0	0
	AM. INDIAN/ALASKAN NATIVE & BLACK/AFRICAN AM:	0	0
	OTHER MULTI-RACIAL:	0	0

NUMBER OF HOUSEHOLDS ASSISTED:		TOTAL:		
OWNER	RENTER			
TOT EXTREMELY LOW: 0	0	0	0	0
TOT LOW: 0	0	0	0	0
TOT MOD: 0	0	0	0	0
TOT NON LOW MOD: 0	0	0	TOTAL:	0
TOTAL: 0	0	0		0
PERCENT LOW / MOD: 0.00	0.00	0.00		

TOTAL FEMALE HEADED: 0

IDIS - C04PR03

U.S. DEPARTMENT OF HOUSING AND URBAN DEVELOPMENT  
OFFICE OF COMMUNITY PLANNING AND DEVELOPMENT  
INTEGRATED DISBURSEMENT AND INFORMATION SYSTEM  
CDBG ACTIVITY SUMMARY REPORT (GPR) FOR PROGRAM YEAR 2006  
04-01-2006 TO 03-31-2007  
RAPID CITY, SD

DATE: 06-06-07  
TIME: 17:36  
PAGE: 43

ACCOMPLISHMENTS BY YEAR:				
REPORT YEAR	PROPOSED TYPE	PROPOSED UNITS	ACTUAL TYPE	ACTUAL UNITS
2006	10 - HOUSING UNITS	5	10 - HOUSING UNITS	0
TOTAL:		5		0

ACCOMPLISHMENT NARRATIVE: 08/06 PROPERTY PURCHASED 714 N. MAPLE; REHAB NOT BEGUN.  
EXTENDED ACTIVITY NARRATIVE: \*\*\*\*\*

PGM YEAR: 2006  
 PROJECT: 0003 - WEST RIVER FOUNDATION REHAB PROJECT  
 ACTIVITY: 247 - PROGRAM DELIVERY COSTS  
 STATUS: FUNDS BUDGETED

OBJECTIVE: PROVIDE DECENT AFFORDABLE HOUSING  
 OUTCOME: SUSTAINABILITY  
 MATRIX CODE: 14G REG CITATION: 570.202 NATIONAL OBJ: LMH

LOCATION: 525 UNIVERSITY LOOP, STE. 102  
 RAPID CITY, SD 57701

DESCRIPTION: PROGRAM DELIVERY COSTS ASSOCIATED WITH PROVIDING THE REHAB PROGRAM

FINANCING:		TOTAL #	#HISPANIC
INITIAL FUNDING DATE:	07-11-06	0	0
ACTIVITY ESTIMATE:	11,250.00	0	0
FUNDED AMOUNT:	11,250.00	0	0
UNLIQ OBLIGATIONS:	0.00	0	0
DRAWN THRU PGM YR:	0.00	0	0
DRAWN IN PGM YR:	0.00	0	0
NUMBER OF ASSISTED:			
TOT EXTREMELY LOW:	0	0	0
TOT LOW:	0	0	0
TOT MOD:	0	0	0
TOT NON LOW MOD:	0	0	0
TOTAL:	0	0	0
PERCENT LOW / MOD:	0.00		
TOTAL FEMALE HEADED:	0		

ACCOMPLISHMENTS BY YEAR:		PROPOSED UNITS	ACTUAL TYPE	ACTUAL UNITS
REPORT YEAR	PROPOSED TYPE			
2006	10 - HOUSING UNITS	5	10 - HOUSING UNITS	0
TOTAL:		5		0

IDIS - C04PR03

U.S. DEPARTMENT OF HOUSING AND URBAN DEVELOPMENT  
 OFFICE OF COMMUNITY PLANNING AND DEVELOPMENT  
 INTEGRATED DISBURSEMENT AND INFORMATION SYSTEM  
 CDBG ACTIVITY SUMMARY REPORT (GPR) FOR PROGRAM YEAR 2006  
 04-01-2006 TO 03-31-2007  
 RAPID CITY, SD

DATE: 06-06-07  
 TIME: 17:36  
 PAGE: 44

ACCOMPLISHMENT NARRATIVE: \*\*\*\*\*  
 EXTENDED ACTIVITY NARRATIVE: \*\*\*\*\*

PGM YEAR: 2006  
 PROJECT: 0004 - BETHEL ASSEMBLY OF GOD  
 ACTIVITY: 248 - NORTH RAPID YOUTH CENTER  
 STATUS: UNDERWAY

OBJECTIVE: CREATE SUITABLE LIVING ENVIRONMENTS  
 OUTCOME: AVAILABILITY/ACCESSIBILITY  
 MATRIX CODE: 03E REG CITATION: 570.201(C) NATIONAL OBJ: LMA

LOCATION: 1202 N. MAPLE AVE.  
 RAPID CITY, SD 57701

DESCRIPTION: CONSTRUCTION OF 88 FT X 100 FT MULTI PURPOSE RECREATIONAL FACILITY THAT WILL INCLUDE A FULL SIZE BASKETBALL COURT TO PROVIDE PROGRAMS FOR YOUTH OF NORTH RAPID CITY

FINANCING:		TOTAL #	#HISPANIC
INITIAL FUNDING DATE:	07-11-06	0	0
ACTIVITY ESTIMATE:	25,000.00	0	0
FUNDED AMOUNT:	25,000.00	0	0
UNLIQ OBLIGATIONS:	0.00	0	0
DRAWN THRU PGM YR:	25,000.00	0	0
DRAWN IN PGM YR:	25,000.00	0	0
NUMBER OF ASSISTED:			
TOT EXTREMELY LOW:	0	0	0
TOT LOW:	0	0	0
TOT MOD:	0	0	0
TOT NON LOW MOD:	0	0	0
TOTAL:	0	0	0
PERCENT LOW / MOD:	0.00		
TOTAL FEMALE HEADED:	0		

ACCOMPLISHMENTS BY YEAR:		PROPOSED UNITS	ACTUAL TYPE	ACTUAL UNITS
REPORT YEAR	PROPOSED TYPE			
2006	11 - PUBLIC FACILITIES	1	11 - PUBLIC FACILITIES	0
TOTAL:		1		0

CENSUS TRACT PERCENT LOW / MOD: 60.40

ACCOMPLISHMENT NARRATIVE: 9/06 AWAITING COMPLETION OF ENV. REVIEW. 11/01/06 ERR COMPLETED.  
 11/06 CONSTRUCTION STARTED  
 3/30/07 PROJECT APPROXIMATELY 50% COMPLETE.

EXTENDED ACTIVITY NARRATIVE: \*\*\*\*\*  
 IDIS - C04PRO3 U.S. DEPARTMENT OF HOUSING AND URBAN DEVELOPMENT DATE: 06-06-07  
 OFFICE OF COMMUNITY PLANNING AND DEVELOPMENT TIME: 17:36  
 INTEGRATED DISBURSEMENT AND INFORMATION SYSTEM PAGE: 45  
 CDBG ACTIVITY SUMMARY REPORT (GPR) FOR PROGRAM YEAR 2006  
 04-01-2006 TO 03-31-2007  
 RAPID CITY, SD

PGM YEAR: 2006 OBJECTIVE: CREATE SUITABLE LIVING ENVIRONMENTS  
 PROJECT: 0007 - YOUTH AND FAMILY SERVICES OUTCOME: AVAILABILITY/ACCESSIBILITY  
 ACTIVITY: 249 - MONROE HEAD START BUILDING MATRIX CODE: 03M REG CITATION: 570.201(C) NATIONAL OBJ: LMC  
 STATUS: COMPLETED 06-01-07

LOCATION: 410 E. MONROE ST. DESCRIPTION: INSTALL NEW FIRE ALARM AND SPRINKLER SYSTEM TO BRING BUILDING UP TO CODE.  
 RAPID CITY,SD 57701

FINANCING:		TOTAL #	#HISPANIC
INITIAL FUNDING DATE:	07-11-06	240	0
ACTIVITY ESTIMATE:	14,081.00	111	7
FUNDED AMOUNT:	14,081.00	1	0
UNLIQ OBLIGATIONS:	0.00	102	0
DRAWN THRU PGM YR.	14,081.00	3	0
DRAWN IN PGM YR:	14,081.00	5	0
		0	0
		1	0
		1	0
		3	0
		0	0
		467	7

NUMBER OF PERSONS ASSISTED: TOTAL 464  
 TOT EXTREMELY LOW: 3  
 TOT LOW: 0  
 TOT MOD: 0  
 TOT NON LOW MOD: 0  
 TOTAL: 467  
 PERCENT LOW / MOD: 100.00

TOTAL FEMALE HEADED: 0

ACCOMPLISHMENTS BY YEAR:	REPORT YEAR	PROPOSED TYPE	PROPOSED UNITS	ACTUAL TYPE	ACTUAL UNITS
	2006	11 - PUBLIC FACILITIES	1	11 - PUBLIC FACILITIES	1
	2007	11 - PUBLIC FACILITIES	1	11 - PUBLIC FACILITIES	1
	TOTAL:		2		2

ACCOMPLISHMENT NARRATIVE: 9/06 AWAITING COMPLETION OF ENVIRONMENTAL REVIEW.  
 PROJECT COMPLETED AND CLOSED.

EXTENDED ACTIVITY NARRATIVE: \*\*\*\*\*  
 IDIS - C04PRO3 U.S. DEPARTMENT OF HOUSING AND URBAN DEVELOPMENT DATE: 06-06-07  
 OFFICE OF COMMUNITY PLANNING AND DEVELOPMENT TIME: 17:36  
 INTEGRATED DISBURSEMENT AND INFORMATION SYSTEM PAGE: 46  
 CDBG ACTIVITY SUMMARY REPORT (GPR) FOR PROGRAM YEAR 2006  
 04-01-2006 TO 03-31-2007  
 RAPID CITY, SD

LOCATION: 7110 JORDAN DRIVE DESCRIPTION: FUNDS WILL BE USED TO PAY FOR CONSTRUCTION COSTS FOR NEW FACILITY TO PROVIDE REHAB, DEVELOPMENT AND THERAPY SERVICES TO CHILDREN WITH DISABILITIES AND THEIR LOW INCOME FAMILIES.  
 RAPID CITY,SD 57701

FINANCING:		TOTAL #	#HISPANIC
INITIAL FUNDING DATE:	07-11-06	432	1
ACTIVITY ESTIMATE:	42,794.00	0	0
FUNDED AMOUNT:	42,794.00	0	0
UNLIQ OBLIGATIONS:	0.00	768	0
DRAWN THRU PGM YR:	42,794.00	0	0
DRAWN IN PGM YR:	42,794.00	0	0
		0	0
		0	0
		0	0
		0	0

NUMBER OF PERSONS ASSISTED: TOTAL 432



TOT EXTREMELY LOW:	TOTAL	AM. INDIAN/ALASKAN NATIVE & BLACK/AFRICAN AM:	0	0
TOT LOW:	655	OTHER MULTI-RACIAL:	0	0
TOT MOD:	436			
TOT NON LOW MOD:	109			
TOTAL:	0	TOTAL:	1,200	1
PERCENT LOW / MOD:	1,200			
	100.00			
TOTAL FEMALE HEADED:	0			

ACCOMPLISHMENTS BY YEAR:				
REPORT YEAR	PROPOSED TYPE	PROPOSED UNITS	ACTUAL TYPE	ACTUAL UNITS
2006	11 - PUBLIC FACILITIES	1	11 - PUBLIC FACILITIES	1
2007	11 - PUBLIC FACILITIES	0	11 - PUBLIC FACILITIES	0
TOTAL:		1		1

ACCOMPLISHMENT NARRATIVE: 8/05 ENVIRONMENTAL REVIEW COMPLETED.  
 10/05 CONSTRUCTION STARTED  
 9/28/06 RIBBON CUTTING CEREMONY AND COMPLETION OF PROJECT.  
 11/06 FINAL PAYMENT

EXTENDED ACTIVITY NARRATIVE: \*\*\*\*\*

PGM YEAR: 2006 OBJECTIVE: CREATE SUITABLE LIVING ENVIRONMENTS  
 PROJECT: 0006 - CORNERSTONE RESCUE MISSION OUTCOME: AFFORDABILITY  
 ACTIVITY: 251 - CORNERSTONE APARTMENTS MATRIX CODE: 03C REG CITATION: 570.201(C) NATIONAL OBJ: LMC  
 STATUS: UNDERWAY  
 LOCATION: DESCRIPTION:  
 IDIS - C04PR03 U.S. DEPARTMENT OF HOUSING AND URBAN DEVELOPMENT DATE: 06-06-07  
 OFFICE OF COMMUNITY PLANNING AND DEVELOPMENT TIME: 17:36  
 INTEGRATED DISBURSEMENT AND INFORMATION SYSTEM PAGE: 47  
 CDBG ACTIVITY SUMMARY REPORT (GPR) FOR PROGRAM YEAR 2006  
 04-01-2006 TO 03-31-2007  
 RAPID CITY, SD

EAST BLVD ACQUISITION OF LAND FOR AN APARTMENT BUILDING FOR CONSTRUCTION OF 24  
 RAPID CITY, SD 57701 UNITS TRANSITIONAL HOUSING FOR HOMELESS FAMILIES WITH CHILDREN.

FINANCING:		TOTAL #	#HISPANIC
INITIAL FUNDING DATE: 07-11-06	WHITE:	0	0
ACTIVITY ESTIMATE: 100,000.00	BLACK/AFRICAN AMERICAN:	0	0
FUNDED AMOUNT: 100,000.00	ASIAN:	0	0
UNLIQ OBLIGATIONS: 0.00	AMERICAN INDIAN/ALASKAN NATIVE:	0	0
DRAWN THRU PGM YR: 100,000.00	NATIVE HAWAIIAN/OTHER PACIFIC ISLANDER:	0	0
DRAWN IN PGM YR: 100,000.00	AMERICAN INDIAN/ALASKAN NATIVE & WHITE:	0	0
	ASIAN & WHITE:	0	0
	BLACK/AFRICAN AMERICAN & WHITE:	0	0
	AM. INDIAN/ALASKAN NATIVE & BLACK/AFRICAN AM:	0	0
	OTHER MULTI-RACIAL:	0	0
NUMBER OF PERSONS ASSISTED:	TOTAL:	0	0
TOT EXTREMELY LOW:	0		
TOT LOW:	0		
TOT MOD:	0		
TOT NON LOW MOD:	0		
TOTAL:	0		
PERCENT LOW / MOD:	0.00		

TOTAL FEMALE HEADED: 0

ACCOMPLISHMENTS BY YEAR.				
REPORT YEAR	PROPOSED TYPE	PROPOSED UNITS	ACTUAL TYPE	ACTUAL UNITS
2006	11 - PUBLIC FACILITIES	24	11 - PUBLIC FACILITIES	0
TOTAL:		24		0

ACCOMPLISHMENT NARRATIVE: 9/06 AWAITING COMPLETION OF ENVIRONMENTAL REVIEW.  
 11/15/06 PROPERTY PURCHASED.  
 4/20/07 GROUND BROKEN AND CONSTRUCTION TO BEGIN.

EXTENDED ACTIVITY NARRATIVE: \*\*\*\*\*

PGM YEAR: 2006 OBJECTIVE: CREATE SUITABLE LIVING ENVIRONMENTS  
 PROJECT: 0008 - BEHAVIOR MANAGEMENT SYSTEMS OUTCOME: AVAILABILITY/ACCESSIBILITY  
 ACTIVITY: 252 - PHARMACEUTICAL MEDICATION PROGRAM MATRIX CODE: 050 REG CITATION: 570.201(E) NATIONAL OBJ: LMC  
 STATUS: COMPLETED 05-05-07

LOCATION: COMMUNITY WIDE RAPID CITY, SD 57701  
 DESCRIPTION: FUNDS WILL BE USED TO PAY FOR A FULL TIME EMPLOYEE TO PROCESS COMPLICATED PAPERWORK AND REPORTING TO ACCESS COMPANIES FOR CLIENTS. DONATED DRUGS FROM PHARMACEUTICAL  
 FINANCING: IDIS - C04PR03  
 U.S. DEPARTMENT OF HOUSING AND URBAN DEVELOPMENT OFFICE OF COMMUNITY PLANNING AND DEVELOPMENT INTEGRATED DISBURSEMENT AND INFORMATION SYSTEM CDBG ACTIVITY SUMMARY REPORT (GPR) FOR PROGRAM YEAR 2006 04-01-2006 TO 03-31-2007 RAPID CITY, SD  
 TOTAL # #HISPANIC  
 DATE: 06-06-07  
 TIME: 17:36  
 PAGE: 48

INITIAL FUNDING DATE: 07-11-06  
 ACTIVITY ESTIMATE: 24,000.00  
 FUNDED AMOUNT: 24,000.00  
 UNLIQ OBLIGATIONS: 0.00  
 DRAWN THRU PGM YR: 24,000.00  
 DRAWN IN PGM YR: 24,000.00  
 NUMBER OF PERSONS ASSISTED:  
 TOT EXTREMELY LOW: 254  
 TOT LOW: 85  
 TOT MOD: 27  
 TOT NON LOW MOD: 0  
 TOTAL: 366  
 PERCENT LOW / MOD: 100.00  
 TOTAL FEMALE HEADED 0

WHITE:	348	0
BLACK/AFRICAN AMERICAN:	1	0
ASIAN:	0	0
AMERICAN INDIAN/ALASKAN NATIVE:	13	0
NATIVE HAWAIIAN/OTHER PACIFIC ISLANDER:	0	0
AMERICAN INDIAN/ALASKAN NATIVE & WHITE:	0	0
ASIAN & WHITE:	0	0
BLACK/AFRICAN AMERICAN & WHITE:	0	0
AM. INDIAN/ALASKAN NATIVE & BLACK/AFRICAN AM.	0	0
OTHER MULTI-RACIAL:	4	0
TOTAL:	366	0

REPORT YEAR	PROPOSED TYPE	PROPOSED UNITS	ACTUAL TYPE	ACTUAL UNITS
2006	01 - PEOPLE (GENERAL)	505	01 - PEOPLE (GENERAL)	366
2007	01 - PEOPLE (GENERAL)	0	01 - PEOPLE (GENERAL)	0
TOTAL:		505		366

ACCOMPLISHMENT NARRATIVE: #INTAKES:4/06(28);5/06(42);6/06(45);7/06(28);8/06(49);09/06(42);10/06(39);11/06(41);12/06(39);1/07(51);2/07(49);3/07(53)  
 # CLIENTS QUALIFY ASSISTANCE:4/06(20);5/06(35);6/06(39);7/06(22);8/06(34);09/06(25);10/06(27);11/06(26);12/06(26);1/07(35);2/07(30);3/07(37)  
 # MEDICATION GRANT REQUESTS MAILED:4/06(28);5/06(42);6/06(45);7/06(28);8/06(49);09/06(42);10/06(39);11/06(41);12/06(39);1/07(51);2/07(49);3/07(53)  
 EXTENDED ACTIVITY NARRATIVE: #MED GRANTS FUNDED:4/06(28);5/06(40);6/06(45);7/06(28);8/06(49);09/06(42);10/06(39);11/06(41);12/06(39);1/07(51);2/07(49);3/07(53)  
 # CLIENTS RECEIVING RENEWAL/REFILLS:4/06(6);5/06(19);6/06(16);7/06(17);8/06(19);09/06(8);10/06(15);11/06(14);12/06(20);1/07(22);2/07(15);3/07(34)  
 # CLIENTS IN PROGRAM SUFFERING NEGATIVE SETBACK WHILE RECEIVING MEDICATION:4/06(1);5/06(7);6/06(2);7/06(3);8/06(3);09/06(0);10/06(0);11/06(0);12/06(0);1/07(0);2/07(2);3/07(0)  
 # NEW CLIENTS ON WAITING LIST FOR SERVICES:10/06(16);11/06(16);12/06(14);01/07(14);02/07(14);03/07(7)

IDIS - C04PR03  
 U.S. DEPARTMENT OF HOUSING AND URBAN DEVELOPMENT OFFICE OF COMMUNITY PLANNING AND DEVELOPMENT INTEGRATED DISBURSEMENT AND INFORMATION SYSTEM CDBG ACTIVITY SUMMARY REPORT (GPR) FOR PROGRAM YEAR 2006 04-01-2006 TO 03-31-2007 RAPID CITY, SD  
 DATE: 06-06-07  
 TIME: 17:36  
 PAGE: 49

PGM YEAR: 2006  
 PROJECT: 0009 - 7TH CIRCUIT COURT - CASA PROGRAM  
 ACTIVITY: 253 - CASA ADVOCATES  
 STATUS: COMPLETED 05-05-07  
 OBJECTIVE: CREATE SUITABLE LIVING ENVIRONMENTS  
 OUTCOME: AVAILABILITY/ACCESSIBILITY  
 MATRIX CODE: 05N REG CITATION: 570.201(E) NATIONAL OBJ: LMC  
 LOCATION: COMMUNITY WIDE RAPID CITY, SD 57701  
 DESCRIPTION: FUNDS USED TO PAY THE SALARY FOR VOLUNTEER COORDINATOR AND RECRUITER TO TRAIN AND SUPERVISE ADDITIONAL VOLUNTEERS TO PROVIDE LEGAL ADVOCACY FOR CHILDREN.  
 FINANCING: IDIS - C04PR03  
 U.S. DEPARTMENT OF HOUSING AND URBAN DEVELOPMENT OFFICE OF COMMUNITY PLANNING AND DEVELOPMENT INTEGRATED DISBURSEMENT AND INFORMATION SYSTEM CDBG ACTIVITY SUMMARY REPORT (GPR) FOR PROGRAM YEAR 2006 04-01-2006 TO 03-31-2007 RAPID CITY, SD  
 TOTAL # #HISPANIC  
 DATE: 06-06-07  
 TIME: 17:36  
 PAGE: 49

INITIAL FUNDING DATE:	07-11-06	WHITE:	76	0
ACTIVITY ESTIMATE:	3,335.00	BLACK/AFRICAN AMERICAN:	10	0
FUNDED AMOUNT:	3,335.00	ASIAN:	0	0
UNLIQ OBLIGATIONS:	0.00	AMERICAN INDIAN/ALASKAN NATIVE:	216	1
DRAWN THRU PGM YR:	3,335.00	NATIVE HAWAIIAN/OTHER PACIFIC ISLANDER:	1	0
DRAWN IN PGM YR:	3,335.00	AMERICAN INDIAN/ALASKAN NATIVE & WHITE:	0	0
		ASIAN & WHITE:	0	0

NUMBER OF PERSONS ASSISTED:		BLACK/AFRICAN AMERICAN & WHITE:	0	0
TOT EXTREMELY LOW:	TOTAL 312	AM.INDIAN/ALASKAN NATIVE & BLACK/AFRICAN AM:	0	0
TOT LOW:	0	OTHER MULTI-RACIAL:	9	9
TOT MOD:	0			
TOT NON LOW MOD:	0	TOTAL:	312	10
TOTAL:	312			
PERCENT LOW / MOD:	100.00			
TOTAL FEMALE HEADED:	0			

ACCOMPLISHMENTS BY YEAR:				
REPORT YEAR	PROPOSED TYPE	PROPOSED UNITS	ACTUAL TYPE	ACTUAL UNITS
2006	01 - PEOPLE (GENERAL)	60	01 - PEOPLE (GENERAL)	312
2007	01 - PEOPLE (GENERAL)	0	01 - PEOPLE (GENERAL)	0
TOTAL:		60		312

ACCOMPLISHMENT NARRATIVE: #VOLUNTEERS RECRUITED:4&5/06(5);6/06(7);7/06(4);8/06(12);9/06(8);10/06(7);11/06(12);12/06(11);01/07(11);  
 #VOLUNTEERS TRAINED:4&5/06(5);6/06(0);7/06(0);8/06(2);9/06(22);10/06(28);11/06(38);12/06(15);01/07(30);  
 # NEW CHILDREN RECEIVING CASA DUE TO NEW VOLUNTEERS TRAINED:4&5/06(62);6/06(27);7/06(30);8/06(43);9/06(22);10/06(28);11/06(38);12/06(15);

EXTENDED ACTIVITY NARRATIVE: CASA HAD 468 CHILDREN IN THEIR SERVICE RECEIVING ASSISTANCE AT THE BEGINNING OF THE FISCAL YEAR.  
 # CHILDREN ON WAITING LIST FOR ADVOCATE: 01/07(307); 03/07(258)  
 119 CHILDREN'S CASES WERE CLOSED IN MAY, 2006.

IDIS - C04PR03 U.S. DEPARTMENT OF HOUSING AND URBAN DEVELOPMENT DATE: 06-06-07  
 OFFICE OF COMMUNITY PLANNING AND DEVELOPMENT TIME: 17:36  
 INTEGRATED DISBURSEMENT AND INFORMATION SYSTEM PAGE: 50  
 CDBG ACTIVITY SUMMARY REPORT (GPR) FOR PROGRAM YEAR 2006  
 04-01-2006 TO 03-31-2007  
 RAPID CITY, SD

# CHILDREN'S CASES CLOSED. 5/06(119)9/06(43);10/06(23);11/06(108);12/06(38);1/07(26);2/07(32); 3/07(95)

PGM YEAR: 2006 OBJECTIVE: CREATE SUITABLE LIVING ENVIRONMENTS  
 PROJECT: 0010 - CATHOLIC SOCIAL SERVICES OUTCOME. AVAILABILITY/ACCESSIBILITY  
 ACTIVITY: 254 - JUVENILE SERVICE CENTER COUNSELING PROG MATRIX CODE: 05D REG CITATION: 570.201(E) NATIONAL OBJ: LMC  
 STATUS: COMPLETED 05-01-07

LOCATION: COMMUNITY WIDE DESCRIPTION: FUNDS WILL BE USED TO COVER SALARIES FOR PROFESSIONAL COUNSELING SERVICES  
 RAPID CITY,SD 57701 FOR YOUTH INCARCERATED IN THE JUVENILE DETENTION CENTER AND THEIR FAMILIES.

FINANCING:		TOTAL #	#HISPANIC
INITIAL FUNDING DATE:	07-11-06	10	0
ACTIVITY ESTIMATE:	7,500.00	0	0
FUNDED AMOUNT:	7,500.00	0	0
UNLIQ OBLIGATIONS:	0.00	172	0
DRAWN THRU PGM YR:	7,500.00	0	0
DRAWN IN PGM YR:	7,500.00	0	0

NUMBER OF PERSONS ASSISTED:		BLACK/AFRICAN AMERICAN & WHITE:	0	0
TOT EXTREMELY LOW:	TOTAL 182	AM.INDIAN/ALASKAN NATIVE & BLACK/AFRICAN AM:	0	0
TOT LOW:	0	OTHER MULTI-RACIAL:	0	0
TOT MOD:	0			
TOT NON LOW MOD:	0	TOTAL:	182	0
TOTAL:	182			
PERCENT LOW / MOD:	100.00			
TOTAL FEMALE HEADED:	0			

ACCOMPLISHMENTS BY YEAR:				
REPORT YEAR	PROPOSED TYPE	PROPOSED UNITS	ACTUAL TYPE	ACTUAL UNITS
2006	01 - PEOPLE (GENERAL)	176	01 - PEOPLE (GENERAL)	182
2007	01 - PEOPLE (GENERAL)	0	01 - PEOPLE (GENERAL)	0
TOTAL:		176		182

ACCOMPLISHMENT NARRATIVE: # COUNSELED IN GROUP SESSIONS:YTD 31 -4/06(10);5/06(9);6/06(4);7/06(0);8/06(8);9/06(28);10/06(11);11/06(23);12/06(5);1/07(21);2&3/07(0)  
 # GROUP SESSIONS. YTD 8- 4/06(3);5/06(3);6/06(1);7/06(0);8/06(1);9/06

(5);10/06(2);11/06(4);12/06(1);1/07(4);2/07(0);3/07(0)  
 # 1 ONI SESSIONS:YTD 85- 4/06(21);5/06(15);6/06(14);7/06(14);8/06(21)  
 09/06(12);10/06(22);11/06(12);12/06(8);1/07(3);2/07(6);3/07(3)  
 U.S. DEPARTMENT OF HOUSING AND URBAN DEVELOPMENT  
 OFFICE OF COMMUNITY PLANNING AND DEVELOPMENT  
 INTEGRATED DISBURSEMENT AND INFORMATION SYSTEM  
 CDBG ACTIVITY SUMMARY REPORT (GPR) FOR PROGRAM YEAR 2006  
 04-01-2006 TO 03-31-2007  
 RAPID CITY, SD

DATE: 06-06-07  
 TIME: 17.36  
 PAGE: 51

IDIS - C04PR03

EXTENDED ACTIVITY NARRATIVE: # JUVENILES COUNSELED:YTD 63: 4/06(8);5/06(7);6/06(4);7/06(5);8/06(8);9/06(7);  
 1/07(2);2/07(2);3/07(2)  
 # ABLE TO IDENTIFY 2 OR MORE COPING SKILLS: YTD 03/07(45)  
 # WHO REALIZE AN ADEQUATE IMPACT FROM COUNSELING: YTD 03/07(11)  
 # WHO REALIZE A GOOD IMPACT FROM COUNSELING: YTD 03/07(14)  
 # WHO REALIZE AND EXCELLENT IMPACT FROM COUNSELING: YTD 03/07(19)

PGM YEAR: 2006 OBJECTIVE: CREATE SUITABLE LIVING ENVIRONMENTS  
 PROJECT: 0011 - DAKOTA PLAINS LEGAL SERVICES OUTCOME: AVAILABILITY/ACCESSIBILITY  
 ACTIVITY: 255 - LEGAL SERVICES FOR LOW INCOME RESIDENTS MATRIX CODE: 05C REG CITATION: 570.201(E) NATIONAL OBJ: LMC  
 STATUS: UNDERWAY

LOCATION: DESCRIPTION:  
 COMMUNITY WIDE DESCRIPTION:  
 RAPID CITY, SD 57701 FUNDING WILL BE USED FOR STAFF SALARIES TO PROVIDE INTAKE AND LEGAL SERVICES TO LOW INCOME RESIDENTS. FUNDS MAY ALSO BE USED TO PROVIDE EDUCATION PROGRAMS TO THE COMMUNITY.

FINANCING:		TOTAL #	#HISPANIC
INITIAL FUNDING DATE:	07-11-06	85	2
ACTIVITY ESTIMATE:	5,500.00	3	0
FUNDED AMOUNT:	5,500.00	1	0
UNLIQ OBLIGATIONS:	0.00	66	4
DRAWN THRU PGM YR:	5,500.00	0	0
DRAWN IN PGM YR:	5,500.00	0	0
NUMBER OF PERSONS ASSISTED:			
TOTAL			
TOT EXTREMELY LOW:	149		
TOT LOW:	9		
TOT MOD:	0		
TOT NON LOW MOD:	0		
TOTAL:	158		
PERCENT LOW / MOD:	100.00		
TOTAL FEMALE HEADED:	0		

ACCOMPLISHMENTS BY YEAR:	REPORT YEAR	PROPOSED TYPE	PROPOSED UNITS	ACTUAL TYPE	ACTUAL UNITS
	2006	01 - PEOPLE (GENERAL)	0	01 - PEOPLE (GENERAL)	158
	2007	01 - PEOPLE (GENERAL)	0	01 - PEOPLE (GENERAL)	0
	TOTAL:		0		158

ACCOMPLISHMENT NARRATIVE: PROJECT COMPLETED AND ALL FUNDS DRAWN. CLOSED.  
 IDIS - C04PR03 U.S. DEPARTMENT OF HOUSING AND URBAN DEVELOPMENT  
 OFFICE OF COMMUNITY PLANNING AND DEVELOPMENT  
 INTEGRATED DISBURSEMENT AND INFORMATION SYSTEM  
 CDBG ACTIVITY SUMMARY REPORT (GPR) FOR PROGRAM YEAR 2006  
 04-01-2006 TO 03-31-2007  
 RAPID CITY, SD  
 DATE 06-06-07  
 TIME: 17:36  
 PAGE: 52

EXTENDED ACTIVITY NARRATIVE: # W/POSITIVE OUTCOME HOUSING PROBLEM: 4/06(8);5/06(9);6/06(7);7/06(18);  
 8/06(5);9/06(10);10/06(12);11/06(5);12/06(11);1/07(10);2/07(4);3/07(5)  
 # W/POSITIVE OUTCOME DOMESTIC VIOLENCE:4/06(1);5/06(1);6/06(0);7/06(0);  
 8/06(0);9/06(1);10/06(8);11/06(0);12/06(0);1/07(0);2/07(0);3/07(0)  
 # W/POSITIVE OUTCOME EMPLOYMENT ISSUE: 4/06(0);5/06(0);6/06(0);7/06(0);  
 8/06(0);9/06(0);10/06(1);11/06(0);12/06(0);1/07(0);3/07(1)  
 # W/POSITIVE OUTCOME CONSUMER ISSUES:YTD 53:4/06(1);5/06(5);6/06(1);7/06(5);  
 8/06(6);9/06(2);10/06(8);11/06(4);12/06(5);1/07(6);2/07(4); 3/07(8)  
 # ATTENDING COMMUNITY SEMINARS:YTD 5;4/06(0);5/06(5);6/06(0);7/06(0);8/06(0);  
 5/06 SEMINAR ON KNOWING DOMESTIC VIOLENCE;8/06 MORE LANDLORD/TENANT ISSUES DUE  
 TO EVICTIONS FOR STURGIS RALLY;2/07 TWO DOMESTIC VIOLENCE SEMINARS & TWO CONSUMERS  
 EDUCATION SEMINARS. NEED ADDITIONAL FAMILY LAW ATTY TO FILL NEEDS OF CLIENT  
 S.

PGM YEAR: 2006 OBJECTIVE: CREATE SUITABLE LIVING ENVIRONMENTS  
 PROJECT: 0012 - SALVATION ARMY OUTCOME: AVAILABILITY/ACCESSIBILITY  
 ACTIVITY: 256 - RENT/HOUSING PAYMENT AND UTILITY ASSIST. MATRIX CODE: 05Q REG CITATION: 570 204 NATIONAL OBJ. LMC  
 STATUS: UNDERWAY

LOCATION: COMMUNITY WIDE DESCRIPTION: FUNDS WILL BE USED TO PAY PAST DUE RENTS OR MORTGAGE PAYMENTS AND UTILITY BILLS.  
 RAPID CITY, SD 57701 FUNDS MAY ALSO BE USED TO PAY RENTAL DEPOSIT FOR LOW INCOME PERSON SECURING PERMANENT HOUSING.

FINANCING:		TOTAL #	#HISPANIC
INITIAL FUNDING DATE:	07-11-06	WHITE:	185
ACTIVITY ESTIMATE:	32,937.00	BLACK/AFRICAN AMERICAN:	5
FUNDED AMOUNT:	32,937.00	ASIAN:	1
UNLIQ OBLIGATIONS:	0.00	AMERICAN INDIAN/ALASKAN NATIVE:	138
DRAWN THRU PGM YR:	28,045.23	NATIVE HAWAIIAN/OTHER PACIFIC ISLANDER:	1
DRAWN IN PGM YR:	28,045.23	AMERICAN INDIAN/ALASKAN NATIVE & WHITE:	13
		ASIAN & WHITE:	0
		BLACK/AFRICAN AMERICAN & WHITE:	5
		AM INDIAN/ALASKAN NATIVE & BLACK/AFRICAN AM:	4
		OTHER MULTI-RACIAL:	0
		TOTAL:	352
			26

NUMBER OF PERSONS ASSISTED:  
 TOT EXTREMELY LOW: 237  
 TOT LOW: 98  
 TOT MOD: 17  
 TOT NON LOW MOD: 0  
 TOTAL: 352  
 PERCENT LOW / MOD: 100.00

IDIS - C04PR03 U.S. DEPARTMENT OF HOUSING AND URBAN DEVELOPMENT DATE: 06-06-07  
 OFFICE OF COMMUNITY PLANNING AND DEVELOPMENT TIME: 17:36  
 INTEGRATED DISBURSEMENT AND INFORMATION SYSTEM PAGE: 53  
 CDBG ACTIVITY SUMMARY REPORT (GPR) FOR PROGRAM YEAR 2006  
 04-01-2006 TO 03-31-2007  
 RAPID CITY, SD

TOTAL FEMALE HEADED: 0

ACCOMPLISHMENTS BY YEAR:	PROPOSED UNITS	ACTUAL TYPE	ACTUAL UNITS
REPORT YEAR PROPOSED TYPE			
2006 01 - PEOPLE (GENERAL)	250	01 - PEOPLE (GENERAL)	352
TOTAL:	250		352

ACCOMPLISHMENT NARRATIVE: # RENT ASSIST:4/06(16);5/06(18);6/06(17);7/06(16);8/06(18);9/06(18);  
 10/06(16); 11/06(14); 12/06 (38); 01/07(19); 02/07(10);03/07(20)  
 # MORTGAGE ASSIST:4/06(0);5/06(1);6/06(0);7/06(0);8/06(0);9/06(0);  
 10/06(0);11/06(1);12/06 (0); 01/07(0);2/07(0);03/07(0)  
 # UTILITY ASSIST:4/06(16);5/06(9);6/06(9);7/06(16);8/06(10);9/06(12);  
 10/06(14); 11/06(16);12/06(26); 01/07(12);2/07(9);3/07(12)

EXTENDED ACTIVITY NARRATIVE: # PREVENTED EVIC/FORECLOSURE:4/06(16);5/06(19);6/06(17);7/06(16);8/06(18);9/06(18);  
 10/06(16);11/06(16);12/06(38);01/07(19);2/07(10);3/07(20)  
 # PREVENTED UTILITY DISCONNECTION:4/06(12);5/06(7);6/06(6);7/06(10);8/06(8);9/06(6);  
 10/06(9);11/06(10);12/06(21);01/07(9);2/07(6);3/07(8)  
 # RECONNECTED UTILITIES:4/06(4);5/06(2);6/06(3);7/06(6);8/06(2);9/06(6);10/06(5);  
 11/06(6);12/06(5);1/07(3);2/07(3);3/07(4)  
 #RECEIVED BUDGET COUNSELING TO DEVELOP SPENDING PLAN FOR RESERVES:4/06(32);5/06(28);  
 6/06(26);7/06(32);8/06(28);9/06(30);10/06(30);11/06(31);12/06(64);01/07(31)  
 2/07(19);3/07(32)  
 NONCDBG ASSISTANCE: 4/06(11 RENT/MTG & 8 UTIL);5/06(5 RENT/MTG & 6 UTIL);6/06(12 RENT/MTG & 7 UTIL);  
 7/06(4 RENT/MTG & 10 UTIL);8/06(11 RENT/MTG & 6 UTIL);9/06(6 RENT/MTG & 4 UTIL);  
 10/06(13 RENT/MTG & 7 UTIL);11/06(11 RENT/MTG&11 UTIL);12/06( ); 01/07(17 RENT/MTG & 5 UTIL);  
 2/07(6RENT/MTG & 2 UTIL)3/07(20REN T/MTG & 12 UTILITY)

PGM YEAR: 2006 OBJECTIVE: CREATE SUITABLE LIVING ENVIRONMENTS  
 PROJECT: 0013 - WORKING AGAINST VIOLENCE, INC. (WAVI) OUTCOME: AVAILABILITY/ACCESSIBILITY  
 ACTIVITY: 257 - WAVI COUNSELING AND ASSISTANCE MATRIX CODE: 05G REG CITATION: 570.201(E) NATIONAL OBJ. LMC  
 STATUS: UNDERWAY

LOCATION: 527 QUINCY ST. DESCRIPTION: FUNDS WILL BE USED TO PROVIDE SALARIES AND PROGRAM DELIVERY COSTS, LIFE SKILLS  
 RAPID CITY, SD 57701 TRAINING AND ASSISTANCE FOR HOUSING DEPOSITS FOR WOMEN TRANSITIONING TO PERMANENT HOUSING.

FINANCING:		TOTAL #	#HISPANIC
INITIAL FUNDING DATE:	07-11-06	WHITE:	246
ACTIVITY ESTIMATE:	5,000.00	BLACK/AFRICAN AMERICAN:	6
			16
			0

FUNDED AMOUNT: 5,000.00  
 IDIS - C04PR03

ASIAN:  
 U.S. DEPARTMENT OF HOUSING AND URBAN DEVELOPMENT  
 OFFICE OF COMMUNITY PLANNING AND DEVELOPMENT  
 INTEGRATED DISBURSEMENT AND INFORMATION SYSTEM  
 CDBG ACTIVITY SUMMARY REPORT (GPR) FOR PROGRAM YEAR 2006  
 04-01-2006 TO 03-31-2007  
 RAPID CITY, SD

0 0  
 DATE: 06-06-07  
 TIME: 17:36  
 PAGE: 54

UNLIQ OBLIGATIONS: 0.00  
 DRAWN THRU PGM YR: 5,000.00  
 DRAWN IN PGM YR: 5,000.00

AMERICAN INDIAN/ALASKAN NATIVE: 318 0  
 NATIVE HAWAIIAN/OTHER PACIFIC ISLANDER: 0 0  
 AMERICAN INDIAN/ALASKAN NATIVE & WHITE: 0 0  
 ASIAN & WHITE: 0 0  
 BLACK/AFRICAN AMERICAN & WHITE: 0 0  
 AM. INDIAN/ALASKAN NATIVE & BLACK/AFRICAN AM: 0 0  
 OTHER MULTI-RACIAL: 500 0

NUMBER OF PERSONS ASSISTED:  
 TOTAL 931  
 TOT EXTREMELY LOW: 931  
 TOT LOW: 96  
 TOT MOD: 32  
 TOT NON LOW MOD: 11  
 TOTAL: 1,070  
 PERCENT LOW / MOD: 98.90

TOTAL: 1,070 16

TOTAL FEMALE HEADED: 0

ACCOMPLISHMENTS BY YEAR:

REPORT YEAR	PROPOSED TYPE	PROPOSED UNITS	ACTUAL TYPE	ACTUAL UNITS
2006	01 - PEOPLE (GENERAL)	208	01 - PEOPLE (GENERAL)	0
2007	01 - PEOPLE (GENERAL)	0	01 - PEOPLE (GENERAL)	0
TOTAL:		208		0

ACCOMPLISHMENT NARRATIVE: \*\*\*\*\*

EXTENDED ACTIVITY NARRATIVE: \*\*\*\*\*

PGM YEAR: 2006  
 PROJECT: 0014 - YOUTH AND FAMILY SERVICES - COUNSELING  
 ACTIVITY: 258 - COUNSELING AND CRISIS HOT LINE PROGRAM  
 STATUS: COMPLETED 05-05-07  
 OBJECTIVE: CREATE SUITABLE LIVING ENVIRONMENTS  
 OUTCOME: AVAILABILITY/ACCESSIBILITY  
 MATRIX CODE: 05D REG CITATION: 570.201(E) NATIONAL OBJ: LMC

LOCATION: CITYWIDE  
 RAPID CITY, SD 57701  
 DESCRIPTION: FUNDS WILL PAY FOR COUNSELING SESSIONS FOR LOW INCOME YOUTH AND THEIR FAMILIES AND THE COUNSELING PROVIDED FOR THE CRISIS HOT LINE.

FINANCING:	INITIAL FUNDING DATE:	ACTIVITY ESTIMATE:	FUNDED AMOUNT:	UNLIQ OBLIGATIONS:	DRAWN THRU PGM YR:	DRAWN IN PGM YR:	WHITE:	BLACK/AFRICAN AMERICAN:	ASIAN:	AMERICAN INDIAN/ALASKAN NATIVE:	NATIVE HAWAIIAN/OTHER PACIFIC ISLANDER:	AMERICAN INDIAN/ALASKAN NATIVE & WHITE:	ASIAN & WHITE:	BLACK/AFRICAN AMERICAN & WHITE:	TOTAL #	#HISPANIC
	07-11-06	5,000.00	5,000.00	0.00	4,583.37	4,583.37	1,465	19	69	339	0	59	14	41	57	0

NUMBER OF PERSONS ASSISTED:  
 IDIS - C04PR03

U.S. DEPARTMENT OF HOUSING AND URBAN DEVELOPMENT  
 OFFICE OF COMMUNITY PLANNING AND DEVELOPMENT  
 INTEGRATED DISBURSEMENT AND INFORMATION SYSTEM  
 CDBG ACTIVITY SUMMARY REPORT (GPR) FOR PROGRAM YEAR 2006  
 04-01-2006 TO 03-31-2007  
 RAPID CITY, SD

DATE: 06-06-07  
 TIME: 17:36  
 PAGE: 55

TOT EXTREMELY LOW: 1,419  
 TOT LOW: 340  
 TOT MOD: 173  
 TOT NON LOW MOD: 127  
 TOTAL: 2,059  
 PERCENT LOW / MOD: 93.80

AM. INDIAN/ALASKAN NATIVE & BLACK/AFRICAN AM: 53 0  
 OTHER MULTI-RACIAL: 0 0  
 TOTAL: 2,059 57

TOTAL FEMALE HEADED: 0

ACCOMPLISHMENTS BY YEAR:

REPORT YEAR	PROPOSED TYPE	PROPOSED UNITS	ACTUAL TYPE	ACTUAL UNITS
2006	01 - PEOPLE (GENERAL)	294	01 - PEOPLE (GENERAL)	2,059
2007	01 - PEOPLE (GENERAL)	0	01 - PEOPLE (GENERAL)	0
TOTAL:		294		2,059

ACCOMPLISHMENT NARRATIVE: CRISIS HOT LINE HAS BEEN INCORPORATED INTO THE NEW 211 CALL LINE.

EXTENDED ACTIVITY NARRATIVE: \*\*\*\*\*

PGM YEAR: 2006  
 PROJECT: 0015 - RAPID CITY CDBG PROGRAM OVERSIGHT AND MANAGEMENT  
 ACTIVITY: 259 - CDBG PROGRAM OVERSIGHT AND MANAGEMENT  
 STATUS: FUNDS BUDGETED

OBJECTIVE: OBJECTIVE/OUTCOME NOT NECESSARY  
 OUTCOME FOR PLANNING/ADMIN ACTIVITIES

MATRIX CODE: 21A REG CITATION: 570.206 NATIONAL OBJ

LOCATION: 300 SIXTH ST  
 RAPID CITY, SD 57701

DESCRIPTION:  
 FUNDS COVER SALARIES AND OTHER ADMINISTRATIVE EXPENSES TO PROVIDE OVERSIGHT,  
 REPORTING AND MANAGEMENT OF THE COMMUNITY DEVELOPMENT BLOCK GRANT PROGRAM FOR  
 THE CITY OF RAPID CITY.

FINANCING:			TOTAL #	#HISPANIC
INITIAL FUNDING DATE:	07-11-06	WHITE:	0	0
ACTIVITY ESTIMATE:	111,029.00	BLACK/AFRICAN AMERICAN:	0	0
FUNDED AMOUNT:	111,029.00	ASIAN:	0	0
UNLIQ OBLIGATIONS:	0.00	AMERICAN INDIAN/ALASKAN NATIVE	0	0
DRAWN THRU PGM YR:	0.00	NATIVE HAWAIIAN/OTHER PACIFIC ISLANDER:	0	0
DRAWN IN PGM YR:	0.00	AMERICAN INDIAN/ALASKAN NATIVE & WHITE:	0	0
		ASIAN & WHITE:	0	0
		BLACK/AFRICAN AMERICAN & WHITE:	0	0
		AM. INDIAN/ALASKAN NATIVE & BLACK/AFRICAN AM:	0	0
		OTHER MULTI-RACIAL:	0	0

NUMBER OF ASSISTED:  
 TOTAL  
 TOT EXTREMELY LOW: 0  
 TOT LOW: 0  
 TOT MOD: 0  
 IDIS - C04PR03

U.S. DEPARTMENT OF HOUSING AND URBAN DEVELOPMENT  
 OFFICE OF COMMUNITY PLANNING AND DEVELOPMENT  
 INTEGRATED DISBURSEMENT AND INFORMATION SYSTEM  
 CDBG ACTIVITY SUMMARY REPORT (GPR) FOR PROGRAM YEAR 2006  
 04-01-2006 TO 03-31-2007  
 RAPID CITY, SD

DATE: 06-06-07  
 TIME: 17:36  
 PAGE: 56

TOT NON LOW MOD: 0  
 TOTAL: 0  
 PERCENT LOW / MOD: 0.00  
 TOTAL FEMALE HEADED: 0

TOTAL: 0 0

ACCOMPLISHMENTS BY YEAR:

REPORT YEAR	PROPOSED TYPE	PROPOSED UNITS	ACTUAL TYPE	ACTUAL UNITS
2006		0		0
TOTAL		0		0

ACCOMPLISHMENT NARRATIVE: \*\*\*\*\*

EXTENDED ACTIVITY NARRATIVE: \*\*\*\*\*

OFFICE OF COMMUNITY PLANNING AND DEVELOPMENT  
INTEGRATED DISBURSEMENT AND INFORMATION SYSTEM  
CDBG ACTIVITY SUMMARY REPORT (GPR) FOR PROGRAM YEAR 2006  
04-01-2006 TO 03-31-2007  
RAPID CITY, SD

TIME 17:36  
PAGE 57

TOTAL ACTIVITY ESTIMATE	:	6,575,177.09
TOTAL FUNDED AMOUNT	:	6,504,453.14
TOTAL AMOUNT DRAWN THRU PGM YR	:	6,077,980.19
TOTAL AMOUNT DRAWN IN PGM YR	:	707,766.49

[Download this Report](#)

[Back to Report Listings](#)



Report Name: C04P.C24559.D060607.T173622

Download this Report  
Back to Report Listings

File Size = 41618 bytes

OFFICE OF COMMUNITY PLANNING AND DEVELOPMENT  
INTEGRATED DISBURSEMENT AND INFORMATION SYSTEM  
PROGRAM YEAR 2006 SUMMARY OF ACCOMPLISHMENTS  
RAPID CITY, SD

IDIS - C04PR23

TIME: 17:36  
PAGE: 1

U.S. DEPARTMENT OF HOUSING AND URBAN DEVELOPMENT

COUNT OF CDBG ACTIVITIES WITH DISBURSEMENTS BY ACTIVITY GROUP & MATRIX CODE

	UNDERWAY ACTIVITIES		COMPLETED ACTIVITIES		PROGRAM YEAR TOTAL	
	COUNT	\$ DISBURSED	COUNT	\$ DISBURSED	COUNT	\$ DISBURSED
<b>ACQUISITION/PROPERTY-RELATED</b>						
Acquisition (01)	7	121,537.15	3	0.00	10	121,537.15
Disposition (02)	0	0.00	0	0.00	0	0.00
Clearance and Demolition (04)	0	0.00	0	0.00	0	0.00
Cleanup of Contaminated Sites/Brownfields (04A)	0	0.00	0	0.00	0	0.00
Relocation (08)	0	0.00	0	0.00	0	0.00
	7	121,537.15	3	0.00	10	121,537.15
<b>ECONOMIC DEVELOPMENT</b>						
Rehab: Publicly/Private Owned C/I (14E)	0	0.00	0	0.00	0	0.00
C/I Land Acquisition/Disposition (17A)	0	0.00	0	0.00	0	0.00
C/I Infrastructure Development (17B)	0	0.00	0	0.00	0	0.00
C/I Building Acquisition, Construction, Rehab (17C)	0	0.00	0	0.00	0	0.00
Other C/I Improvements (17D)	0	0.00	0	0.00	0	0.00
ED Direct Financial Assistance to For-Profits (18A)	0	0.00	0	0.00	0	0.00
ED Direct Technical Assistance (18B)	0	0.00	0	0.00	0	0.00
Micro-Enterprise Assistance (18C)	0	0.00	0	0.00	0	0.00
	0	0.00	0	0.00	0	0.00
<b>HOUSING</b>						
Loss of Rental Income (09)	0	0.00	0	0.00	0	0.00
Construction of Housing (12)	0	0.00	0	0.00	0	0.00
Direct Homeownership Assistance (13)	4	5,778.57	3	0.00	7	5,778.57
Rehab: Single-Unit Residential (14A)	6	153,899.68	1	0.00	7	153,899.68
Rehab: Multi-Unit Residential (14B)	0	0.00	0	0.00	0	0.00
Public Housing Modernization (14C)	0	0.00	0	0.00	0	0.00
Rehab: Other Publicly Owned Residential Buildings (14D)	0	0.00	0	0.00	0	0.00
Energy Efficiency Improvements (14F)	0	0.00	0	0.00	0	0.00
Acquisition for Rehab (14G)	2	15,000.00	0	0.00	2	15,000.00
Rehab Administration (14H)	0	0.00	0	0.00	0	0.00
Lead-Based Paint/Lead Hazard Test/Abatement (14I)	0	0.00	0	0.00	0	0.00
Code Enforcement (15)	0	0.00	0	0.00	0	0.00
Residential Historic Preservation (16A)	0	0.00	0	0.00	0	0.00
CDBG Operation and Repair of Foreclosed Property (19E)	0	0.00	0	0.00	0	0.00
	12	174,678.25	4	0.00	16	174,678.25
<b>PUBLIC FACILITIES/IMPROVEMENTS</b>						
Public Facilities and Improvements - General (03)	0	0.00	1	10.00	1	10.00
Senior Centers (03A)	1	0.00	1	0.00	2	0.00
Centers for the Disabled/Handicapped (03B)	0	0.00	0	0.00	0	0.00
Homeless Facilities - Not Operating Costs (03C)	1	100,000.00	0	0.00	1	100,000.00

IDIS - C04PR23

U.S. DEPARTMENT OF HOUSING AND URBAN DEVELOPMENT  
OFFICE OF COMMUNITY PLANNING AND DEVELOPMENT  
INTEGRATED DISBURSEMENT AND INFORMATION SYSTEM  
PROGRAM YEAR 2006 SUMMARY OF ACCOMPLISHMENTS  
RAPID CITY, SD

DATE: 06-06-07  
TIME: 17:36  
PAGE: 2

COUNT OF CDBG ACTIVITIES WITH DISBURSEMENTS BY ACTIVITY GROUP & MATRIX CODE

	UNDERWAY ACTIVITIES		COMPLETED ACTIVITIES		PROGRAM YEAR TOTAL	
	COUNT	\$ DISBURSED	COUNT	\$ DISBURSED	COUNT	\$ DISBURSED
<b>PUBLIC FACILITIES/IMPROVEMENTS (continued)</b>						
Youth Centers/Facilities (03D)	0	0.00	1	0.00	1	0.00
Neighborhood Facilities (03E)	1	25,000.00	0	0.00	1	25,000.00
Parks and Recreational Facilities (03F)	0	0.00	0	0.00	0	0.00
Parking Facilities (03G)	0	0.00	0	0.00	0	0.00
Solid Waste Disposal Facilities (03H)	0	0.00	0	0.00	0	0.00
Flood and Drainage Facilities (03I)	0	0.00	0	0.00	0	0.00
Water/Sewer Improvements (03J)	0	0.00	0	0.00	0	0.00

Street Improvements (03K)	0	0.00	0	0.00	0	0.00
Sidewalks (03L)	0	0.00	0	0.00	0	0.00
Child Care Centers/Facilities for Children (03M)	1	0.00	1	14,081.00	2	14,081.00
Tree Planting (03N)	0	0.00	0	0.00	0	0.00
Fire Stations/Equipment (03O)	0	0.00	0	0.00	0	0.00
Health Facilities (03P)	0	0.00	1	42,794.00	1	42,794.00
Facilities for Abused and Neglected Children (03Q)	0	0.00	0	0.00	0	0.00
Asbestos Removal (03R)	0	0.00	0	0.00	0	0.00
Facilities for AIDS Patients - Not Operating Costs (03S)	0	0.00	0	0.00	0	0.00
Removal of Architectural Barriers (10)	0	0.00	0	0.00	0	0.00
Non-Residential Historic Preservation (16B)	0	0.00	0	0.00	0	0.00
	4	125,000.00	5	56,885.00	9	181,885.00

PUBLIC SERVICES

Operating Costs of Homeless/AIDS Patients Programs (03T)	0	0.00	0	0.00	0	0.00
Public Services - General (05)	0	0.00	2	3,990.73	2	3,990.73
Senior Services (05A)	0	0.00	0	0.00	0	0.00
Services for the Disabled (05B)	0	0.00	0	0.00	0	0.00
Legal Services (05C)	1	5,500.00	1	0.00	2	5,500.00
Youth Services (05D)	0	0.00	7	20,093.48	7	20,093.48
Transportation Services (05E)	0	0.00	0	0.00	0	0.00
Substance Abuse Services (05F)	0	0.00	0	0.00	0	0.00
Battered and Abused Spouses (05G)	1	5,000.00	0	0.00	1	5,000.00
Employment Training (05H)	0	0.00	0	0.00	0	0.00
Crime Awareness/Prevention (05I)	0	0.00	0	0.00	0	0.00
Fair Housing Activities (05J)	0	0.00	0	0.00	0	0.00
Tenant/Landlord Counseling (05K)	0	0.00	0	0.00	0	0.00
Child Care Services (05L)	0	0.00	0	0.00	0	0.00
Health Services (05M)	0	0.00	0	0.00	0	0.00
Abused and Neglected Children (05N)	0	0.00	1	3,335.00	1	3,335.00
Mental Health Services (05O)	0	0.00	1	24,000.00	1	24,000.00
Screening for Lead-Based Paint/Hazards/Poisoning (05P)	0	0.00	0	0.00	0	0.00
Subsistence Payments (05Q)	1	28,045.23	0	0.00	1	28,045.23

IDIS - C04PR23

U.S. DEPARTMENT OF HOUSING AND URBAN DEVELOPMENT  
OFFICE OF COMMUNITY PLANNING AND DEVELOPMENT  
INTEGRATED DISBURSEMENT AND INFORMATION SYSTEM  
PROGRAM YEAR 2006 SUMMARY OF ACCOMPLISHMENTS  
RAPID CITY, SD

DATE: 06-06-07  
TIME: 17:36  
PAGE: 3

COUNT OF CDBG ACTIVITIES WITH DISBURSEMENTS BY ACTIVITY GROUP & MATRIX CODE

	UNDERWAY ACTIVITIES		COMPLETED ACTIVITIES		PROGRAM YEAR TOTAL	
	COUNT	\$ DISBURSED	COUNT	\$ DISBURSED	COUNT	\$ DISBURSED
PUBLIC SERVICES (continued)						
Homeownership Assistance - Not Direct (05R)	0	0.00	0	0.00	0	0.00
Rental Housing Subsidies - HOME TBRA (05S)	0	0.00	0	0.00	0	0.00
Security Deposits (05T)	0	0.00	0	0.00	0	0.00
Homebuyer Counseling (05U)	0	0.00	0	0.00	0	0.00
	3	38,545.23	12	51,419.21	15	89,964.44
PLANNING/ADMINISTRATIVE						
HOME Adm/Planning Costs of PJ -not part of 5% Adm cap(19A)	0	0.00	0	0.00	0	0.00
HOME CHDO Operating Costs - not part of 5% Admin cap (19B)	0	0.00	0	0.00	0	0.00
Planning (20)	1	0.00	0	0.00	1	0.00
General Program Administration (21A)	3	88,422.39	2	51,279.26	5	139,701.65
Indirect Costs (21B)	0	0.00	0	0.00	0	0.00
Public Information (21C)	0	0.00	0	0.00	0	0.00
Fair Housing Activities - subject to 20% Admin cap (21D)	0	0.00	0	0.00	0	0.00
Submissions or Applications for Federal Programs (21E)	0	0.00	0	0.00	0	0.00
HOME Rental Subsidy Payments - subject to 5% cap (21F)	0	0.00	0	0.00	0	0.00
HOME Security Deposits - subject to 5% cap (21G)	0	0.00	0	0.00	0	0.00
HOME Adm/Planning Costs of PJ - subject to 5% cap (21H)	0	0.00	0	0.00	0	0.00
HOME CHDO Operating Expenses - subject to 5% cap (21I)	0	0.00	0	0.00	0	0.00
	4	88,422.39	2	51,279.26	6	139,701.65

IDIS - C04PR23

U.S. DEPARTMENT OF HOUSING AND URBAN DEVELOPMENT  
 OFFICE OF COMMUNITY PLANNING AND DEVELOPMENT  
 INTEGRATED DISBURSEMENT AND INFORMATION SYSTEM  
 PROGRAM YEAR 2006 SUMMARY OF ACCOMPLISHMENTS  
 RAPID CITY, SD

DATE: 06-06-07  
 TIME: 17:36  
 PAGE: 4

COUNT OF CDBG ACTIVITIES WITH DISBURSEMENTS BY ACTIVITY GROUP & MATRIX CODE

	UNDERWAY ACTIVITIES		COMPLETED ACTIVITIES		PROGRAM YEAR TOTAL	
	COUNT	\$ DISBURSED	COUNT	\$ DISBURSED	COUNT	\$ DISBURSED
OTHER						
Interim Assistance (06)	0	0.00	0	0.00	0	0.00
Urban Renewal Completion (07)	0	0.00	0	0.00	0	0.00
Privately Owned Utilities (11)	0	0.00	0	0.00	0	0.00
CDBG Non-Profit Organization Capacity Building (19C)	0	0.00	0	0.00	0	0.00
CDBG Assistance to Institutes of Higher Education (19D)	0	0.00	0	0.00	0	0.00
Planned Repayment of Section 108 Loan Principal (19F)	0	0.00	0	0.00	0	0.00
Unplanned Repayment of Section 108 Loan Principal (19G)	0	0.00	0	0.00	0	0.00
State CDBG Technical Assistance to Grantees (19H)	0	0.00	0	0.00	0	0.00
Unprogrammed Funds (22)	0	0.00	0	0.00	0	0.00
HOPWA (31)	0	0.00	0	0.00	0	0.00
HOPWA Grantee Activity (31A)	0	0.00	0	0.00	0	0.00
HOPWA Grantee Administration (31B)	0	0.00	0	0.00	0	0.00
HOPWA Project Sponsor Activity (31C)	0	0.00	0	0.00	0	0.00
HOPWA Project Sponsor Administration (31D)	0	0.00	0	0.00	0	0.00
	-----	-----	-----	-----	-----	-----
	0	0.00	0	0.00	0	0.00
TOTALS	30	548,183.02	26	159,583.47	56	707,766.49

IDIS - C04PR23

U.S. DEPARTMENT OF HOUSING AND URBAN DEVELOPMENT  
 OFFICE OF COMMUNITY PLANNING AND DEVELOPMENT  
 INTEGRATED DISBURSEMENT AND INFORMATION SYSTEM  
 PROGRAM YEAR 2006 SUMMARY OF ACCOMPLISHMENTS  
 RAPID CITY, SD

DATE: 06-06-07  
 TIME: 17:36  
 PAGE: 5

CDBG SUM OF ACTUAL ACCOMPLISHMENTS FROM THE C04MA04 SCREEN BY ACTIVITY GROUP AND ACCOMPLISHMENT TYPE

	UNDERWAY ACTIVITIES	COMPLETED ACTIVITIES	TOTAL ACTIVITIES
ACQUISITION/PROPERTY-RELATED			
Acquisition (01)			
Housing Units	1	0	1
ECONOMIC DEVELOPMENT			
HOUSING			
Direct Homeownership Assistance (13)			
Households	1	0	1
Rehab: Single-Unit Residential (14A)			
Housing Units	14	0	14
PUBLIC FACILITIES/IMPROVEMENTS			

Child Care Centers/Facilities for Children (03M)			
Public Facilities	0	1	1
Health Facilities (03P)			
Public Facilities	0	1	1
CATEGORY TOTALS	-----	-----	-----
Public Facilities	0	2	2
PUBLIC SERVICES			
Legal Services (05C)			
Persons	158	0	158
Youth Services (05D)			
Persons	0	2,299	2,299
Abused and Neglected Children (05N)			
Persons	0	312	312
Mental Health Services (05O)			
Persons	0	366	366
Subsistence Payments (05Q)			
Persons	352	0	352
CATEGORY TOTALS	-----	-----	-----
Persons	510	2,977	3,487

PLANNING/ADMINISTRATIVE

OTHER

IDIS - C04PR23

U.S. DEPARTMENT OF HOUSING AND URBAN DEVELOPMENT  
 OFFICE OF COMMUNITY PLANNING AND DEVELOPMENT  
 INTEGRATED DISBURSEMENT AND INFORMATION SYSTEM  
 PROGRAM YEAR 2006 SUMMARY OF ACCOMPLISHMENTS  
 RAPID CITY, SD

DATE: 06-06-07  
 TIME: 17:36  
 PAGE: 6

CDBG SUM OF ACTUAL ACCOMPLISHMENTS FROM THE C04MA04 SCREEN BY ACTIVITY GROUP AND ACCOMPLISHMENT TYPE

	UNDERWAY ACTIVITIES	COMPLETED ACTIVITIES	TOTAL ACTIVITIES
TOTAL OF ACTUAL ACCOMPLISHMENTS FROM THE C04MA04 SCREEN			
Persons	510	2,977	3,487
Households	1	0	1
Housing Units	15	0	15
Public Facilities	0	2	2
Feet/Public Utilities	0	0	0
Organizations	0	0	0
Businesses	0	0	0
Jobs	0	0	0
Loans	0	0	0

IDIS - C04PR23

U.S. DEPARTMENT OF HOUSING AND URBAN DEVELOPMENT  
 OFFICE OF COMMUNITY PLANNING AND DEVELOPMENT  
 INTEGRATED DISBURSEMENT AND INFORMATION SYSTEM  
 PROGRAM YEAR 2006 SUMMARY OF ACCOMPLISHMENTS  
 RAPID CITY, SD

DATE: 06-06-07  
 TIME: 17:36  
 PAGE: 7

CDBG BENEFICIARIES BY RACIAL/ETHNIC CATEGORY

\*\*\*\*\* HOUSING \*\*\*\*\*

	Persons		Households		Not Specified	
	Tot#	#Hispanic	Tot#	#Hispanic	Tot#	#Hispanic
WHITE:	0	0	59	4	0	0
BLACK/AFRICAN AMERICAN:	0	0	0	0	0	0
ASIAN:	0	0	1	0	0	0
AMERICAN INDIAN/ALASKAN NATIVE:	0	0	12	0	0	0
NATIVE HAWAIIAN/OTHER PACIFIC ISLANDER:	0	0	0	0	0	0
AMERICAN INDIAN/ALASKAN NATIVE & WHITE:	0	0	0	0	0	0
ASIAN & WHITE:	0	0	0	0	0	0
BLACK/AFRICAN AMERICAN & WHITE:	0	0	0	0	0	0
AM. INDIAN/ALASKAN NATIVE & BLACK/AFRICAN AM.:	0	0	0	0	0	0
OTHER MULTI-RACIAL:	0	0	0	0	0	0
TOTAL:	0	0	72	4	0	0

\*\*\*\*\* NON-HOUSING \*\*\*\*\*

	Persons		Households		Not Specified	
	Tot#	#Hispanic	Tot#	#Hispanic	Tot#	#Hispanic
WHITE:	27,922	265	13	0	0	0
BLACK/AFRICAN AMERICAN:	313	8	0	0	0	0
ASIAN:	176	0	0	0	0	0
AMERICAN INDIAN/ALASKAN NATIVE:	5,267	48	9	0	0	0
NATIVE HAWAIIAN/OTHER PACIFIC ISLANDER:	8	0	0	0	0	0
AMERICAN INDIAN/ALASKAN NATIVE & WHITE:	146	1	0	0	0	0
ASIAN & WHITE:	24	0	0	0	0	0
BLACK/AFRICAN AMERICAN & WHITE:	192	1	0	0	0	0
AM. INDIAN/ALASKAN NATIVE & BLACK/AFRICAN AM.:	174	0	0	0	0	0
OTHER MULTI-RACIAL:	631	9	0	0	0	0
TOTAL:	34,853	332	22	0	0	0

IDIS - C04PR23

U.S. DEPARTMENT OF HOUSING AND URBAN DEVELOPMENT  
 OFFICE OF COMMUNITY PLANNING AND DEVELOPMENT  
 INTEGRATED DISBURSEMENT AND INFORMATION SYSTEM  
 PROGRAM YEAR 2006 SUMMARY OF ACCOMPLISHMENTS  
 RAPID CITY, SD

DATE: 06-06-07  
 TIME: 17:36  
 PAGE: 8

\*\*\*\*\* TOTAL \*\*\*\*\*

	Persons		Households		Not Specified	
	Tot#	#Hispanic	Tot#	#Hispanic	Tot#	#Hispanic
WHITE:	27,922	265	72	4	0	0
BLACK/AFRICAN AMERICAN:	313	8	0	0	0	0
ASIAN:	176	0	1	0	0	0
AMERICAN INDIAN/ALASKAN NATIVE:	5,267	48	21	0	0	0
NATIVE HAWAIIAN/OTHER PACIFIC ISLANDER:	8	0	0	0	0	0
AMERICAN INDIAN/ALASKAN NATIVE & WHITE:	146	1	0	0	0	0
ASIAN & WHITE:	24	0	0	0	0	0
BLACK/AFRICAN AMERICAN & WHITE:	192	1	0	0	0	0
AM. INDIAN/ALASKAN NATIVE & BLACK/AFRICAN AM.:	174	0	0	0	0	0
OTHER MULTI-RACIAL:	631	9	0	0	0	0
TOTAL:	34,853	332	94	4	0	0

IDIS - C04PR23

U.S. DEPARTMENT OF HOUSING AND URBAN DEVELOPMENT  
 OFFICE OF COMMUNITY PLANNING AND DEVELOPMENT  
 INTEGRATED DISBURSEMENT AND INFORMATION SYSTEM  
 PROGRAM YEAR 2006 SUMMARY OF ACCOMPLISHMENTS  
 RAPID CITY, SD

DATE: 06-06-07  
 TIME: 17:36  
 PAGE: 9

CDBG BENEFICIARIES BY INCOME CATEGORY

	EXTREMELY LOW <=30%	LOW >30% and <=50%	MOD >50% and <=80%	TOTAL LOW-MOD	NON LOW-MOD >80%	TOTAL BENEFICIARIES
<b>HOUSING - OWNER OCCUPIED</b>						
Persons	0	0	0	0	0	0
Households	5	13	19	37	0	37
Not Specified	0	0	0	0	0	0
<b>HOUSING - RENTAL OCCUPIED</b>						
Persons	0	0	0	0	0	0
Households	0	0	0	0	0	0
Not Specified	0	0	0	0	0	0
<b>HOUSING - TOTAL*</b>						
Persons	0	0	0	0	0	0
Households	16	34	22	72	0	72
Not Specified	0	0	0	0	0	0
<b>NON-HOUSING</b>						
Persons	9,551	12,560	12,470	34,581	331	34,912
Households	4	10	8	22	0	22
Not Specified	0	0	0	0	0	0
<b>TOTAL</b>						
Persons	9,551	12,560	12,470	34,581	331	34,912
Households	20	44	30	94	0	94
Not Specified	0	0	0	0	0	0

\* Note: If "HOUSING - TOTAL" does not equal the sum of "HOUSING - OWNER OCCUPIED" and "HOUSING - RENTAL OCCUPIED", it is due to the combination of data by income category captured with the old requirements and the new requirements.

IDIS - C04PR23

U.S. DEPARTMENT OF HOUSING AND URBAN DEVELOPMENT  
 OFFICE OF COMMUNITY PLANNING AND DEVELOPMENT  
 INTEGRATED DISBURSEMENT AND INFORMATION SYSTEM  
 PROGRAM YEAR 2006 SUMMARY OF ACCOMPLISHMENTS  
 RAPID CITY, SD

DATE: 06-06-07  
 TIME: 17:36  
 PAGE: 10

HOME DISBURSEMENTS AND UNIT COMPLETIONS

ACTIVITY TYPE	DISBURSED AMOUNT	UNITS COMPLETED	UNITS OCCUPIED
RENTALS	0.00	0	0
TBRA FAMILIES	0.00	0	0
FIRST-TIME HOMEBUYERS	0.00	0	0
EXISTING HOMEOWNERS	0.00	0	0
TOTAL, RENTALS AND TBRA	0.00	0	0
TOTAL, HOMEBUYERS AND HOMEOWNERS	0.00	0	0
	0.00	0	0

HOME UNIT COMPLETIONS BY PERCENT OF AREA MEDIAN INCOME

ACTIVITY TYPE	0% - 30%	31% - 50%	51% - 60%	61% - 80%	TOTAL 0% - 60%	TOTAL 0% - 80%	REPORTED AS VACANT
RENTALS	0	0	0	0	0	0	0
TBRA FAMILIES	0	0	0	0	0	0	0
FIRST-TIME HOMEBUYERS	0	0	0	0	0	0	0
EXISTING HOMEOWNERS	0	0	0	0	0	0	0
TOTAL, RENTALS AND TBRA	0	0	0	0	0	0	0
TOTAL, HOMEBUYERS AND HOMEOWNERS	0	0	0	0	0	0	0
	0	0	0	0	0	0	0

IDIS - C04PR23

U.S. DEPARTMENT OF HOUSING AND URBAN DEVELOPMENT  
 OFFICE OF COMMUNITY PLANNING AND DEVELOPMENT  
 INTEGRATED DISBURSEMENT AND INFORMATION SYSTEM  
 PROGRAM YEAR 2006 SUMMARY OF ACCOMPLISHMENTS  
 RAPID CITY, SD

DATE: 06-06-07  
 TIME: 17:36  
 PAGE: 11

HOME UNIT COMPLETIONS BY RACIAL/ETHNIC CATEGORY

	RENTALS		TBRA FAMILIES		FIRST-TIME HOMEBUYERS	
	Tot#	#Hispanic	Tot#	#Hispanic	Tot#	#Hispanic
WHITE:	0	0	0	0	0	0
BLACK/AFRICAN AMERICAN:	0	0	0	0	0	0
ASIAN:	0	0	0	0	0	0
AMERICAN INDIAN/ALASKAN NATIVE:	0	0	0	0	0	0
NATIVE HAWAIIAN/OTHER PACIFIC ISLANDER:	0	0	0	0	0	0
AMERICAN INDIAN/ALASKAN NATIVE & WHITE:	0	0	0	0	0	0
ASIAN & WHITE:	0	0	0	0	0	0
BLACK/AFRICAN AMERICAN & WHITE:	0	0	0	0	0	0
AM.INDIAN/ALASKAN NATIVE & BLACK/AFRICAN AM.	0	0	0	0	0	0
OTHER MULTI-RACIAL:	0	0	0	0	0	0
TOTAL:	0	0	0	0	0	0

EXISTING HOMEOWNERS	TOTAL, RENTALS AND TBRA	TOTAL, HOMEBUYERS AND HOMEOWNERS	TOTAL, RENTALS AND TBRA + TOTAL, HOMEBUYERS AND HOMEOWNERS
---------------------	-------------------------	----------------------------------	--

	Tot#	#Hispanic	Tot#	#Hispanic	Tot#	#Hispanic	Tot#	#Hispanic
WHITE:	0	0	0	0	0	0	0	0
BLACK/AFRICAN AMERICAN:	0	0	0	0	0	0	0	0
ASIAN:	0	0	0	0	0	0	0	0
AMERICAN INDIAN/ALASKAN NATIVE:	0	0	0	0	0	0	0	0
NATIVE HAWAIIAN/OTHER PACIFIC ISLANDER:	0	0	0	0	0	0	0	0
AMERICAN INDIAN/ALASKAN NATIVE & WHITE:	0	0	0	0	0	0	0	0
ASIAN & WHITE:	0	0	0	0	0	0	0	0
BLACK/AFRICAN AMERICAN & WHITE:	0	0	0	0	0	0	0	0
AM. INDIAN/ALASKAN NATIVE & BLACK/AFRICAN AM.:	0	0	0	0	0	0	0	0
OTHER MULTI-RACIAL:	0	0	0	0	0	0	0	0
TOTAL:	0	0	0	0	0	0	0	0

[Download this Report](#)  
[Back to Report Listings](#)