



**MENARDS QUOTE**  
 1805 EGLIN STREET  
 RAPID CITY, SD 57703  
 (605) 399-3922  
 (605) 399-9945  
 Store Number: 3133  
 Store Code: RAPC

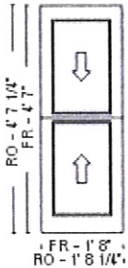
Date: 9/22/2014

**Business:** Sykora Construction  
**Guest:** Brian Sykora  
 1221 West Blvd  
  
 Rapid City, SD 57701-3516  
 Phone: 6053913926  
 Fax: 6053410131

**Team Member:** 1171767  
**Quote Number:** TBD  
**Quote Name:** Unassigned Quote

| Line Item | Quantity | Product Description | Unit Price | Total Price |
|-----------|----------|---------------------|------------|-------------|
| 100-1     | 4        |                     | \$457.70   | \$1,830.80  |

**Rough Opening:** 1' 8 1/4" X 4' 7 1/4"  
**Frame Size:** 1' 8" X 4' 7"



Unit is viewed from the outside looking in.

**Room Location:**  
 None Assigned

Crestline Select Clad Replacement Double Hung, Series = Value Plus Aluminum Clad Wood, Frame Type = Pocket Replacement Frame, Measurement Entry Type = Frame Size, Product Style = Complete Unit, Hinging Group (Viewed from Exterior) = Operating, Sash Split = Even, Overall Frame Width = 20, Overall Frame Height = 55, Egress = Does Not Meet Egress, Sill Slope = 0-4 Degrees Flat, Exterior Finish = Clad, Exterior Finish Type = Standard Color, Exterior Color = Hunter Green, Interior Material = Pine, Interior Finish = None, Jambliner = Beige, Glazing = Insulated Zo-E Shield 5, EasyCare Options = With EasyCare, Tempered Glass = No, Air Space Options = Inert Gas, Glass Option = None, Hardware Type = Integral Plow, Hardware Finish = Copper, Number of Locks = 1 Lock, Screen = No Screen(s), No Grille(s), No Grille(s), Clad Exterior Casing Options = No Clad Casing, Extension Jamb = 3 1/4" Frame Extrusion, Is this a Re-Order PO ? = No

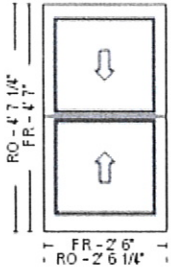


| Price Breakdown |          |
|-----------------|----------|
| Base Price      | \$447.45 |
| EasyCare Add-on | \$10.25  |

Pocket Alum - Wood

| Line Item | Quantity | Product Description | Unit Price | Total Price |
|-----------|----------|---------------------|------------|-------------|
| 200-1     | 8        |                     | \$506.37   | \$4,050.96  |

**Rough Opening:** 2' 6 1/4" X 4' 7 1/4"  
**Frame Size:** 2' 6" X 4' 7"



Unit is viewed from the outside looking in.

**Room Location:**  
 None Assigned

Crestline Select Clad Replacement Double Hung, Series = Value Plus Aluminum Clad Wood, Frame Type = Pocket Replacement Frame, Measurement Entry Type = Frame Size  
 Product Style = Complete Unit, Hinging Group (Viewed from Exterior) = Operating  
 Sash Split = Even, Overall Frame Width = 30, Overall Frame Height = 55  
 Egress = Does Not Meet Egress  
 Sill Slope = 0-4 Degrees Flat  
 Exterior Finish = Clad, Exterior Finish Type = Standard Color, Exterior Color = Hunter Green  
 Interior Material = Pine, Interior Finish = None, Jambliner = Beige  
 Glazing = Insulated Zo-E Shield 5, EasyCare Options = With EasyCare, Tempered Glass = No, Air Space Options = Inert Gas, Glass Option = None  
 Hardware Type = Integral Plow, Hardware Finish = Copper, Number of Locks = 1 Lock  
 Screen = No Screen(s)  
 No Grille(s), No Grille(s)  
 Clad Exterior Casing Options = No Clad Casing  
 Extension Jambs = 3 1/4" Frame Extrusion  
 Is this a Re-Order PO ? = No

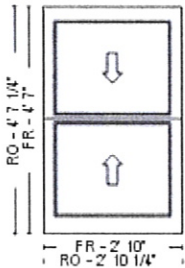


*Pocket Alum wood*

| Price Breakdown |          |
|-----------------|----------|
| Base Price      | \$491.86 |
| EasyCare Add-on | \$14.52  |

| Line Item | Quantity | Product Description | Unit Price | Total Price |
|-----------|----------|---------------------|------------|-------------|
| 300-1     | 2        |                     | \$508.94   | \$1,017.88  |

**Rough Opening:** 2' 10 1/4" X 4' 7 1/4"  
**Frame Size:** 2' 10" X 4' 7"



Unit is viewed from the outside looking in.

**Room Location:**  
 None Assigned

Crestline Select Clad Replacement Double Hung, Series = Value Plus Aluminum Clad Wood, Frame Type = Pocket Replacement Frame, Measurement Entry Type = Frame Size  
 Product Style = Complete Unit, Hinging Group (Viewed from Exterior) = Operating  
 Sash Split = Even, Overall Frame Width = 34, Overall Frame Height = 55  
 Egress = Does Not Meet Egress  
 Sill Slope = 0-4 Degrees Flat  
 Exterior Finish = Clad, Exterior Finish Type = Standard Color, Exterior Color = Hunter Green  
 Interior Material = Pine, Interior Finish = None, Jambliner = Beige  
 Glazing = Insulated Zo-E Shield 5, EasyCare Options = With EasyCare, Tempered Glass = No, Air Space Options = Inert Gas, Glass Option = None  
 Hardware Type = Integral Plow, Hardware Finish = Copper, Number of Locks = 2 Locks  
 Screen = No Screen(s)  
 No Grille(s), No Grille(s)  
 Clad Exterior Casing Options = No Clad Casing  
 Extension Jambs = 3 1/4" Frame Extrusion  
 Is this a Re-Order PO ? = No

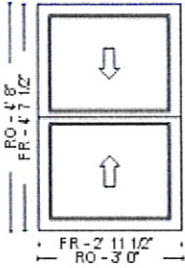


*Pocket Alum wood*

| Price Breakdown |          |
|-----------------|----------|
| Base Price      | \$491.86 |
| EasyCare Add-on | \$17.08  |

| Line Item | Quantity | Product Description | Unit Price | Total Price |
|-----------|----------|---------------------|------------|-------------|
| 400-1     | 2        |                     | \$491.18   | \$982.36    |

**Rough Opening:** 3' 0" X 4' 8"  
**Frame Size:** 2' 11 1/2" X 4' 7 1/2"



Unit is viewed from the outside looking in.

**Room Location:**  
None Assigned

Crestline Elite Premium Clad Double Hung, Series = Premium Aluminum Clad Wood, Frame Type = Standard Frame, Measurement Entry Type = Catalog Size  
 Product Style = Complete Unit, Hinging Group (Viewed from Exterior) = Operating, High Performance = No  
 Sash Split = Even, Catalog Width = 3-0, Catalog Height = 4-8  
 Egress = Does Not Meet Egress  
 Exterior Finish = Clad, Exterior Finish Type = Standard Color, Exterior Color = Hunter Green  
 Interior Material = Pine, Interior Finish = None, Jambliner = Beige  
 Glazing = Insulated Zo-E Shield 5, EasyCare Options = With EasyCare, Tempered Glass = No, Air Space Options = Inert Gas, Glass Option = None  
 Hardware Type = Lock W/Manual Latches, Sash Lift Options = Lift Handles (Shipped Loose, Hardware Finish = Tan, Number of Locks = 1 Lock  
 Screen = No Screen(s)  
 No Grille(s), No Grille(s)  
 Clad Exterior Casing Options = No Clad Casing, Nailfin = Yes, Installation Clips = No Installation Clips  
 Extension Jamb = 4 9/16", Extension Jamb Material = Pine  
 Is this a Re-Order PO? = No

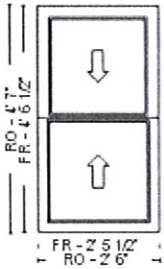


*Alum - wood*  
*nailing*

| Price Breakdown  |          |
|------------------|----------|
| Base Price       | \$469.32 |
| EasyCare Add-on  | \$16.40  |
| Sash Lift Handle | \$5.47   |

| Line Item | Quantity | Product Description | Unit Price | Total Price |
|-----------|----------|---------------------|------------|-------------|
| 500-1     | 1        |                     | \$324.73   | \$324.73    |

**Rough Opening:** 2' 6" X 4' 7"  
**Frame Size:** 2' 5 1/2" X 4' 6 1/2"



Unit is viewed from the outside looking in.

**Room Location:**  
None Assigned

Crestline Select 300 Replacement Double Hung, Series = Premium Select Vinyl, Frame Type = Pocket Replacement Frame, Measurement Entry Type = Rough Opening  
 Product Style = Complete Unit, Hinging Group (Viewed from Exterior) = Operating  
 Sash Split = Even, Rough Opening Width = 30, Rough Opening Height = 55  
 Egress = Does Not Meet Egress  
 Exterior Finish = Vinyl, Exterior Color = Almond  
 Interior Finish = Almond  
 Glazing = Insulated Zo-E Shield 5, EasyCare Options = With EasyCare, Tempered Glass = No, Air Space Options = Inert Gas, Glass Option = None  
 Hardware Finish = Almond, Number of Locks = 1 Lock, Night Latches = No Night Latches, Opening Control Device = No Opening Control Device  
 Screen = Fiberglass, Screen Style = Full Screen, Screen Frame Color = Almond, Screen(s) Shipped Loose = No  
 No Grille(s), No Grille(s)  
 Head Expander/Sill Filler Kit = Yes  
 Exterior Trim Options = No Exterior Trim, Nailfin = No  
 Extension Jamb = 3 1/4" Frame Extrusion  
 Is this a Re-Order PO? = No

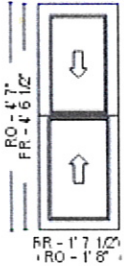


*Vinyl*

| Price Breakdown      |          |
|----------------------|----------|
| Base Price           | \$295.73 |
| Color Add-on         | \$6.97   |
| Head Expander Add-on | \$10.17  |
| EasyCare Add-on      | \$11.86  |

| Line Item | Quantity | Product Description | Unit Price | Total Price |
|-----------|----------|---------------------|------------|-------------|
| 600-1     | 4        |                     | \$296.14   | \$1,184.56  |

Rough Opening: 1' 8" X 4' 7"  
 Frame Size: 1' 7 1/2" X 4' 6 1/2"



Unit is viewed from the outside looking in.

Room Location:  
 None Assigned

Crestline Select 300 Replacement Double Hung, Series = Premium Select Vinyl, Frame Type = Pocket Replacement Frame, Measurement Entry Type = Rough Opening Product Style = Complete Unit, Hinging Group (Viewed from Exterior) = Operating Sash Split = Even, Rough Opening Width = 20, Rough Opening Height = 55 Egress = Does Not Meet Egress Exterior Finish = Vinyl, Exterior Color = Almond Interior Finish = Almond Glazing = Insulated Zo-E Shield 5, EasyCare Options = With EasyCare, Tempered Glass = No, Air Space Options = Inert Gas, Glass Option = None Hardware Finish = Almond, Number of Locks = 1 Lock, Night Latches = No Night Latches, Opening Control Device = No Opening Control Device Screen = Fiberglass, Screen Style = Full Screen, Screen Frame Color = Almond, Screen(s) Shipped Loose = No No Grille(s), No Grille(s) Head Expander/Sill Filler Kit = Yes Exterior Trim Options = No Exterior Trim, Nailfin = No Extension Jambes = 3 1/4" Frame Extrusion Is this a Re-Order PO ? = No

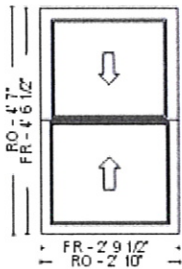


| Price Breakdown      |          |
|----------------------|----------|
| Base Price           | \$271.32 |
| Color Add-on         | \$6.97   |
| Head Expander Add-on | \$10.17  |
| EasyCare Add-on      | \$7.67   |

Vinyl

| Line Item | Quantity | Product Description | Unit Price | Total Price |
|-----------|----------|---------------------|------------|-------------|
| 700-1     | 2        |                     | \$298.22   | \$596.44    |

Rough Opening: 2' 10" X 4' 7"  
 Frame Size: 2' 9 1/2" X 4' 6 1/2"



Unit is viewed from the outside looking in.

Room Location:  
 None Assigned

Crestline Select 300 Replacement Double Hung, Series = Premium Select Vinyl, Frame Type = Pocket Replacement Frame, Measurement Entry Type = Rough Opening Product Style = Complete Unit, Hinging Group (Viewed from Exterior) = Operating Sash Split = Even, Rough Opening Width = 34, Rough Opening Height = 55 Egress = Does Not Meet Egress Exterior Finish = Vinyl, Exterior Color = Almond Interior Finish = Almond Glazing = Lo-E, EasyCare Options = With EasyCare, Tempered Glass = No, Air Space Options = Inert Gas, Glass Option = None Hardware Finish = Almond, Number of Locks = 2 Locks, Night Latches = No Night Latches, Opening Control Device = No Opening Control Device Screen = Fiberglass, Screen Style = Full Screen, Screen Frame Color = Almond, Screen(s) Shipped Loose = No No Grille(s), No Grille(s) Head Expander/Sill Filler Kit = Yes Exterior Trim Options = No Exterior Trim, Nailfin = No Extension Jambes = 3 1/4" Frame Extrusion Is this a Re-Order PO ? = No



| Price Breakdown      |          |
|----------------------|----------|
| Base Price           | \$267.83 |
| Color Add-on         | \$6.97   |
| Head Expander Add-on | \$10.17  |
| EasyCare Add-on      | \$13.25  |

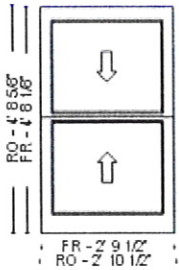
Vinyl

| Line Item | Quantity | Product Description | Unit Price | Total Price |
|-----------|----------|---------------------|------------|-------------|
|-----------|----------|---------------------|------------|-------------|

800-1 1

\$347.69 \$347.69

Rough Opening: 2' 10 1/2" X 4' 8 5/8"  
 Frame Size: 2' 9 1/2" X 4' 8 1/8"



Unit is viewed from the outside looking in.

Room Location:  
None Assigned

Crestline Elite Primed Wood Double Hung, Series = Premium Wood Exterior, Frame Type = Standard Frame, Measurement Entry Type = Catalog Size  
 Product Style = Complete Unit, Hinging Group (Viewed from Exterior) = Operating  
 Sash Split = Even, Catalog Width = 2-8, Catalog Height = 4-6  
 Egress = Does Not Meet Egress  
 Exterior Finish = Primed  
 Interior Material = Pine, Interior Finish = None, Jambliner = Beige  
 Glazing = Lo-E, EasyCare Options = With EasyCare, Tempered Glass = No, Air Space Options = Inert Gas, Glass Option = None  
 Hardware Type = Integral Plow, Hardware Finish = Copper, Number of Locks = 1 Lock, Jamb Jacks = No  
 Screen = No Screen(s)  
 No Grille(s), No Grille(s)  
 Brickmould Type = No Brickmould, Subsill (Sill Nosing) = No, Installation Clips = No Installation Clips  
 Extension Jamb = 4 9/16", Extension Jamb Material = Pine  
 Is this a Re-Order PO ? = No



Wood Wood

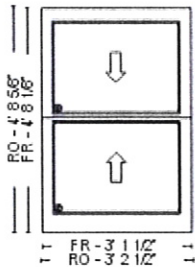
| Price Breakdown |          |
|-----------------|----------|
| Base Price      | \$342.73 |
| Screen Add-on   | -\$14.86 |
| EasyCare Add-on | \$19.81  |

| Line Item | Quantity | Product Description | Unit Price | Total Price |
|-----------|----------|---------------------|------------|-------------|
|-----------|----------|---------------------|------------|-------------|

900-1 1

\$366.51 \$366.51

Rough Opening: 3' 2 1/2" X 4' 8 5/8"  
 Frame Size: 3' 1 1/2" X 4' 8 1/8"



Unit is viewed from the outside looking in.

Room Location:  
None Assigned

Warning: The following unit has been modified to meet national egress code. Interior sill stop profiles and sash sizes have been changed to comply. Alignment with other units may be affected by this change  
 \*\*\*\*\*

Crestline Elite Primed Wood Double Hung, Series = Premium Wood Exterior, Frame Type = Standard Frame, Measurement Entry Type = Catalog Size  
 Product Style = Complete Unit, Hinging Group (Viewed from Exterior) = Operating  
 Sash Split = Even, Catalog Width = 3-0, Catalog Height = 4-6  
 Egress = Egress Size, Egress Option = Yes  
 Exterior Finish = Primed  
 Interior Material = Pine, Interior Finish = None, Jambliner = Beige  
 Glazing = Lo-E, EasyCare Options = With EasyCare, Tempered Glass = No, Air Space Options = Inert Gas, Glass Option = None  
 Hardware Type = Integral Plow, Hardware Finish = Copper, Number of Locks = 2 Locks, Jamb Jacks = No  
 Screen = No Screen(s)  
 No Grille(s), No Grille(s)  
 Brickmould Type = No Brickmould, Subsill (Sill Nosing) = No, Installation Clips = No Installation Clips  
 Extension Jamb = 4 9/16", Extension Jamb Material = Pine  
 Is this a Re-Order PO ? = No



Wood Wood

| Price Breakdown |          |
|-----------------|----------|
| Base Price      | \$358.59 |
| Screen Add-on   | -\$14.86 |
| EasyCare Add-on | \$22.78  |