



## Fiberglass Windows and Sliding Patio Doors



With outstanding beauty, performance and energy efficiency, Pella® Impervia® windows and patio doors are *creating a better view of home.*









Pella® Impervia® windows and patio doors. Their name says it all. Pella Impervia products combine the beauty you expect from Pella with the durability to be virtually impervious to all weather conditions. Plus, they're low-maintenance, provide incredible energy efficiency and have the quality look of painted wood. Windows and doors built to stand up. And stand out. That's how Pella Impervia products are *creating a better view.*

Visit the Pella Impervia windows and patio doors page for more ideas and inspiration at [pella.com/pella-impervia](https://pella.com/pella-impervia).



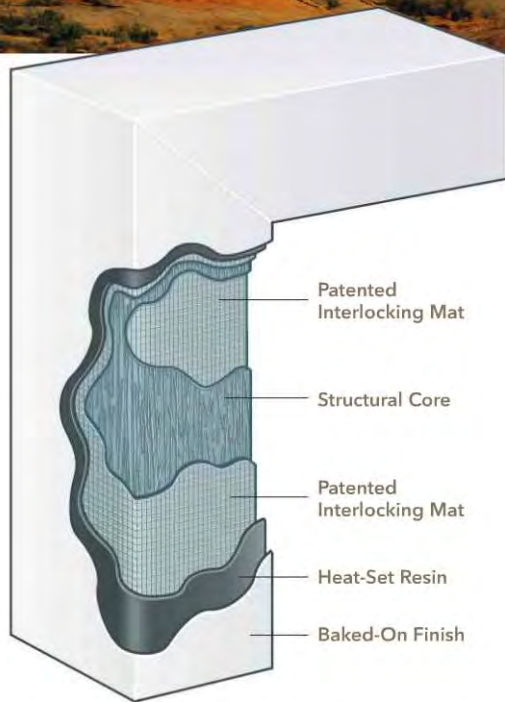
# WHY CHOOSE Pella® Impervia®

Fiberglass Windows and Patio Doors



**SUPERIOR PERFORMANCE IN  
EXTREME WEATHER CONDITIONS**

**They're exceptionally strong  
and durable.**



## **Withstands high heat and subzero cold.**

Duracast® material – Pella's patented, five-layer, engineered fiberglass composite – is ideally suited for all climates.



**EXCEPTIONAL ENERGY EFFICIENCY**

**Excellent insulating properties keep  
you more comfortable.**



**ENERGY STAR® performance.** Pella Impervia products offer the energy-efficient options that will meet or exceed ENERGY STAR guidelines in all 50 states.<sup>1</sup>

- For a typical home, choose ENERGY STAR and save \$146 – \$501 a year when replacing single-pane windows.<sup>2</sup>
- You'll enjoy a more comfortable home year round.
- Choose optional foam-insulated frames to further improve energy efficiency in extreme climates.

<sup>1</sup> Some Pella products may not meet ENERGY STAR guidelines in Canada. For more information, contact your local Pella sales representative or go to [energystar.gc.ca](http://energystar.gc.ca).

<sup>2</sup> The U.S. Environmental Protection Agency and the Department of Energy. Savings estimates based on an even mix of one- and two-story detached homes of 1,700 or 2,600 sq. ft., respectively, with 15% of their floor space in windows that are equally distributed across compass directions. Heating and cooling systems are modeled as either natural gas heat with electric air conditioning or electric heat pump, according to the regional breakdown reported in the Energy Information Administration's (EIA) 2005 Residential Energy Consumption Survey. Estimates use the EIA's 2006 average natural gas prices and 2007 electricity prices. Actual savings will vary by local climatic conditions, utility rates and individual home characteristics. For additional information, go to [energystar.gov/windows](http://energystar.gov/windows).





#### A MORE STYLISH LOOK

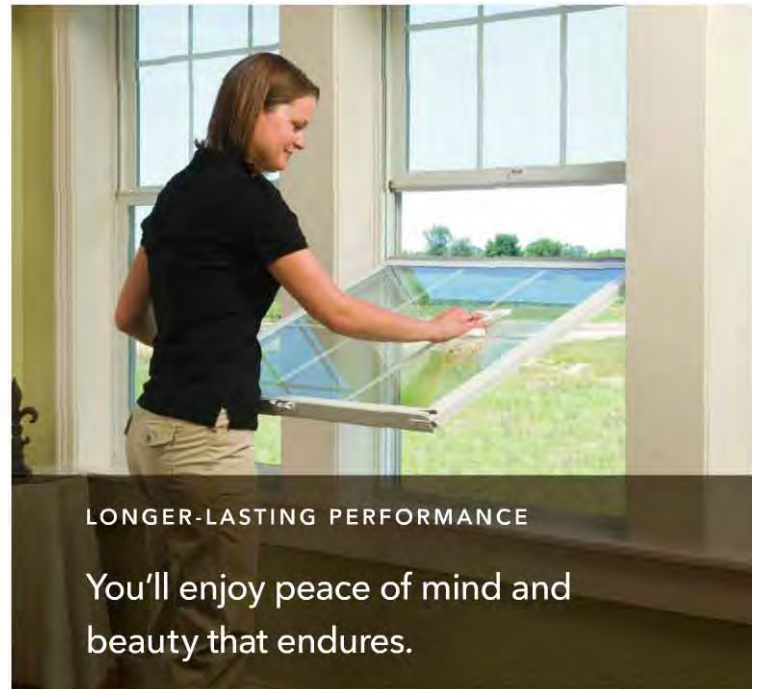
You'll love their quality appearance – they have the look of painted wood.

#### Beautifully complements your home.

- Prefinished for you with a durable, powder-coat paint finish in your choice of White, Tan, Morning Sky Gray, Brown or Black.
- Optional dual-color frame lets you complement your home inside and out. Choose from a White interior with a Tan, Morning Sky Gray, Brown or Black exterior.
- Pella's environmentally friendly paint process virtually eliminates VOCs, keeping the air inside your home healthier.

#### Brings more of the outdoors in.

Optional InView™ high-transparency screen<sup>3</sup> improves your view and lets in 14% more light and 8% more airflow<sup>4</sup>.



#### LONGER-LASTING PERFORMANCE

You'll enjoy peace of mind and beauty that endures.

**Looks great, year after year.** Pella's Duracast® fiberglass composite ensures durability other window and door materials just can't match.

**Low-maintenance paint finish.** The interior and exterior of your Pella® Impervia® windows and patio doors will look great for years.

**Backed by one of the best warranties in the business.** The Pella Limited Lifetime Warranty is nonprorated, meaning the coverages within the defined warranty periods do not decrease over time. See written warranty for complete details at [pella.com/warranty](http://pella.com/warranty).



<sup>3</sup> Warning: Use caution when children or pets are around open windows and doors. Screens are not designed to retain children or pets.

<sup>4</sup> Screen cloth airflow is based on calculated screen cloth openness. Screen cloth transmittance was measured using an integrated sphere spectrophotometer.



## THE MOST POPULAR WINDOW AND PATIO DOOR STYLES

There's a Pella® Impervia® product that's just right for you.



### Sliding Windows

**Easy operation.** Tandem nylon rollers are extra-durable and ensure smooth openings and closings.

**A tighter seal against the elements.** Pella's cam-action locks pull the sashes against the weatherstripping. Goodbye, drafts!

**Simple to clean.** Sliding sash can be removed to clean exterior glass from inside your home.



### Casement and Awning Windows

**Years of smooth openings and closings.** Stainless-steel operating arms and hinges resist rust and corrosion.

**Simple to operate.** Unison Lock System secures the window in two places with one easy-to-reach handle.

**More convenient handle design.** Fold-away handle won't get in the way of roomside window treatments.

**A breeze to clean.** Easy-clean wash feature makes it simple to clean the exterior glass from inside your home.



## Double- and Single-Hung Windows

**Years of smooth, effortless operation.** Our Advanced Balance System helps ensure your window will open and close easily for years to come.

**A tighter seal against the elements.** Pella's cam-action locks pull the sashes against the weatherstripping. Goodbye, drafts!

**Easier cleaning.** Opening sash tilts in\* – making it easy to clean the exterior glass from inside your home. (Just another popular feature invented by Pella.)

\* Available on double-hung windows only.



## Sliding Patio Doors

**Exceptional security.** Pella® Impervia® sliding patio doors, with multipoint lock hardware, have been awarded an ASTM Grade 40 security rating – the highest in the industry.

**Better draft protection.** Pella's unique design puts the sliding panel on the outside. So when the wind blows against it, it creates a tighter seal. Plus, the screen is protected from the elements.

**Years of smooth operation.** Roller system on sliding panel ensures easy openings and closings.



Sliding Patio Door Footbolt

Holds the door open just 3" for ventilation. Standard on Pella Impervia sliding patio doors.





## WINDOWS THAT ADD CHARM AND ARCHITECTURAL INTEREST

Pella® Impervia® products can turn your place into a showplace.



### Bay or Bow Windows

**The right fit for your home.** Choose between 30° and 45° bay windows and 4- and 5-unit casement bow windows. Standard and custom sizes and angles are available.

**Extra comfort and charm.** Options include beautiful birch and oak headboards and cozy insulated seatboards.

**Beautiful wood frames.** Bay and bow wood frames come unfinished, ready to be painted or stained.



### Combination, Fixed and Special Shape Windows and Doors

**Curves, angles and more.** Special Shape windows, made from fiberglass resin (non-Duracast® fiberglass composite), beautifully complement other Pella Impervia products.\*

**A quality, seamless look.** Grille options are available to match other Pella Impervia products.

**More ways to express your style.** Factory-assembled window combinations allow you to create a stunning focal point in your home.



Half Circle



Quarter Circle



Arch Head



3-Wide Sliding Window



Picture with Double-Hung Flankers



Sliding Patio Door with Transom

More combinations and shapes are available. For the complete offering, visit [pella.com](http://pella.com).



## PELLA HAS THE RIGHT GLASS FOR YOUR HOME

Increases your comfort. And helps reduce your heating and cooling costs.



### Low-E Glass Collection<sup>1</sup>

**Energy performance.** Pella's InsulShield® Low-E Glass Collection offers our most innovative and energy-saving choices – and is designed to meet a variety of specific needs. Whatever your climate, we make it easy to choose the glass that's just right for you.



**NaturalSun**  
Low-E Insulating  
Glass with Argon<sup>2</sup>



**AdvancedComfort**  
Low-E Insulating  
Glass with Argon<sup>2</sup>



**Advanced Low-E**  
Insulating Glass  
with Argon<sup>2</sup>



**SunDefense™**  
Low-E Insulating  
Glass with Argon<sup>2</sup>



#### EXTREME COLD

**BEST USE:** Extremely cold climates. Provides excellent insulation to help keep the most extreme cold out, while allowing the sun's heat to flow in and warm your home.

- Two panes of glass with Low-E thermal protection and argon<sup>2</sup> between the panes. Blocks 69% of the sun's ultraviolet rays.

**BEST USE:** Northern U.S. climates. Unique Low-E technology delivers balanced insulation from colder winters and moderate summers.

- Two panes of glass with AdvancedComfort Low-E protection and insulating argon<sup>2</sup> between the panes. Blocks 85% of the sun's ultraviolet rays.

**BEST USE:** Most climates. A popular choice because it insulates well from the cold and heat.

- Two panes of glass with multiple layers of Low-E protection and argon<sup>2</sup> between the panes. Blocks 84% of the sun's ultraviolet rays.

#### EXTREME HEAT

**BEST USE:** Hot, sunny climates. Allows in more visible light and provides a clear view, while helping to block the heat of the sun.

- Two panes of glass, multiple layers of Low-E solar protection and argon<sup>2</sup> between the panes. Blocks 94% of the sun's ultraviolet rays.

#### ADDITIONAL ENERGY-EFFICIENT GLASS OPTIONS<sup>1</sup> FOR YOUR SPECIFIC NEEDS

##### Cold Weather

NaturalSun Low-E insulating glass with argon<sup>2</sup> offers excellent insulation from the cold – while allowing the sun's heat to flow in.

##### Privacy

Obscure insulating glass is ideal for intimate spaces such as the bathroom or bedroom. The textured surface lets the sun shine in while obscuring the view.

##### Safety

Tempered glass is four times stronger than regular glass, and if the glass fractures, it will break into very small particles, not sharp pieces.

Pella® Impervia® products offer the energy-efficient options that will meet or exceed ENERGY STAR® guidelines in all 50 states.<sup>3</sup>



<sup>1</sup> Glass options can be upgraded to offer the benefits of our InsulShield energy performers. Glass options may vary per product. See specific product information for availability.

<sup>2</sup> Optional high-altitude Low-E insulating glass does not contain argon in most products. Please see your local Pella sales representative for more information.

<sup>3</sup> Some Pella products may not meet ENERGY STAR guidelines in Canada. For more information, contact your local Pella sales representative or go to [energystar.gc.ca](http://energystar.gc.ca).



## FEATURES AND OPTIONS

Pella® Impervia® windows and patio doors.

Visit [pella.com/pella-impervia](http://pella.com/pella-impervia) to see the complete list of features and options available on Pella Impervia products.

### HARDWARE FINISHES

All window and patio door hardware styles are available in White (standard), Tan, Morning Sky Gray, Brown, Black, Bright Brass, Satin Nickel and Oil-Rubbed Bronze finishes<sup>1</sup>. Antique Brass and Chrome finishes are available on sliding patio doors only.



Casement Window  
Fold-Away Crank



Double- and Single-Hung and  
Sliding Window Cam-Action Lock



Sliding Patio  
Door Handle



White



Tan



Morning Sky Gray



Brown



Black



Bright Brass



Satin Nickel



Oil-Rubbed  
Bronze



Antique Brass



Chrome

(sliding patio doors only)

### FRAME COLORS

Pella Impervia products don't need painting. They feature a durable powder-coat paint finish.



White



Tan



Morning Sky Gray



Brown



Black

### Dual-Color Frames



White Interior with  
Tan Exterior



White Interior with  
Morning Sky Gray Exterior



White Interior with  
Brown Exterior



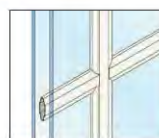
White Interior with  
Black Exterior

### SCREENS<sup>2</sup>

Pella's high-transparency screen option brings more of the outdoors in. Along with a standard conventional fiberglass screen, Pella Impervia products are available with an InView™ screen that improves your view and lets in 14% more light and 8% more airflow.<sup>3</sup>



### COLOR-MATCHED GRILLES-BETWEEN-THE-GLASS<sup>4</sup>

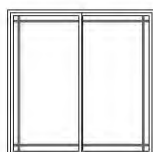


3/4" Contour

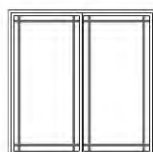
Grilles are color-matched to your window or patio door interior and exterior frame color.

### GRILLE PATTERNS<sup>5</sup>


Pella offers an attractive variety of grilles-between-the-glass patterns for the look of divided light. Custom patterns are also available.




6-Lite Prairie



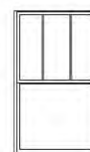
9-Lite Prairie




Traditional



Top Row



Special



Custom (equally divided)  
Additional patterns available.

<sup>1</sup> See chart on page 11 for details.

<sup>2</sup> Warning: Use caution when children or pets are around open windows and doors. Screens are not designed to retain children or pets.

<sup>3</sup> Screen cloth airflow is based on calculated screen cloth openness. Screen cloth transmittance was measured using an integrated sphere spectrophotometer.

<sup>4</sup> Appearance of exterior grille color may vary depending on the Low-E insulating glass selection.

<sup>5</sup> Grille patterns offered may vary per product. See specific product information for availability.

NOTE: Because of printing limitations, actual colors may vary from those shown. We're always working to further refine our products and develop new ones, please note that specifications may change without notice.



## Pella® Impervia® Fiberglass Window and Patio Door Features and Options

		Windows	Sliding Patio Doors
GLASS InsulShield® Low-E Glass Collection¹	Advanced Low-E insulating double-pane glass with argon²	O	O
	AdvancedComfort Low-E insulating double-pane glass with argon²	O	O
	SunDefense™ Low-E insulating double-pane glass with argon²	O	O
	NaturalSun Low-E insulating glass with argon²	O	O
GLASS Additional Energy-Efficient Options¹	Clear insulating glass	S	S
	Obscure glass	O	O
	Tempered glass	O	S
	¹ See page 9 for details. ² Optional high-altitude Low-E insulating glass available with or without argon.		
FRAME COLORS Exterior/Interior	White	S	S
	Tan	O	O
	Morning Sky Gray	O	O
	Brown	O	O
	Black	O	O
	Dual-color (White interior with a Tan, Morning Sky Gray, Brown or Black exterior)	O	O
HARDWARE FINISHES	White (on White products)	S	S
	Tan (on Tan products)	S	S
	Morning Sky Gray (on Morning Sky Gray products)	S	S
	Brown (on Brown products)	S	S
	Black (on Black products)	S	S
	Bright Brass, Satin Nickel or Oil-Rubbed Bronze	O	O
	Antique Brass or Chrome	-	O
FOOTBOLT	Holds door open about 3" for ventilation	-	S
EASY-CLEAN	Exterior glass is easy to clean from inside	S	-
GRILLES-BETWEEN-THE-GLASS*	White (on White products)	O	O
	Tan (on Tan products)	O	O
	Morning Sky Gray (on Morning Sky Gray products)	O	O
	Brown (on Brown products)	O	O
	Black (on Black products)	O	O
	Dual-color (match dual-color windows)	O	O
	* Appearance of exterior grille color may vary depending on the Low-E insulating glass selection.		
GRILLE PATTERNS*	6-Lite Prairie	O	O
	9-Lite Prairie	O	O
	Traditional	O	O
	Top Row	O	O
	Special	O	O
	Custom (equally divided)	O	O
	* Grille patterns offered may vary per product. See specific product information for availability.		
SCREENS*	Flat screen	S	S
	InView™ screen	O	O
	* Warning: Use caution when children or pets are around open windows and doors. Screens are not designed to retain children or pets.		
WARRANTY	Limited Lifetime Warranty* 	S	S
	* See written warranty for complete details at <a href="http://pella.com/warranty">pella.com/warranty</a> .		

(S) Standard (O) Optional (-) Not Available







A commitment to care for our world.

When we're making our energy-efficient windows and doors – and even when we're not – Pella is protecting our environment in communities across the country through forest stewardship, pollution prevention, waste management and other important green initiatives. Not only because it's good for business. But because it's the right thing to do. And, frankly, it's just part of the way we've always done things at Pella. When you choose Pella® windows and doors, you're making an environmentally responsible purchase you can feel good about.

Want to learn more about Pella windows and doors? Call us at **866-209-4260** or visit **pella.com**.



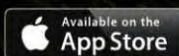
Always read the Pella warranties before purchasing or installing Pella products. See written warranties for complete details at [pella.com/warranty](http://pella.com/warranty).



Pella Corporation is a proud volunteer partner in the U.S. Environmental Protection Agency and the Department of Energy's ENERGY STAR® program to promote the use of high-efficiency products.



Find more Pella literature at:





# Want to learn more on pella.com?

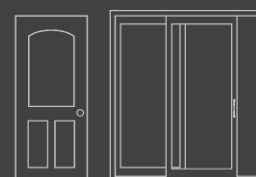
Click a link below.



Explore or Design Windows



Explore or Design Doors



Learn More About Energy Efficiency



Find Where to Buy





Thanks for exploring  
Pella's digital brochure.