

**Community Planning & Development Services**

City of Rapid City

300 Sixth Street, Rapid City, SD 57701-2724

Phone: (605) 394-4120 Fax: (605) 394-6636 Web: www.rcgov.org

**Historic  
Preservation  
11.1 Review**Date of Submission: 21 April 14 Time of Submission: \_\_\_\_\_Location Address: 1011 4th St. Year Constructed: 1968

Historic District:

- West Boulevard Historic District  Environs of West Boulevard Historic District  
 Downtown Historic District  Environs of Downtown Historic District  
 Individually Listed Property  Environs of an Individually Listed Property

Status:

- Contributing  Non-Contributing

Type:

- Commercial  Residential

Brief description of project request:

Replace hail damaged parapet walls. Current walls are made from copper metal. We are proposing to replace with a more durable product from Metal Sales (See Attached) in dark bronze color to match existing patina. Sample to be provided at meeting.

Applicant (if different from owner)

- Owner  Architect  Contractor

  
 Applicant's Signature

PLANT OPS DIRECTOR

605 719-8009

Phone Number

373 Fairmont Blvd

Street Address

605 719-8887

Fax Number

R.C. SD 57701

City, State, Zip Code

21 APR 14

Date

Rapid City Regional Hospital

Owner

Phone Number

Fax Number

Owner's Signature (\*Required\*)

Street Address

City, State, Zip Code

Date

Applications must be submitted to the Community Planning & Development Services Department by 4:00 p.m. Thursday one week prior to the 1st and 3rd Friday of the month.

**All required information must be submitted with the application. Incomplete applications will not be processed.**

Historic Preservation Commission meetings are held on the 3rd floor in the West Community Room of the City/School Administration Building, 300 6th Street, at 7:30 a.m. the 1st and 3rd Friday of each month.

**A representative must be present at the meeting or the application may be denied.**














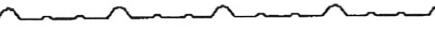
May 2nd 2014

Date of Meeting

14C M005

Application File #

# PRODUCT SOLUTION CHART

PROFILES	COVERAGE	MS COLORFAST45 24 GAUGE	KYNAR 500 PVDF 24 GAUGE	GALVALUME w/AGC 24 GAUGE
MAGNA-LOC 	16"/18"		◆	●
SEAM-LOC 24 	24"	■	◆	●
SNAP-LOC 24 	24"	■	◆	●
VERTICAL SEAM 	12"/16"/18"		●	●
PRO-LOC I, II 	12"		◆	◆
MINI/MAXI BATTEN 	12"/16"/18"		◆	●
SOFFIT PANEL 	12"		●	●
IMAGE II 	12"/16"		◆▲	◆▲
IC72-PANEL 	36"		●	●
PBR-PANEL 	36"	■	◆	●
SPAN-LINE 36A 	36"	■	◆	●
U-PANEL 	36"	■	◆	●
V-LINE 32 	32"	■	◆	●
CLASSIC RIB 	36"		◆	

- Standard colors are available in any quantity.
  - ◆ For standard colors, minimum quantity may be required.
  - Available in limited standard colors.
  - ▲ Striated only.
- \*ACG: Acrylic Coated Galvalume®

### Notes:

- For 22 gauge material, please inquire.
- For other colors, finishes, gauges, and materials, please inquire.
- For Image II, refer to Image II brochure.
- 12" Soffit Panel is available in .032 aluminum with Linen White PVDF finish in both perforated and unperforated.
- Galvalume® is a registered trademark of Bethlehem Steel Corporation.

### PAINT SYSTEMS

We use high quality paint systems designed to provide long term performance and protection. Each coating is formulated with thoroughly researched, tested and field proven pretreatments, primers, resins, and pigments that can meet your standard and performance requirements.

MS Colorfast45. This is a thermoset coating system composed of polyester resin which has been modified with a silicone resin. Much like PVDF finish, the MS Colorfast45 finish offers good protection to the elements with special consideration to chalk and fade resistance, durability, and chemical resistance.

### STORAGE INSTRUCTIONS

If metal roofing or siding is not going to be used immediately, it should be stored in a dry area. It should be unbundled and stood on end against an interior wall. If materials must be stored outside, protect with canvas or waterproof paper. Allow for air circulation, do not cover air tight.

### APPLICATION PRECAUTIONS

Avoid installing directly over green or damp lumber, porous insulation, or other damaging materials. The use of a moisture barrier is recommended in such situations. Strong chemicals, such as fertilizer, manure, some soils, and lime may cause damage. Storage or application near such materials should be avoided.

**metal sales**  
manufacturing corporation



7990 E. I-25, Frontage Road  
Longmont, Colorado 80504  
800.289.7663  
800.289.1617/Fax  
www.metalsales.us.com