




DOUBLE-HUNG & SASH REPLACEMENT

No other windows convey the sense of traditional American design like our double-hung windows. They feature an upper and lower sash that slide vertically past each other in a single frame. The sash also tilt in for convenient cleaning. In addition, we offer double-hung sash replacement windows, which allow for easy installation.



Sash replacement System

Includes all of the necessary parts and hardware for replacing existing windows while keeping trim and frame intact


AVAILABLE HARDWARE FINISHES



Oil-Rubbed Bronze**



Antique Brass



Polished Brass



Brushed Chrome



Polished Chrome



Powder-Coat White



Chestnut Bronze



Desert Sand



Powder-Coat Black




Satin Nickel†

**Finishes may appear different due to variations in printing | **Oil-Rubbed Bronze will change in appearance over time †Available with optional PVD finish for increased resistance to wear and discoloration.*




DOUBLE-HUNG FEATURES & OPTIONS

We also offer large-scale Epic® series double-hung windows (shown below). They're ideal for either new projects or historic renovations, feature extruded sash components, and can be incorporated into new or existing rough openings that are up to 5'6" wide and 8'6" tall or up to 4'6" wide and 10'6" tall, respectively.



Concealed Jamb Liner

- » Replicates historic architecture
- » No exposed track
- » Cover will match interior specie and finish

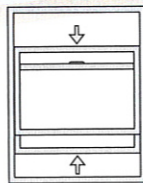


Deluxe Cam-Lock with Concealed Tilt Latch

- » Tilt Sash allows for easy cleaning from the inside of your home
- » A single mechanism controls both the locking and tilting of the sash
- » Tilt latches are concealed within the sash for a clean, streamlined appearance

Optional 3-1/2" Bottom Rail

- » Replicates historic architecture



Double-Hung

Uses moving sash on top and bottom to increase usability and air circulation.