

**KEY NOTE LEGEND:**

- ① BARISTA
- ② P.O.S.
- ③ PASTRY CASE
- ④ COLD BEVERAGE STATION
- ⑤ BREWING STATION
- ⑥ GRINDING STATION
- ⑦ WARMING STATION
- ⑧ ICE MACHINE
- ⑨ 3-COMP. SINK
- ⑩ 2-DOOR REACH-IN REFRIGERATOR
- ⑪ 2-DOOR REACH-IN FREEZER
- ⑫ METRO SHELVING
- ⑬ HAND SINK
- ⑭ MOP SINK
- ⑮ CONDIMENT CART
- ⑯ ETAGERE
- ⑰ "C+" WATER SYSTEM
- ⑱ 3- SIDED FIREPLACE AND BUILT IN HEARTH.

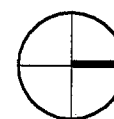
FINISHES NOTE: FLOORING FINISHES WILL BE TERRAZZO TILE AND BASE IN CAFE AND MEETING ROOM. CARPET IN THE SOFT SEATING AREA AND QUARRY TILE IN THE WORKROOM. CEILING FINISHES TO BE ACOUSTIC CEILING TILE AND GYPSUM BOARD. WALL FINISHES TO BE PAINT AND WOOD PANELING.

**WALL LEGEND:**

- PARTIAL HEIGHT WALLS
- NEW FULL HEIGHT WALLS
- EXISTING WALLS

**SCHEMATIC PLAN**

SCALE: 1/8" = 1'-0"



*Revised 12/30/09*

**SCHEMATIC DESIGN DRAWINGS ONLY — NOT INTENDED FOR CONSTRUCTION**

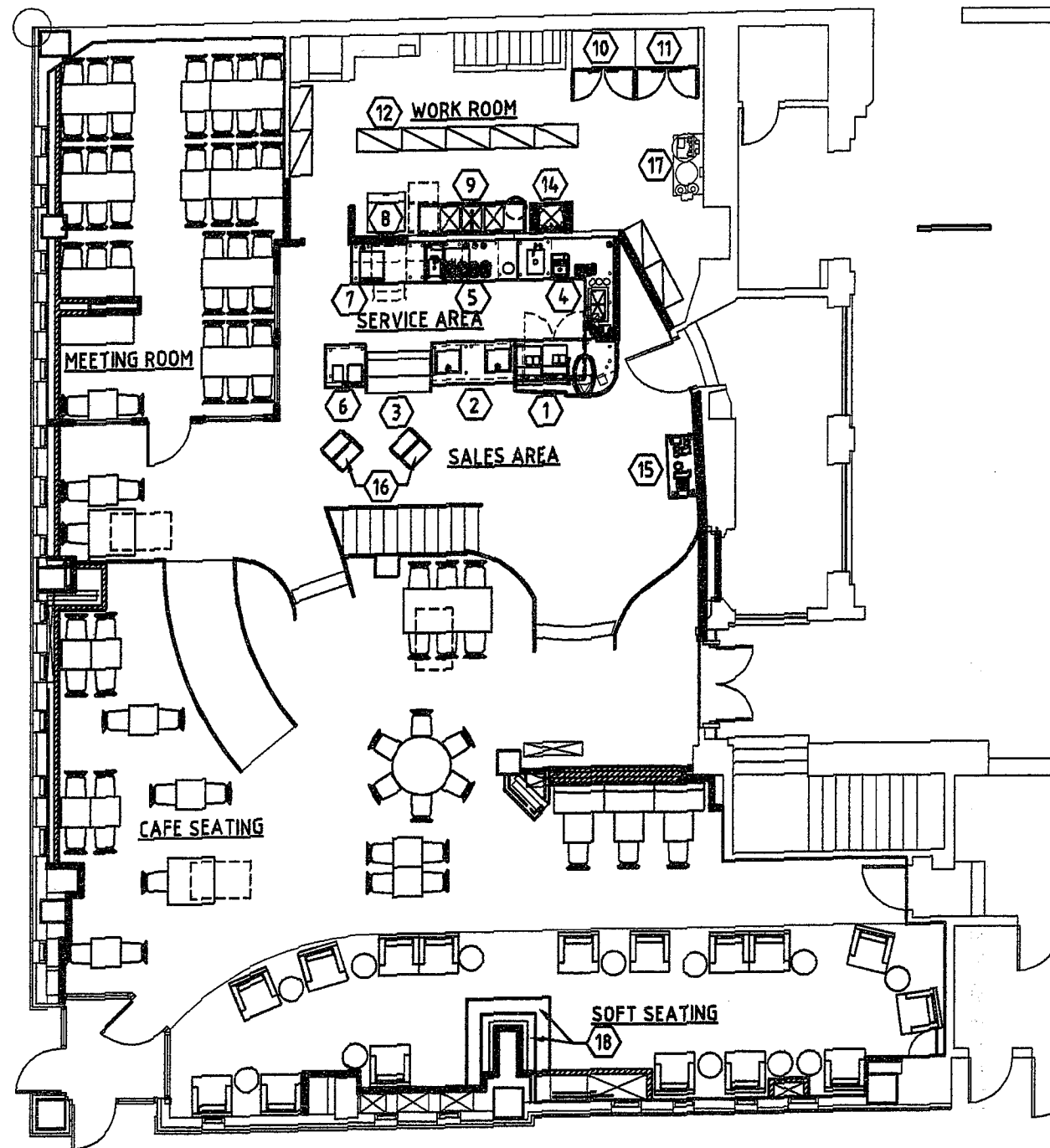
THESE SCHEMATICS, SKETCHES AS WELL AS SEATTLE'S BEST COFFEE NAME AND LOGO, TRADEMARKS AND DESIGNS ARE THE EXCLUSIVE PROPERTY OF SEATTLE'S BEST COFFEE COMPANY. ANY REPRODUCTION, MODIFICATION, DISCLOSURE AND / OR USE OF THESE MATERIALS (OR ANY PORTION OF THEM) WITHOUT SEATTLE'S BEST COFFEE COMPANY PRIOR WRITTEN CONSENT IS STRICTLY PROHIBITED.



PROJECT: HOTEL ALEX JOHNSON  
 CITY/STATE: RAPID CITY, SD 57701

LICENSEE: ISIS HOSPITALITY

APPROX. AREA: 3355 SF  
 DATE: 12/21/09



KEY NOTE LEGEND:

- ① BARISTA
- ② P.O.S.
- ③ PASTRY CASE
- ④ COLD BEVERAGE STATION
- ⑤ BREWING STATION
- ⑥ GRINDING STATION
- ⑦ WARMING STATION
- ⑧ ICE MACHINE
- ⑨ 3-COMP. SINK
- ⑩ 2-DOOR REACH-IN REFRIGERATOR
- ⑪ 2-DOOR REACH-IN FREEZER
- ⑫ METRO SHELVING
- ⑬ HAND SINK
- ⑭ MOP SINK
- ⑮ CONDIMENT CART
- ⑯ ETAGERE
- ⑰ "C+" WATER SYSTEM
- ⑱ 3- SIDED FIREPLACE AND BUILT IN HEARTH.

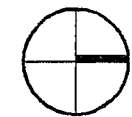
FINISHES NOTE: FLOORING FINISHES WILL BE TERRAZZO TILE AND BASE IN CAFE AND MEETING ROOM. CARPET IN THE SOFT SEATING AREA AND QUARRY TILE IN THE WORKROOM. CEILING FINISHES TO BE ACOUSTIC CEILING TILE AND GYPSUM BOARD. WALL FINISHES TO BE PAINT AND WOOD PANELING.

WALL LEGEND:

- PARTIAL HEIGHT WALLS
- NEW FULL HEIGHT WALLS
- EXISTING WALLS

**SCHEMATIC PLAN**

SCALE: 1/8" = 1'-0"



**SCHEMATIC DESIGN DRAWINGS ONLY - NOT INTENDED FOR CONSTRUCTION**

THESE SCHEMATICS, SKETCHES AS WELL AS SEATTLE'S BEST COFFEE NAME AND LOGO, TRADEMARKS AND DESIGNS ARE THE EXCLUSIVE PROPERTY OF SEATTLE'S BEST COFFEE COMPANY. ANY REPRODUCTION, MODIFICATION, DISCLOSURE AND / OR USE OF THESE MATERIALS (OR ANY PORTION OF THEM) WITHOUT SEATTLE'S BEST COFFEE COMPANY PRIOR WRITTEN CONSENT IS STRICTLY PROHIBITED.



PROJECT: **HOTEL ALEX JOHNSON**  
 CITY/STATE: **RAPID CITY SD 57701**

APPROX. AREA: 3355 SF  
 DATE: 12/21/09

LICENSEE: ISIS HOSPITALITY