



Rapid City Police Department

300 Kansas City Street
Rapid City, South Dakota 57701-2890
605-394-4131

An Internationally Accredited Law Enforcement Agency
Craig Tieszen, Chief of Police Jerry Munson, Mayor



To: Finance

LF111302-01

From: Police Department

Subject: Sirchie Finger Print Laboratories as a Sole Source

Please find attached a letter from the Vice President of Sirchie Finger Print Laboratories stating that the Krimesite Imaging System is manufactured, assembled and distributed by Sirchie's Youngsville, North Carolina manufacturing facility and is not available for purchase through any other source.

Also let it be known that the Rapid City Police Department has conducted business with this company for many years and has purchased numerous high tech and high dollar amount instruments from them.

The Krimesite Imaging System has the capability to have a technician enter a crime scene and, with a user friendly, hand held scanner, locate all fingerprint evidence prior to any processing treatments from up to fifteen feet away. The technician also has the capability to digitally record the fingerprint image and immediately have the fingerprint in hand while at the scene via a palm sized micro printer. This system includes training for our personnel.

We are planning on purchasing three of these systems for a total of \$47,995.00 which is 100% totally funded by Weed and Seed Grant Funds.

Sincerely,

Craig Tieszen
Chief of Police



Nelson Bottomley
Administrative Tech



**Krimesite Imager
Sole Source Provider Certification**

Sirchie Finger Print Laboratories, Inc. hereby certifies that it is the sole and exclusive manufacturer and distributor of the Krimesite™ Imager. The Krimesite™ Imager is manufactured, assembled and distributed at/from Sirchie's Youngsville, North Carolina manufacturing facility and is not available for purchase through any other source.

Sirchie Finger Print Laboratories, Inc.


James W. Gocke
Vice President & General Counsel

PRICE QUOTE



Sirchie Finger Print Laboratories, Inc.
 100 Hunter Place
 Youngsville, NC 27596
 Phone: 919-554-2244
 Fax: 919-554-2268

Date of Quote: Wednesday, October 30, 2002
Quote Number: ksi-ch02

Agency: Rapid City Police Dept.
Attention: Dr. Richard Talley
Address: 129 St. Joseph's Street
Address:
City/St/Zip: Rapid City, SD 57701
Phone: 605-394-4133
Fax: 605-394-6854

Qty.	Catalog No.	Product Description	Unit Price	Amount
3	KSS6996	Krimesite Imager Direct View Kit	\$15,950.00	\$47,850.00
3	KSSDIG	Canon Digital Package	\$3,125.00	\$9,375.00
				\$0.00
				\$0.00
				\$0.00
				\$0.00
				\$0.00
				\$0.00
			Sub Total	\$57,225.00
			Discount	\$9,375.00
			Total After Discount	\$47,850.00
			Shipping & Handling	\$145.00
			TOTAL	\$47,995.00

Quote Expires: Tuesday, December 31, 2002

Delivery: 14 Days ARO

FOB: Youngsville, North Carolina

Payment Due: Net 30 Days

Quoted By: Chris Harris @ 919-349-7525 / Fax: 919-570-8671

Special Offer: Up to four people from your agency may attend Sirchie's eight-hour "Krimesite Imager Training Certification Course" at no charge. This course is held once a month at Sirchie's North Carolina facility and is valued at \$350 per student. Each attendee will be responsible for his or her own travel, food, and lodging expenses. This offer must be taken advantage of within 60 days of receiving your product. Or, if you would prefer, on-site product training can be conducted at your facility for an additional charge.

Sole Source Provider Certification: Sirchie Finger Print Laboratories, Inc. hereby certifies that it is the sole and exclusive manufacturer and distributor of the Krimesite Imager. The Krimesite Imager is manufactured, assembled and distributed at/from Sirchie's Youngsville, North Carolina manufacturing facility and is not available for purchase through any other source.

Terms of Price Quote: All prices are quoted in United States dollars and do not include any taxes that may apply to your agency. Acceptance of this quotation is expressly limited to the specifications, prices, terms and conditions therein stated. All items returned to Sirchie may be subject to a 20% restocking fee. Training is non-refundable.



KRIMESITE IMAGER TRAINING COURSE

To Whom It May Concern:

Sirchie Finger Print Laboratories, Inc. will be conducting an eight-hour Krimesite Imager training certification course at our headquarters in Youngsville, NC. Sirchie is located approximately 20 miles northeast of the Raleigh, NC airport (referred to as RDU International).

This course has been specifically tailored to meet the needs of current Krimesite Imager users and will address the following topics:

- KRIMESITE IMAGER TECHNOLOGY OVERVIEW
- PROPER UV SAFETY
- USING THE KRIMESITE IMAGER TO EXAMINE EVIDENCE (LAB TOOL)
- USING THE KRIMESITE IMAGER TO LOCATE EVIDENCE (SEARCH TOOL)
- PROPER ANGLES AND DISTANCES FOR ADVANCED SEARCH TECHNIQUES
- PREFERRED FINGERPRINT ENHANCEMENT TECHNIQUES
- KRIMESITE IMAGER PHOTOGRAPHY
- SIZING PHOTOGRAPHS "ONE-TO-ONE" FOR AFIS SUBMISSION
- DIGITAL IMAGING "STANDARD OPERATING PROCEDURES"
- LUMINOL ENHANCEMENT USING THE KRIMESITE IMAGER
- TROUBLESHOOTING
- PRACTICAL AND WRITTEN EXAMINATION / CERTIFICATION

Note: Each attendee who successfully passes this course will be qualified to instruct other members of their agency in the proper use of this equipment.

Course Date: Monday, December 9th, 2002

Course Time: 8:00am to 4:00pm

Course Instructor: Chris Harris @ 919-349-7525

Course Location: 100 Hunter Place / Building 1 / Youngsville, NC 27596

Since this is a hands-on course each attendee is required to bring their agencies Krimesite Imager Direct View Kit. However, it is not necessary to bring any accessories that were purchased in addition to the Direct View Kit, such as the Digital Package. If flying into Raleigh, it is recommended that the Krimesite Imager be carried on the flight as carry on luggage and not checked. The Krimesite Imager case will fit into most aircraft overhead bins.

For hotel accommodations, the Hampton Inn of Wake Forest (just 5-miles from Sirchie) has agreed to a discounted rate of \$59 per night for all Sirchie guests. Their telephone number is 919-554-0222. If you have any questions, please feel free to call me at 919-349-7525.

Best Regards,

Chris Harris
Course Instructor

**Krimesite Imager "Direct View Kit" Contents
Sirchie Catalog Number KSS6996**

- Krimesite Imager with 60 mm UV lens and rear sliding filter
- 254 nm shortwave UV filter built into integral slide mechanism
- Luminol enhancement filter built into integral slide mechanism
- Quick-connect camera coupler with 52 mm threads for attaching a camera to the Krimesite Imager (camera not included)
- Laser pointer (Class IIIA /100-meter range) batteries included
- Sirchpod copy stand (three legs) for photography and laboratory use
- 254 nm shortwave UV light (12 watts) with rotating lamp face (AC and DC)
- Durable waterproof carrying case
- Two pair of protective UV glasses
- 10 pack of photo evidence scales
- One training video
- One operator's manual
- Two AA batteries

Krimesite Imager "Digital Package" Specifications Sirchie Catalog Number KSSDIG

1. Canon PowerShot G2 / Digital Camera

General Specifications

Image Sensor	Approximately 4-million-pixel (effective)
Lens	7 (W) - 21 (T) mm (35mm film equivalent: 34 - 102 mm) F 2.0 (W) - 2.5 (T)
Digital Zoom	Up to approximately 3.6 times (Up to approximately 11 times in combination with the optical zoom)
Optical Viewfinder	Real-image optical zoom viewfinder / Field of view approximately 84%
LCD Monitor	1.8 inch / Field of view approximately 97%
Storage Media	CompactFlash™ (CF) card (Type I and Type II)
Image Recording Format	Still Images / JPEG or RAW
Interface	Universal Serial Bus (USB)
Power Source	Rechargeable Lithium-ion battery and AC adapter
Weight	15.0 ounces (camera body only)

2. Canon CP-10 / Card Photo Printer

General Specifications

Printer Type	Full-color direct digital printer
Print Method	Dye-sublimation thermal transfer (with overcoating)
Resolution Reproduction	300 x 300 dpi
Gradation	256 gradations/color
Print Size	Standard print (borderless): 3.4 x 2.1 inches
Print Speeds	53 to 58 seconds
Dimensions	4.3 x 4.9 x 1.9 inches
Weight	18.0 ounces (exclusive of ink and paper cassettes)

3. Large UV Light (for large crime scenes and outdoor use)

General Specifications

30-watt filtered shortwave ultraviolet light (254nm)
110/120 VAC
Heavy duty power chord
Construction: Vinyl-clad aluminum / brushed nickeloid steel
Durable carrying case

The **KRIMESITE™ IMAGER** Direct View Kit



Direct View Kit includes:


- 1- KSS1002 / **KRIMESITE™ IMAGER** with KSS100a 60 mm UV lens
- 1- KSS8010 / 254 nm shortwave UV filter with 25 nm bandwidth built into Integral slide mechanism
- 1- KSS960 / Quick-connect camera coupler (52 mm threads) for attaching camera to the **KRIMESITE™ IMAGER** (camera not included)
- 1- KSS9696 / Laser pointer (Class IIIa 100-meter range) batteries Included
- 1- KSS5100 / Quadra Pod™ Copy Stand
- 1- SW969 / 254nm shortwave UV light (RUVIS Companion Illuminator)
- 1- KSS100KA / Durable waterproof carrying case
- 2- 797GV / UV-protective glasses
- 1- EPS30KS / Photo evidence scale, white on black, 10-pk
- 1- Training video
- 1- Operator's manual

Cat. No. KSS6996..... **KRIMESITE™ IMAGER** Direct View Kit..... \$15,950.00

The **KRIMESITE™ IMAGER** Direct View Kit comes with a one-year limited warranty

KRIMESITE™ IMAGER Digital Package

- This Sony® digital camera quickly attaches to the **KRIMESITE™ IMAGER**, allowing the user to photograph untreated latent fingerprints prior to lifting them from their surface.
- Using this portable Sony® digital printer, high-quality photographs of untreated latent fingerprints can be immediately produced at the crime scene with the push of a button.
- This 30-watt shortwave UV light allows the user to search a large area in a short amount of time and is powerful enough to use outdoors in broad daylight.



Cat. No. KSSDIG..... Price: \$3,125.00

35 mm film camera packages and video camera packages are also available

Digital Package Includes:

- Puissant 30-watt shortwave ultraviolet light (254 nm) with carrying case
- Sony® digital camera kit
- Sony® digital video printer
- Color Ink paper set
- Durable carrying case for camera and camera accessories

Please call to request a formal price quotation

SIRCHIE®

FINGER PRINT LABORATORIES, INC.

100 Hunter Place, Youngsville, NC 27596

PHONE: (919) 554-2244 • (800) 356-7311 FAX: (919) 554-2266 • (800) 899-8181

EMAIL: sirchie@mindspring.com • WEB: www.sirchie.com

KRIMESITE™ IMAGER **"Uses and Advantages"**

LOCATION OF UNTREATED FINGERPRINTS: With the Krimesite™ Imager you can rapidly and easily search a crime scene for untreated latent fingerprints and other evidence from up to 15-feet away. This equates to valuable evidence being discovered that may have otherwise gone unnoticed.

EFFECTIVE IN BROAD DAYLIGHT OR TOTAL DARKNESS: Unlike alternate light sources and lasers you will be able to locate valuable evidence in broad daylight or total darkness, indoors or outdoors.

PHOTOGRAPHING FINGERPRINTS: Untreated fingerprints and other evidential images can easily be photographed with a digital camera or a 35mm film camera connected to the Krimesite™ Imager.

LESS MANHOURS AND IMPROVED EFFICIENCY: Latent fingerprints can be found in less time and from a greater distance without the use of messy powders and chemicals, which results in less man-hours and improved efficiency. Crime scene contamination and clean-up will also be greatly reduced.

REDUCED RISK OF DAMAGING EVIDENCE: Untreated latent fingerprints can be safely photographed prior to lifting them from their surface or treating them with powders and/or chemicals. Having this capability minimizes the risk of damaging the fingerprint before it has been safely photographed.

SIMPLE AND VERSATILE: Using the Krimesite™ Imager is as simple as flipping the power switch, ensuring the filter is in place and focusing the lens the same way you would focus a camera. Because of its compact size, simplicity and versatility, this product is just as valuable at locating evidence in the field as it is for examining evidence in the lab. It's lightweight, battery operated and comes equipped with a portable stand and a waterproof carrying case.

IMPROVED PUBLIC RELATIONS: The Krimesite™ Imager promotes a professional image to the victims of crime whose home, office or vehicle quite often ends up being the crime scene. The public will witness efficiency and the use of cutting edge technology and will appreciate the absence of messy powders and chemicals.

NON-DESTRUCTIVE: Unlike powders and chemicals this technology has proven to be a non-destructive and non-corrosive method of discovering and recording valuable evidence at a crime scene. With the Krimesite™ Imager there is no damage to property or evidence.

ENHANCED IMAGING OF FUMED PRINTS: The Krimesite™ Imager greatly enhances the image quality of latent fingerprints fumed with cyanoacrylate (super glue). You will be able to obtain exceptional reproduction of fumed prints without the use of powders, chemicals, vapor treatments, lasers or alternate light sources. This applies to fingerprints found on surfaces with multi-colored backgrounds, as well.

DETECTION OF OTHER EVIDENCE: Used in conjunction with Luminol Reagent and the Krimesite™ Imager's *Luminol Enhancement Filter*, the possibility of visualizing bloodstain trace evidence is greatly enhanced. This specialized filter comes standard with each Krimesite™ Imager sold.

SIRCHIE[®]
FINGER PRINT LABORATORIES, INC.



Krimesite™ Imager LIMITED WARRANTY

SIRCHIE FINGER PRINT LABORATORIES, INC., (Sirchie) warrants to the original purchaser that the Krimesite™ Imager shall be free from all defects, both in materials or workmanship, for a period of twelve months from the date of shipment to the purchaser. At its option, Sirchie will repair or replace any Krimesite™ Imager or part(s) that prove to be defective, free of charge including shipping cost to purchaser during the twelve-month warranty period.

This limited warranty shall not apply if the Krimesite™ Imager and/or any part has been damaged or caused to be defective by unreasonable use, accident, negligence, service or modification by anyone other than Sirchie or a Sirchie authorized agent, or by any causes unrelated to defective materials or workmanship. Additionally, this warranty does not apply to batteries or damage caused by their failure.

NOTICE

The original purchaser must return the Owner Registration Card furnished with the Krimesite™ Imager to Sirchie as condition precedent to warranty coverage and performance. The warranty registration card must be received within thirty (30) days of the shipment date to the original purchaser to validate the warranty.

To receive in-warranty service, a defective Krimesite™ Imager and/or any part must be received at Sirchie no later than one (1) week after the end of the warranty period and must be accompanied with proof of date of purchase satisfactory to Sirchie. A RMA (Return Merchandise Authorization) number issued by Sirchie must accompany all returned items. To obtain a RMA number and information for return shipment contact Sirchie Finger Print Laboratories, Inc., Customer Service, 100 Hunter Place, Youngsville, NC 27596, and (919) 554-2244. All items returned must be properly packaged and insured prior to shipment. Sirchie assumes no liability for loss or damage incurred during shipment to Sirchie.

The above stated warranties are in lieu of all other warranties, whether oral, written, expressed, implied or statutory. Implied warranties of fitness and merchantability shall not apply. Sirchie's warranty obligations and purchaser's remedies thereunder are solely and exclusively as stated herein. In no case will Sirchie be liable for consequential damages or any loss incurred because of interruption of service.

AUG 12 2002



COMMONWEALTH of VIRGINIA

DEPARTMENT OF STATE POLICE

P. O. BOX 27472, RICHMOND, VA 23261-7472

August 6, 2002

Col. W. Gerald Mussengill
Superintendent

(804) 674-2000

Mr. John H. Carrington
President
Sirchie Finger Print Laboratories, Inc.
100 Hunter Place
Youngsville, North Carolina 27596

Dear Mr. Carrington:

This is to express my sincere appreciation and thanks for the services offered to this Department by Chris Harris. Our Department recently purchased seven Krimosite Imagers from your company and we found Mr. Harris to be most helpful and accommodating during the purchasing process.

In addition, on July 31st, Mr. Harris provided instruction to forty of our crime scene technicians on how to properly use this new equipment. His presentation was excellent and was well received by all of the attendees, including me.

Our Department was so pleased with the purchase of this new equipment that we scheduled a press conference, to which Mr. Harris was a part. He did an excellent job talking to the press, which in turn gave Sirchie and the Department of State Police some very favorable statewide press coverage.

Again, thank you and Chris, for not only selling us what we believe to be a good product, but for providing an excellent service as well.

With kind regards,

Sincerely,

Superintendent

WGM/GMJ/nrb

Des Moines Police Department Blue Line

Invisible Fingerprints Are No More

By Lieutenant James Bonwell


Unfortunately, the majority of fingerprints left at a crime scene are invisible to the naked eye. In a large number of cases, identifiable fingerprint evidence is not discovered without the labor-intensive processing of a scene; whether with powders, chemical or vapor treatments and alternate light sources. Until today, modern forensic processing of a scene or the development of fingerprint evidence has relied upon either a witness pointing out areas specifically touched by suspect or the technician reconstructing the suspected movements of an offender within a scene and then processing those areas most likely to have been touched by the offender.

However, current advancements in forensic technology continue to provide new roads to both evidence discovery and recovery at crime scenes. New equipment and processes are now available that expand the Identification Technicians' capability of supplying the information needed to identify the suspect. It has often been said that the tools now at our disposal were thought of as "science fiction" just a couple of years ago.

Recently, DMPD became the first agency in Iowa to obtain and utilize Reflective Ultra Violet Imaging System (RUVIS) technology. Although some may appear similar, this is the only such system available in the world. There are only two other RUVIS systems in operation in the Midwest. This highly specialized scanning-recording system was developed by Sirchie Fingerprint Laboratories and the U.S. Army. RUVIS was designed to locate latent (non-visual or "hidden") fingerprints without the use of powders, chemicals or vapor treatments. It is a system unaffected by ambient light; meaning it can be used in broad daylight

or total darkness, indoors or outdoors.

In scientific summary, RUVIS technology provides for the isolation of a specific wavelength of shortwave ultra violet light. The electromagnetic radiation emitted by this frequency (254nm specific) lies between x-ray and visible light. This specific wavelength is often referred to as the germicidal spectrum of light and is too short to be seen by the human eye. Invisible residues from fingerprints reflect the shortwave UV light back into a special 60mm UV lens. Through the scanner it is then converted to visible light, providing a visual image of the heretofore "invisible" fingerprint.



The Hand-held Sirchie RUVIS System

In layman's terms, a technician now has the capability to enter a crime scene and, with a user-friendly, hand-held scanner, locate all fingerprint evidence prior to any processing treatments from up to fifteen feet away. The technician also has the capability to digitally record the fingerprint image and immediately have the fingerprint in hand while still at the scene via a palm-sized micro printer. This is a definite benefit due to the fragile nature of fingerprints

and that under certain conditions the very processing of fingerprint evidence holds potential for the destruction of such evidence.



Sirchie RUVIS System searching a vehicle for latent prints



Fingerprint image captured by RUVIS

When first learning of this technology, there was much skepticism amongst our forensic personnel. The adage prevailed, in that "If something sounds too good to be true, it is." There was also a \$20,000 price tag to be considered for what was essentially a small portable hand-held system a newly developed system with limited track record. Contact was made with several law enforcement agencies who already had purchased RUVIS technology (California, South Carolina, Tennessee, Illinois and

Des Moines Police Department Blue Line


Invisible Fingerprints continued

Louisiana). To our astonishment, ALL fully supported the system and confirmed that ALL marketing claims by the manufacturer were true! Our expectations had been met. Needless to say, we had to see one in operation and attempt to get one! Subsequently, Technician Tim Briggs was sent to a seminar in Nebraska for the sole purpose of hands-on examination of the system, which was being demonstrated there. His findings mirrored those expressed by the other agencies contacted.


Now the dilemma: we had to get one, but how to pay for it. Equipment budget? Spent. Not an option. Cut technician salaries? Was considered, but would incite a mutiny. Seized funds?

Great idea, but the bidding and general purchase process is renowned for its "snail pace" rate of progress. Yet, there was a light at the end of the tunnel. This came in the form of intervention by Wells Fargo Company and the initiative taken by their representative, Mr. Jeff Mitchell. Although we did initiate a purchase of one RUVIS system using seized funds, corporate donation by Wells Fargo Company gave us the ability to immediately purchase a second system and start the training process with it.

In this day and age, in order to maintain the highest degree of effectiveness in forensic investigations, an agency must keep abreast of technologic advancements. Equipment and training are two cornerstones of the foundation upon which investigative capability rests. The other two cornerstones are dedication of personnel and time. With RUVIS there will be a degree of time savings, in that the technician will be able to more quickly discern the location of fingerprint evidence. Less time and energy will be directed towards processing entire areas that a suspect might have touched. Major scenes will now be scanned prior to any other forensic search.



The Knife site image showing two UV light system RUVIS tripod digital camera, small printer and protective safety glasses



Law Enforcement Torch Run to Benefit Special Olympics of Iowa

By Cheryl Krill

The 2002 Law Enforcement Torch Run was held Thursday May 16. Following an introduction of the committee members and other dignitaries at Nollen Plaza, runners and bicyclists from the Des Moines Police Department assisted other law enforcement agencies in carrying the torch en route to Ames, Iowa for the opening of the State Summer Games. Upon arriving in Ames, runners joined two horse patrol officers and representatives from other law enforcement agencies in a parade that ended in Hilton Coliseum.

Special Olympics Iowa has been improving the lives of the mentally handicapped for 35 years. Throughout the year 11,900 athletes participate at local, area and state events. More than 12,000 volunteers make this possible.

Fund-raising efforts this year included a dance with *Local 10* in March, candy and T-shirt sales from March through May, and the Torch Run held in May. The Cop-on-Top fund-raiser in which Sergeant Richard Hickle camped out on top of the Wal-Mart at 5101 SE 14th Street from May 24-26 was just completed. Additionally, tickets for a chance to win a Harley Davidson motorcycle are currently being sold. In the future, a Car Quest car show will be held in August and the 4th Annual Polar Plunge will be held in November.

Agencies work year-round to raise funds and create awareness for Special Olympics Iowa. Without the committed law enforcement individuals and donations from such organizations as the Des Moines Police Officers' Burial Association and the Des Moines Police Officers' Credit Union, our mission could not be fulfilled.

For more information on the Torch Run or to get involved in any of the other fund-raising events, please contact Sergeant Richard Hickle at the Regional Police Academy, 515-283-3250.



Royal Canadian Mounted Police

Gendarmerie royale du Canada

MAR 4 2002

Security Classification/Designation
Classification/désignation sécuritaire

Unclassified

Your File Votre référence

Our File Notre référence

Cpl. J.L. Hignell
Burnaby Forensic Identification Section
6355 Deer Lake Avenue
Burnaby, British Columbia, Canada
V5G 2J2

Mr. John H. Carrington / CEO
Sirchie Fingerprint Laboratories, Inc
100 Hunter Place
Youngsville, NC
27596

2002-February-22

Sir,


Our police force has become involved with a detailed and complex investigation involving many resources, and numerous police, and civilian agencies. A request was made by our team of investigators and as a result, a partnership was created between Sirchie Fingerprint Laboratories, Inc. and the Royal Canadian Mounted Police. A Krimesite Imager was purchased and delivered to our jurisdiction in person, by one of your employees, Mr. Chris Harris.


Mr. Harris attended our briefings in order to present and explain this technology. A steep learning curve was necessary in order to facilitate the application of this technology at our crime scene in a timely manner. My involvement with this process was from the perspective of an Identification Technician. We are considered among our peers to be crime scene experts and are routinely involved in the search for trace evidence. Our work often involves searching for latent fingerprint evidence, as well as the examination, and identification of those fingerprints.

The addition of a Krimesite Imager to our arsenal of tools has enhanced our ability to forensically examine a crime scene. Our ability to locate, process, and record trace evidence such as latent fingerprints has been increased dramatically.

I would like to take this opportunity to commend Mr. Harris on his ability to present this technology in a concise and proficient manner. Mr. Harris was placed under a certain amount of pressure and met this challenge with success. The manner in which the material was presented facilitated our members understanding, and incorporating the technology. A comment made was Mr. Harris "spoke our language".

A job well done by Mr. Harris.


NCO IC Burnaby Forensic Identification Section
Sgt. W. Bloomquist



Cpl. J.L. (Jim) Hignell
Burnaby Forensic Identification Section



BERNARD K. MELEKIAN
CHIEF OF POLICE

PASADENA POLICE DEPARTMENT

JAN 17 2002



207 N. GARFIELD AVENUE
PASADENA, CA 91101
626 744 4501

January 8, 2002


SIRCHIE Finger Print Laboratories, Inc.
100 Hunter Place
Youngsville, N.C. 27596

Gentlemen,

I am a Sergeant with the Pasadena Police Department, in Pasadena, Calif., and I supervise the Field Identification Specialists Unit for the department. This Unit conducts the crime scene investigations for all crimes committed in our city. In February of 2001, a robbery/homicide was committed in Pasadena where a female store owner was gunned down on the street as she prepared to open her business for the day. Even though the suspects were able to escape, the vehicle they drove from the scene was later found abandoned. The vehicle was obviously a major clue to the identity of the suspects, however it appeared to have been "wiped down" and cleaned out prior to being abandoned.

As a means of trying to identify the suspects, all traditional methods of print development were used on the vehicle. Traditional latent print powders, fluorescent print powder with alternate light source, "super glue" and finally a process known as "Vacuum Metal Deposition" was used. This last process used required the suspect vehicle be cut into smaller pieces and then the pieces are transported to a facility where they were placed into a vacuum chamber. Once in the chamber, a combination of zinc and gold dust was introduced into the chamber. This combination is used to enhance any latent prints, however due to the elements used, it can be a costly procedure.

In July of 2001, after attending a demonstration for the Krimesite Imager, one of our employees contacted a local city who had purchased a Krimesite Imager and asked to use it in connection with our homicide case. Members of the Torrance Police Department brought their Krimesite to our department and to everyone's amazement, the Krimesite Imager located additional latent prints on portions of the vehicle which had been through all of the other procedures, including the "Vacuum Metal Deposition." To say the least, it was the selling point for our department. We have since ordered our own Krimesite Imager and look forward to adding it to our arsenal of crime fighting tools.



John Thomas, Sergeant
Pasadena Police Department
Pasadena, California

Krimesite Scope Testimonial Bethlehem Police Department

My name is Vincent Genovese and I am a Criminal Investigator with the Bethlehem Police Department in Pennsylvania. The following is a true story, which testifies to the effectiveness and practicality of Sirchie's new Krimesite Scope.

Recently, while investigating a homicide in Pennsylvania, investigators from my agency recovered several pieces of gray duct tape that had been used to bind a victim's hands and feet. Hoping to obtain crucial fingerprints from the duct tape we sealed and documented the evidence and sent it to a reputable crime lab in our state for processing. Once the evidence was received, highly trained personnel from the crime lab made several attempts to develop any potential latent fingerprints using proven methods. In an attempt to locate, develop and preserve any fingerprints that may exist they first tried fuming the duct tape with cyanoacrylate (super glue). Afterwards, they processed the tape with sticky side powder but unfortunately, all of their efforts yielded negative results.

Several weeks later we were given an opportunity to examine the same duct tape using Sirchie's new Krimesite Scope. To our amazement we immediately located two distinct fingerprints, neither of which belonged to the victim. After locating the two latents with the Krimesite Scope we then printed copies of our newfound evidence by simply connecting a digital printer to the Krimesite Scope video camera. In just a few minutes we had several high quality photographs in our possession. Even more impressive was the fact that we never had to touch the fingerprints or attempt to lift them off of their difficult surface. The Krimesite Scope allowed us to accomplish the impossible in a matter of minutes. This is truly an effective product!


Vincent Genovese
Criminal Investigator
Bethlehem Police Department
Bethlehem, Pennsylvania



DOYLESTOWN TOWNSHIP POLICE DEPARTMENT

425 WELLS ROAD, DOYLESTOWN R.D. 3, PA 18901

Telephone
215-348-4201

Chief
STEPHEN J. WHITE

March 21, 2001

Sirchie Fingerprint Laboratories, Inc.
Attn: Mr. Chris Harris/ Marketing Director
100 Hunter Place
Youngsville, NC 27596

Dear Mr. Harris,

Several months ago my department purchased the Krimesite Scope from your company with hopes that it would be able to live up to our expectations and Sirchie's marketing claims. We're a small agency with 20 sworn officers and are located 25-miles north of Philadelphia and just 15-miles west of Trenton NJ. To put it mildly, this was a huge purchase for a department our size, but we knew that if it worked, it would be worth every penny.

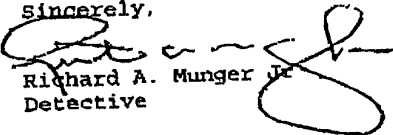
Recently, a bank robbery took place in our jurisdiction and we knew it was time to give our new technology a whirl. After arriving at the bank we decided to view the surveillance videos and trace the perpetrator's footsteps, or in this case, fingerprints. After viewing the videotapes several times we noticed that the perpetrator had touched both the entrance door to the bank and the customer service counter. We then scanned these two areas with the Krimesite Scope and found several fingerprints on the door and a palm print on the counter. Later we were able to identify that one of the fingerprints found using the scope belonged to our suspect.

Amazingly, all of the lights inside the bank were on, and it was a bright sunny day while we did our search, but this didn't affect your product. Also, we located these prints without using any powders or chemicals just like your brochure says. Unfortunately I can't go into any more detail about this important case but it's looking very good, thanks to our new technology.


The Krimesite scope is marketed and claims to locate untreated latent prints, which it does. I have also found another use for the Krimesite Scope that I believe is also worthy of mentioning. We were assisting another jurisdiction with a burglary investigation; we had information that the suspect had cut himself at the scene. There was no visible blood anywhere. Using Luminol and the Krimesite Scope, I was able to locate an area on a metal door that fluoresced. This was invisible to the naked eye, but when viewed with the Krimesite scope, this area lit up like a Christmas tree. We then sent a sample of this substance for DNA comparison. Several weeks later the results came back as a positive match to our suspects DNA.

This product is helping us find evidence that we may have never found. The Krimesite Scope is a great piece of equipment that lives up to its claim and if used correctly, this product will solve crimes.

Sincerely,


Richard A. Munger Jr.
Detective

Approved


Stephen J. White
Chief of Police

Krimesite™ Scope Testimonial / Essex County


My name is John Cosgrove and I am a Detective assigned to the Crime Scene Unit of the Essex County Prosecutor's Office in New Jersey. Recently a double homicide execution took place in my jurisdiction, which quickly evolved into a high profile case. After carefully investigating the crime scene we located a briefcase that we suspected belonged to either one of the victims or the perpetrator(s). By adjusting the angle of the case while holding it under a light at the crime scene we could vaguely see what appeared to be a partial fingerprint on a brass latch that was mounted to the case. The briefcase was tagged and sent to our crime lab for latent print development.

We initiated a three-step process in an attempt to make the partial print more identifiable. First, we tried fuming the print with cyanoacrylate (super glue), hoping to enhance the details of the visible ridges and to protect the print from being damaged. Since this did not help we proceeded to step two, which was to treat the print with Ardrex and to use an alternate light source with hopes of getting enough ridge detail to make the print identifiable. We were unable to get results while using the alternate light source in spite of adjusting the settings to every possible wavelength. For the third and final step we tried using a fluorescent powder and looking at the print with the alternate light source, again. It was no use—we were unable to get an identifiable print.

In a last attempt we decided to send the brass latch to the New Jersey State Police Crime Lab. Considering their expertise and experience we felt if anything else could be done they would be the people who could accomplish the task. After scanning the partial print with their digital scanner and evaluating the results they arrived at the same conclusion we did. The New Jersey State Police reported to us that the fingerprint was non-identifiable and was not AFIS quality.

It was obvious that the brass latch from the briefcase was not going to be of any value to us so we secured the evidence in lock-up and moved on with our investigation. A few weeks later we were visited by John Aylward who is a sales representative for Sirchie Finger Print Laboratories, Inc. He brought with him the new Krimesite™ Scope, which is a Reflective Ultraviolet Imaging System (RUVIS) designed to locate latent fingerprints. At the end of his presentation he asked if we had any evidence we would like to look at with the Krimesite™ Scope. In a last ditch effort we decided to pull out the brass latch and see if this new product from Sirchie could do the impossible (but we weren't holding our breath). After just a few minutes of looking at the latch with the Krimesite™ Scope we found an excellent print. To our amazement, the Krimesite™ Scope gave us an AFIS quality fingerprint in just a matter of minutes. This print was subsequently matched to a print of the left middle finger of one of the victims.

The Sirchie sales representative also informed us that this cutting edge product was capable of finding latent prints without the use of treatments such as powders, fuming, and dye staining. And, unlike an alternate light source, it's not affected by ambient light, which means we can use it outdoors in broad daylight. The Krimesite™ Scope can be configured to capture and document an image on film, video, or floppy disk. I have been informed that The New Jersey State Police have requested funds for the purchase of three Sirchie Krimesite™ Scopes. My agency intends on purchasing this revolutionary product, as well.


Detective John Cosgrove
Essex County Prosecutor's Office
Essex County / Newark, NJ