

CITY OF RAPID CITY CONSTRUCTION CHANGE ORDER #1
Saint Andrew Street and Saint Charles Street Sanitary Sewer and Water Reconstruction Project
PROJECT NO. 14-2168 / CIP NO. 50959

MARCH 8, 2016

ORIGINAL CONTRACT AMOUNT: \$2,586,766.99

CONTRACTOR: SIMON CONTRACTORS OF SD, INC dba HILLS MATERIALS COMPANY

LINE ITEM	DESCRIPTION	UNIT	CURRENT CONTRACT QUANTITY	UNIT PRICE	EXTENDED PRICE	ADJUSTED QUANTITY	ADJUSTED PRICE	NET CHANGE
1	MOBILIZATION	LS	1.00	\$40,000.00	\$40,000.00	1.00	\$40,000.00	\$0.00
2	INCIDENTAL WORK	LS	1.00	\$60,000.00	\$60,000.00	1.00	\$60,000.00	\$0.00
3	CONSTRUCTION STAKING	LS	1.00	\$30,000.00	\$30,000.00	1.00	\$30,000.00	\$0.00
4	INSTALLATION	LS	1.00	\$500.00	\$500.00	1.00	\$500.00	\$0.00
5	TRAFFIC CONTROL	LS	1.00	\$16,000.00	\$16,000.00	1.00	\$16,000.00	\$0.00
6	GRAVEL FILTER SOCKS	LF	252.00	\$4.30	\$1,083.60	252.00	\$1,083.60	\$0.00
7	SOCKS	LF	360.00	\$1.25	\$450.00	360.00	\$450.00	\$0.00
8	REMOVE GRAVEL FILTER SOCKS	LF	216.00	\$0.60	\$129.60	216.00	\$129.60	\$0.00
9	(SCW), 9" DIAMETER	LF	3,106.00	\$3.50	\$10,871.00	3,106.00	\$10,871.00	\$0.00
10	CONTROL WATTLE	LF	2,391.00	\$2.00	\$4,782.00	2,391.00	\$4,782.00	\$0.00
11	WATTLE	LF	3,106.00	\$1.00	\$3,106.00	3,106.00	\$3,106.00	\$0.00
12	INLET PROTECTION DEVICE	EA	6.00	\$165.00	\$990.00	6.00	\$990.00	\$0.00
13	PROTECTION DEVICE	EA	5.00	\$75.00	\$375.00	5.00	\$375.00	\$0.00
14	DEVICE	EA	6.00	\$58.00	\$348.00	6.00	\$348.00	\$0.00
15	VEHICLE TRACKING CONTROL	EA	14.00	\$1,000.00	\$14,000.00	14.00	\$14,000.00	\$0.00
16	VEHICLE TRACKING CONTROL	TON	200.00	\$50.00	\$10,000.00	200.00	\$10,000.00	\$0.00
17	SURFACING, 1" BASE COURSE	TON	1,055.00	\$25.50	\$26,902.50	1,055.00	\$26,902.50	\$0.00
18	UNCLASSIFIED EXCAVATION	CY	9,406.00	\$3.70	\$34,802.20	9,406.00	\$34,802.20	\$0.00
19	UNDERCUT	CY	4,278.00	\$20.00	\$85,560.00	4,278.00	\$85,560.00	\$0.00
20	DIGOUTS WITH TYPE 4	CY	50.00	\$60.00	\$3,000.00	50.00	\$3,000.00	\$0.00
21	(TRENCH)	1.00	200.00	\$4.75	\$950.00	200.00	\$950.00	\$0.00
22	WASTE EXCAVATION	CY	4,596.00	\$22.60	\$103,869.60	4,596.00	\$103,869.60	\$0.00
23	TYPE I BEDDING	TON	200.00	\$35.00	\$7,000.00	200.00	\$7,000.00	\$0.00
24	TYPE II FOUNDATION MATERIAL	TON	100.00	\$30.00	\$3,000.00	100.00	\$3,000.00	\$0.00
25	TYPE IV FOUNDATION MATERIAL	TON	100.00	\$30.00	\$3,000.00	100.00	\$3,000.00	\$0.00
26	BACKFILL MATERIAL (TRENCH)	CY	25.00	\$155.00	\$3,875.00	25.00	\$3,875.00	\$0.00
27	AASHTO T-180 SOIL TEST	EA	6.00	\$175.00	\$1,050.00	6.00	\$1,050.00	\$0.00
28	CORNER & POINTS OF	EA	15.00	\$200.00	\$3,000.00	15.00	\$3,000.00	\$0.00




LINE ITEM	DESCRIPTION	UNIT	CURRENT CONTRACT QUANTITY	UNIT PRICE	EXTENDED PRICE	ADJUSTED QUANTITY	ADJUSTED PRICE	NET CHANGE
29	EXISTING IRRIGATION SYSTEM	EA	6.00	\$575.00	\$3,450.00	6.00	\$3,450.00	\$0.00
30	CLEARING & GRUBBING, STUMPS	EA	8.00	\$200.00	\$1,600.00	8.00	\$1,600.00	\$0.00
31	TREES	EA	8.00	\$740.00	\$5,920.00	8.00	\$5,920.00	\$0.00
32	TREES	EA	4.00	\$1,100.00	\$4,400.00	4.00	\$4,400.00	\$0.00
33	TREES	EA	9.00	\$1,300.00	\$11,700.00	9.00	\$11,700.00	\$0.00
34	TREES	EA	1.00	\$2,000.00	\$2,000.00	1.00	\$2,000.00	\$0.00
35	CLEARING & GRUBBING	LS	1.00	\$7,500.00	\$7,500.00	1.00	\$7,500.00	\$0.00
36	MANHOLE	EA	6.00	\$575.00	\$3,450.00	6.00	\$3,450.00	\$0.00
37	APPROACH INCLUDING ALLEY	SY	662.00	\$1.50	\$993.00	662.00	\$993.00	\$0.00
38	APPROACH INCLUDING ALLEY	SY	183.00	\$10.00	\$1,830.00	183.00	\$1,830.00	\$0.00
39	PAVEMENT (INCLUDES CURB &	SY	12,928.00	\$6.75	\$87,264.00	12,928.00	\$87,264.00	\$0.00
40	APPROACH PAVEMENT	SY	859.00	\$8.75	\$7,516.25	859.00	\$7,516.25	\$0.00
41	REMOVE PCC SIDEWALK	SY	927.00	\$18.00	\$16,686.00	927.00	\$16,686.00	\$0.00
42	REMOVE CURB STOP AND BOX	EA	78.00	\$60.00	\$4,680.00	78.00	\$4,680.00	\$0.00
43	REMOVE WATER VALVE AND BOX	EA	3.00	\$260.00	\$780.00	3.00	\$780.00	\$0.00
44	REMOVE REGULATORY SIGN	EA	6.00	\$115.00	\$690.00	6.00	\$690.00	\$0.00
45	VALVE AND LEAD	EA	3.00	\$550.00	\$1,650.00	3.00	\$1,650.00	\$0.00
46	WALK SIGN	EA	1.00	\$170.00	\$170.00	1.00	\$170.00	\$0.00
47	2')	LF	161.00	\$4.50	\$724.50	161.00	\$724.50	\$0.00
48	(2'-4')	LF	142.00	\$7.00	\$994.00	142.00	\$994.00	\$0.00
49	BLOCK WALL (0'-2')	LF	50.00	\$89.00	\$4,450.00	50.00	\$4,450.00	\$0.00
50	BLOCK WALL (2'-4')	LF	45.00	\$155.00	\$6,975.00	45.00	\$6,975.00	\$0.00
51	FENCE	LF	70.00	\$28.50	\$1,995.00	70.00	\$1,995.00	\$0.00
52	STONE WALL (0'-2')	LF	14.50	\$50.00	\$725.00	14.50	\$725.00	\$0.00
53	BYPASS PUMPING	LS	1.00	\$5,250.00	\$5,250.00	1.00	\$5,250.00	\$0.00
54	MAIN	EA	12.00	\$1,325.00	\$15,900.00	12.00	\$15,900.00	\$0.00
55	6')	EA	10.00	\$3,650.00	\$36,500.00	10.00	\$36,500.00	\$0.00
56	(0'-6')	EA	8.00	\$3,650.00	\$29,200.00	8.00	\$29,200.00	\$0.00
57	EXTRA MANHOLE DEPTH, 48" DIA	VF	79.33	\$300.00	\$23,799.00	79.33	\$23,799.00	\$0.00
58	SERVICE CLEANOUT	EA	63.00	\$250.00	\$15,750.00	63.00	\$15,750.00	\$0.00
59	SERVICE	EA	46.00	\$250.00	\$11,500.00	46.00	\$11,500.00	\$0.00
60	SERVICE LINE	LF	2,018.00	\$31.50	\$63,567.00	2,018.00	\$63,567.00	\$0.00
61	8" PVC SEWER MAIN, SDR-35 (6'-8')	LF	160.00	\$48.00	\$7,680.00	160.00	\$7,680.00	\$0.00
62	10')	LF	883.00	\$55.00	\$48,565.00	883.00	\$48,565.00	\$0.00
63	12')	LF	661.00	\$64.00	\$42,304.00	661.00	\$42,304.00	\$0.00
64	14')	LF	529.00	\$75.00	\$39,675.00	529.00	\$39,675.00	\$0.00

LINE ITEM	DESCRIPTION	UNIT	CURRENT CONTRACT QUANTITY	UNIT PRICE	EXTENDED PRICE	ADJUSTED QUANTITY	ADJUSTED PRICE	NET CHANGE
65	16')	LF	4.00	\$100.00	\$400.00	4.00	\$400.00	\$0.00
66	MAIN	EA	10.00	\$1,000.00	\$10,000.00	10.00	\$10,000.00	\$0.00
67	900, (DR 18)	LF	192.00	\$50.00	\$9,600.00	192.00	\$9,600.00	\$0.00
68	900, (DR 18)	LF	3,432.00	\$52.00	\$178,464.00	3,432.00	\$178,464.00	\$0.00
69	900, (DR 18)	LF	321.50	\$72.00	\$23,148.00	321.50	\$23,148.00	\$0.00
70	8" CROSS	EA	1.00	\$1,300.00	\$1,300.00	1.00	\$1,300.00	\$0.00
71	12" 45 DEGREE BEND	EA	2.00	\$1,400.00	\$2,800.00	2.00	\$2,800.00	\$0.00
72	8" 45 DEGREE BEND	EA	6.00	\$1,200.00	\$7,200.00	6.00	\$7,200.00	\$0.00
73	8" X 6" REDUCER	EA	2.00	\$600.00	\$1,200.00	2.00	\$1,200.00	\$0.00
74	6" X 12" REDUCER	EA	2.00	\$750.00	\$1,500.00	2.00	\$1,500.00	\$0.00
75	12" GATE VALVE WITH BOX	EA	3.00	\$3,000.00	\$9,000.00	3.00	\$9,000.00	\$0.00
76	8" GATE VALVE WITH BOX	EA	26.00	\$1,870.00	\$48,620.00	26.00	\$48,620.00	\$0.00
77	6" X 6" X 6" TEE	EA	1.00	\$1,250.00	\$1,250.00	1.00	\$1,250.00	\$0.00
78	8" X 6" X 8" TEE	EA	12.00	\$1,375.00	\$16,500.00	12.00	\$16,500.00	\$0.00
79	8" X 8" X 8" TEE	EA	5.00	\$1,450.00	\$7,250.00	5.00	\$7,250.00	\$0.00
80	12" X 6" X 12" TEE	EA	1.00	\$1,800.00	\$1,800.00	1.00	\$1,800.00	\$0.00
81	8" MJ PLUG	EA	1.00	\$700.00	\$700.00	1.00	\$700.00	\$0.00
82	8" HIGH DEFLECTION COUPLING	EA	11.00	\$900.00	\$9,900.00	11.00	\$9,900.00	\$0.00
83	12" HIGH DEFLECTION COUPLING	EA	3.00	\$1,000.00	\$3,000.00	3.00	\$3,000.00	\$0.00
84	& LEAD	EA	12.00	\$5,500.00	\$66,000.00	12.00	\$66,000.00	\$0.00
85	TRACER WIRE BOX	EA	8.00	\$140.00	\$1,120.00	8.00	\$1,120.00	\$0.00
86	WATER SERVICE RECONNECTION	EA	77.00	\$220.00	\$16,940.00	77.00	\$16,940.00	\$0.00
87	1" TAPPING SADDLE	EA	78.00	\$280.00	\$21,840.00	78.00	\$21,840.00	\$0.00
88	1" CURB STOP AND BOX	EA	78.00	\$765.00	\$59,670.00	78.00	\$59,670.00	\$0.00
89	1" COPPER WATER SERVICE	LF	2,582.00	\$26.00	\$67,132.00	2,582.00	\$67,132.00	\$0.00
90	2" TAPPING SADDLE	EA	1.00	\$1,500.00	\$1,500.00	1.00	\$1,500.00	\$0.00
91	2" CAP	EA	1.00	\$100.00	\$100.00	1.00	\$100.00	\$0.00
92	2" COPPER WATER SERVICE	LF	14.50	\$85.00	\$1,232.50	14.50	\$1,232.50	\$0.00
93	STATION	EA	12.00	\$330.00	\$3,960.00	12.00	\$3,960.00	\$0.00
94	PIPE	LF	21.00	\$50.00	\$1,050.00	21.00	\$1,050.00	\$0.00
95	ACC PAVING MOBILIZATIONS	EA	6.00	\$1,300.00	\$7,800.00	6.00	\$7,800.00	\$0.00
96	TYPE 1, PG64-28	TON	3,410.00	\$90.00	\$306,900.00	3,410.00	\$306,900.00	\$0.00
97	AGGREGATE BASE COURSE, 1"	TON	7,020.00	\$27.00	\$189,540.00	7,020.00	\$189,540.00	\$0.00
98	GEOTEXTILE FABRIC	SY	5,150.00	\$4.50	\$23,175.00	5,150.00	\$23,175.00	\$0.00

LINE ITEM	DESCRIPTION	UNIT	CURRENT CONTRACT QUANTITY	UNIT PRICE	EXTENDED PRICE	ADJUSTED QUANTITY	ADJUSTED PRICE	NET CHANGE
99	PAVEMENT, 6" NON REINFORCED	SY	268.00	\$103.00	\$27,604.00	268.00	\$27,604.00	\$0.00
100	APPROACH, 6"	SY	123.00	\$106.00	\$13,038.00	123.00	\$13,038.00	\$0.00
101	ACC DRIVEWAY PAVEMENT, 6"	TON	12.00	\$110.00	\$1,320.00	12.00	\$1,320.00	\$0.00
102	NONREINFORCED	SY	254.00	\$100.00	\$25,400.00	254.00	\$25,400.00	\$0.00
103	REINFORCED	SY	350.00	\$105.00	\$36,750.00	350.00	\$36,750.00	\$0.00
104	WING WALLS, VARIABLE HEIGHT)	SF	72.50	\$175.00	\$12,687.50	72.50	\$12,687.50	\$0.00
105	TYPE B66 CURB AND GUTTER	LF	2,987.00	\$35.00	\$104,545.00	2,987.00	\$104,545.00	\$0.00
106	TYPE P6 GUTTER	LF	820.00	\$35.00	\$28,700.00	820.00	\$28,700.00	\$0.00
107	NONREINFORCED W/ 9" CURB	SF	1,358.00	\$25.00	\$33,950.00	1,358.00	\$33,950.00	\$0.00
108	NONREINFORCED	SF	7,695.00	\$12.00	\$92,340.00	7,695.00	\$92,340.00	\$0.00
109	DETECTABLE WARNING PANNEL	SF	280.00	\$45.00	\$12,600.00	280.00	\$12,600.00	\$0.00
110	SODDING	SY	3,830.00	\$6.00	\$22,980.00	3,830.00	\$22,980.00	\$0.00
111	(INCLUDING 1" INCORPORATED 3/8	CY	532.00	\$35.00	\$18,620.00	532.00	\$18,620.00	\$0.00
112	2" CALIPER	EA	4.00	\$500.00	\$2,000.00	4.00	\$2,000.00	\$0.00
113	CALIPER	EA	5.00	\$530.00	\$2,650.00	5.00	\$2,650.00	\$0.00
114	2" CALIPER	EA	2.00	\$475.00	\$950.00	2.00	\$950.00	\$0.00
115	CALIPER	EA	1.00	\$500.00	\$500.00	1.00	\$500.00	\$0.00
116	SIGN POST, 2' X 2" TUBE	EA	8.00	\$140.00	\$1,120.00	8.00	\$1,120.00	\$0.00
117	SIGN)	EA	2.00	\$135.00	\$270.00	2.00	\$270.00	\$0.00
118	NAME)	EA	20.00	\$74.00	\$1,480.00	20.00	\$1,480.00	\$0.00
119	SIGN)	EA	6.00	\$125.00	\$750.00	6.00	\$750.00	\$0.00
120	CALIPER	EA	2.00	\$475.00	\$950.00	2.00	\$950.00	\$0.00
121	MANHOLE	EA	2.00	\$625.00	\$1,250.00	2.00	\$1,250.00	\$0.00
122	CONNECTION	EA	12.00	\$2,500.00	\$30,000.00	12.00	\$30,000.00	\$0.00
123	MILL 2" OF ASPHALT SURFACE	SY	2,150.20	\$3.70	\$7,955.74	2,150.20	\$7,955.74	\$0.00
124	RAPID CITY MUNICIPAL LANDFILL	TON	242.00	\$9.00	\$2,178.00	242.00	\$2,178.00	\$0.00
125	6" MJ PLUG	EA	1.00	\$75.00	\$75.00	1.00	\$75.00	\$0.00
126	SERVICE LINE	LF	20.00	\$33.00	\$660.00	20.00	\$660.00	\$0.00
127	SERVICE CLEANOUT	EA	1.00	\$365.00	\$365.00	1.00	\$365.00	\$0.00
128	SERVICE CONNECTION (INCLUDES	EA	17.00	\$575.00	\$9,775.00	17.00	\$9,775.00	\$0.00
129	CONNECTION (INCLUDES	EA	1.00	\$585.00	\$585.00	1.00	\$585.00	\$0.00
130	SEWER DYE TESTING	LS	1.00	\$1,250.00	\$1,250.00	1.00	\$1,250.00	\$0.00
131	TACKIFIER	SY	500.00	\$2.00	\$1,000.00	500.00	\$1,000.00	\$0.00
132	GUTTER	LF	800.00	\$3.00	\$2,400.00	800.00	\$2,400.00	\$0.00
133	TRAFFIC CONTROL (ADD)	LS	0.00	\$2,000.00	\$0.00	1.00	\$2,000.00	\$2,000.00

LINE ITEM	DESCRIPTION	UNIT	CURRENT CONTRACT QUANTITY	UNIT PRICE	EXTENDED PRICE	ADJUSTED QUANTITY	ADJUSTED PRICE	NET CHANGE
134	CONSTRUCTION STAKING (ADD)	LS	0.00	\$250.00	\$0.00	1.00	\$250.00	\$250.00
135	FILLET	SY	0.00	\$250.00	\$0.00	19.60	\$4,900.00	\$4,900.00
136	PANEL	SY	0.00	\$250.00	\$0.00	19.80	\$4,950.00	\$4,950.00
137	REMOVE & REPLACE 18" STORM SEWER	LF	0.00	\$375.00	\$0.00	6.00	\$2,250.00	\$2,250.00
138	8" 90 DEGREE BEND	EA	0.00	\$1,432.22	\$0.00	2.00	\$2,864.44	\$2,864.44
TOTAL					\$2,586,766.99		\$2,603,981.43	\$17,214.44

C.C.O. HISTORY INCREASE/(DECREASE)	PRIOR ADJUSTED CONTRACT PRICE :	\$2,586,766.99
CCO #1	NET INCREASE/(DECREASE):	\$17,214.44
\$17,214.44	ADJUSTED CONTRACT PRICE:	\$2,603,981.43
\$0.00	CHANGE TO DATE:	\$17,214.44
\$0.00		

	DATE	3/9/16
CONTRACTOR: SIMON CONTRACTORS DBA HILLS MATERIALS	DATE	3/8/16
	DATE	
PROJECT MANAGER: KLARE SCHROEDER, P.E.	DATE	
	DATE	3-10-16
CITY ENGINEER: DALE TECH, P.E. / L.S.	DATE	
MAYOR: STEVE ALLENDER	DATE	
FINANCE: PAULINE SUMPTION	DATE	
CONTRACT TIME CHANGE +/-: 0	NEW CONTRACT TIME:	Days

City Staff recommends approval of this Change Order #1 to Simon Contractors DBA Hills Materials for an increase of \$17,214.44 based on unit pricing with the following appropriation:

Initial Funding	\$426,562.63	\$1,074,597.67	\$602,075.68	\$483,531.01		\$2,586,766.99
Fund Type	ary Sewer Improve	Water	Streets	itary Sewer Expansion		
Department	0833	933 / 934	8910	0834		
Line Item	4381	4380	4370	4381		
Fund	0604	0602	0505	0604		
CCO #1	\$427.50	\$3,921.94	\$337.50	\$12,527.50		\$17,214.44
						\$0.00
						\$0.00
Adjusted Funding	\$426,990.13	\$1,078,519.61	\$602,413.18	\$496,058.51	\$2,603,981.43	\$2,603,981.43

CITY OF RAPID CITY CONSTRUCTION CHANGE ORDER #1
Saint Andrew Street and Saint Charles Street Sanitary Sewer and Water Reconstruction Project
PROJECT NO. 14-2168 / CIP NO. 50959
MARCH 8, 2016
ORIGINAL CONTRACT AMOUNT: \$2,586,766.99
CONTRACTOR: SIMON CONTRACTORS OF SD, INC dba HILLS MATERIALS COMPANY

LINE ITEM	DESCRIPTION	REASON FOR CHANGE
133	TRAFFIC CONTROL (ADD)	ADDITIONAL TRAFFIC CONTROL DUE TO STORM SEWER REPAIR ON 5TH STREET
134	CONSTRUCTION STAKING (ADD)	ADDITIONAL CONSTRUCTION STAKING DUE TO STORM SEWER REPAIR ON 5TH STREET
135	FILLET	STORM SEWER REPAIR ON 5TH STREET
136	PANEL	STORM SEWER REPAIR ON 5TH STREET
137	REMOVE & REPLACE 18" STORM SEWER	STORM SEWER REPAIR ON 5TH STREET
138	8" 90 DEGREE BEND	8" 45 DEGREE BENDS AT TIE IN POINT FOR WATER MAIN AT INTERSECTION OF ST CHARLES ST AND 5TH ST CHANGED TO 90 DEGREE BEND

PREPARED BY: Klare Schroeder, P.E.

DATE: March 8, 2016

FUNDING TYPE		Sanitary Sewer Improvement		Water		Streets		Sanitary Sewer Expansion		
COST CENTER		0833		933 / 934		8910		834		
LINE ITEM		4381		4380		4370		4381		
FUND		0604		0602		0505		0604		
ITEM NO.	DESCRIPTION OF ITEM	AMOUNT	PERCENT	AMOUNT	PERCENT	AMOUNT	PERCENT	AMOUNT	PERCENT	
1	MOBILIZATION	0.00	19%	0.00	47%	0.00	15%	0.00	19%	100%
2	INCIDENTAL WORK	0.00	19%	0.00	47%	0.00	15%	0.00	19%	100%
3	CONSTRUCTION STAKING	0.00	19%	0.00	47%	0.00	15%	0.00	19%	100%
4	PIPE SCHOOL FOR WATER MAIN	0.00	0%	0.00	100%	0.00	0%	0.00	0%	100%
5	TRAFFIC CONTROL	0.00	19%	0.00	47%	0.00	15%	0.00	19%	100%
6	GRAVEL FILTER SOCKS	0.00	12%	0.00	25%	0.00	50%	0.00	13%	100%
7	REMOVE & RESET GRAVEL FILTE	0.00	12%	0.00	25%	0.00	50%	0.00	13%	100%
8	REMOVE GRAVEL FILTER SOCKS	0.00	12%	0.00	25%	0.00	50%	0.00	13%	100%
9	SEDIMENT CONROL WATTLE (SCV	0.00	12%	0.00	25%	0.00	50%	0.00	13%	100%
10	REMOVE & RESET SEDIMENT COI	0.00	12%	0.00	25%	0.00	50%	0.00	13%	100%
11	REMOVE SEDIMENT CONTROL W	0.00	12%	0.00	25%	0.00	50%	0.00	13%	100%
12	INLET PROTECTION DEVICE	0.00	12%	0.00	25%	0.00	50%	0.00	13%	100%
13	REMOVE AND RESET INLET PROT	0.00	12%	0.00	25%	0.00	50%	0.00	13%	100%
14	REMOVE INLET PROTECTION DEV	0.00	12%	0.00	25%	0.00	50%	0.00	13%	100%
15	VEHICLE TRACKING CONTROL	0.00	12%	0.00	25%	0.00	50%	0.00	13%	100%
16	ADDITIONAL MATERIAL FOR VEHI	0.00	12%	0.00	25%	0.00	50%	0.00	13%	100%
17	TEMPORARY GRAVEL SURFACING	0.00	19%	0.00	47%	0.00	15%	0.00	19%	100%
18	UNCLASSIFIED EXCAVATION	0.00	0%	0.00	0%	0.00	100%	0.00	0%	100%
19	UNDERCUT	0.00	0%	0.00	0%	0.00	100%	0.00	0%	100%
20	UNCLASSIFIED EXCAVATION - DIC	0.00	0%	0.00	0%	0.00	100%	0.00	0%	100%
21	IMPORTED BACKFILL MATERIAL (0.00	0%	0.00	0%	0.00	100%	0.00	0%	100%
22	HAULING AND DISPOSING OF WA	0.00	0%	0.00	0%	0.00	100%	0.00	0%	100%
23	TYPE I BEDDING	0.00	15%	0.00	65%	0.00	0%	0.00	20%	100%
24	TYPE II FOUNDATION MATERIAL	0.00	0%	0.00	0%	0.00	100%	0.00	0%	100%
25	TYPE IV FOUNDATION MATERIAL	0.00	0%	0.00	0%	0.00	100%	0.00	0%	100%
26	CONTROLLED LOW STRENGTH B	0.00	0%	0.00	0%	0.00	100%	0.00	0%	100%
27	AASHTO T-180 SOIL TEST	0.00	0%	0.00	0%	0.00	100%	0.00	0%	100%
28	REESTABLISH PROPERTY CORNE	0.00	19%	0.00	47%	0.00	15%	0.00	19%	100%

29	ADJUSTMENT/REPAIR TO EXISTIN	0.00	15%	0.00	60%	0.00	10%	0.00	15%	100%
30	CLEARING & GRUBBING, STUMPS	0.00	12%	0.00	35%	0.00	40%	0.00	13%	100%
31	CLEARING & GRUBBING, 6" - 12" T	0.00	12%	0.00	35%	0.00	40%	0.00	13%	100%
32	CLEARING & GRUBBING, 18" - 24"	0.00	12%	0.00	35%	0.00	40%	0.00	13%	100%
33	CLEARING & GRUBBING, 24" - 36"	0.00	12%	0.00	35%	0.00	40%	0.00	13%	100%
34	CLEARING & GRUBBING, 36" - 48"	0.00	12%	0.00	35%	0.00	40%	0.00	13%	100%
35	CLEARING & GRUBBING	0.00	12%	0.00	35%	0.00	40%	0.00	13%	100%
36	REMOVE SANITARY SEWER MANI	0.00	100%	0.00	0%	0.00	0%	0.00	0%	100%
37	REMOVE GRAVEL DRIVEWAY AND	0.00	12%	0.00	35%	0.00	40%	0.00	13%	100%
38	REMOVE ACC DRIVEWAY AND AP	0.00	12%	0.00	35%	0.00	40%	0.00	13%	100%
39	REMOVE CONCRETE/ASPHALT P	0.00	12%	0.00	35%	0.00	40%	0.00	13%	100%
40	REMOVE PCC DRIVEWAY AND AP	0.00	12%	0.00	35%	0.00	40%	0.00	13%	100%
41	REMOVE PCC SIDEWALK	0.00	12%	0.00	35%	0.00	40%	0.00	13%	100%
42	REMOVE CURB STOP AND BOX	0.00	0%	0.00	100%	0.00	0%	0.00	0%	100%
43	REMOVE WATER VALVE AND BOX	0.00	0%	0.00	100%	0.00	0%	0.00	0%	100%
44	REMOVE REGULATORY SIGN	0.00	0%	0.00	0%	0.00	100%	0.00	0%	100%
45	REMOVE FIRE HYDRANT AUX. VA	0.00	0%	0.00	100%	0.00	0%	0.00	0%	100%
46	REMOVE AND RESET CROSS WAL	0.00	0%	0.00	0%	0.00	100%	0.00	0%	100%
47	REMOVE STACK STONE WALL (0'-	0.00	20%	0.00	50%	0.00	10%	0.00	20%	100%
48	REMOVE MASONRY STONE WALL	0.00	20%	0.00	50%	0.00	10%	0.00	20%	100%
49	REMOVE AND RESET LANDSCAPE	0.00	20%	0.00	50%	0.00	10%	0.00	20%	100%
50	REMOVE AND RESET LANDSCAPE	0.00	20%	0.00	50%	0.00	10%	0.00	20%	100%
51	REMOVE AND RESET CHAIN LINK	0.00	20%	0.00	50%	0.00	10%	0.00	20%	100%
52	REMOVE AND RESET STACK STO	0.00	20%	0.00	50%	0.00	10%	0.00	20%	100%
53	BYPASS PUMPING	0.00	50%	0.00	0%	0.00	0%	0.00	50%	100%
54	CONNECT TO EXISTING SEWER M	0.00	20%	0.00	0%	0.00	0%	0.00	80%	100%
55	STANDARD MANHOLE, 48" DIA (0'-	0.00	80%	0.00	0%	0.00	0%	0.00	20%	100%
56	TERMINATION MANHOLE, 48" DIA	0.00	20%	0.00	0%	0.00	0%	0.00	80%	100%
57	EXTRA MANHOLE DEPTH, 48" DIA	0.00	50%	0.00	0%	0.00	0%	0.00	50%	100%
58	4" PVC SANITARY SEWER SERVIC	0.00	50%	0.00	0%	0.00	0%	0.00	50%	100%
59	RECONNECT SANITARY SEWER S	0.00	50%	0.00	0%	0.00	0%	0.00	50%	100%
60	4" PVC SANITARY SEWER SERVIC	0.00	50%	0.00	0%	0.00	0%	0.00	50%	100%
61	8" PVC SEWER MAIN, SDR-35 (6'-8	0.00	35%	0.00	0%	0.00	0%	0.00	65%	100%
62	8" PVC SEWER MAIN, SDR-35 (8'-1	0.00	35%	0.00	0%	0.00	0%	0.00	65%	100%
63	8" PVC SEWER MAIN, SDR-35 (10'-	0.00	35%	0.00	0%	0.00	0%	0.00	65%	100%
64	8" PVC SEWER MAIN, SDR-35 (12'-	0.00	35%	0.00	0%	0.00	0%	0.00	65%	100%

65	8" PVC SEWER MAIN, SDR-35 (14'	0.00	35%	0.00	0%	0.00	0%	0.00	65%	100%
66	CONNECT TO EXISTING WATER M	0.00	0%	0.00	100%	0.00	0%	0.00	0%	100%
67	6" PVC WATER MAIN, AWWA C-90	0.00	0%	0.00	100%	0.00	0%	0.00	0%	100%
68	8" PVC WATER MAIN, AWWA C-90	0.00	0%	0.00	100%	0.00	0%	0.00	0%	100%
69	12" PVC WATER MAIN, AWWA C-9	0.00	0%	0.00	100%	0.00	0%	0.00	0%	100%
70	8" CROSS	0.00	0%	0.00	100%	0.00	0%	0.00	0%	100%
71	12" 45 DEGREE BEND	0.00	0%	0.00	100%	0.00	0%	0.00	0%	100%
72	8" 45 DEGREE BEND	0.00	0%	0.00	100%	0.00	0%	0.00	0%	100%
73	8" X 6" REDUCER	0.00	0%	0.00	100%	0.00	0%	0.00	0%	100%
74	6" X 12" REDUCER	0.00	0%	0.00	100%	0.00	0%	0.00	0%	100%
75	12" GATE VALVE WITH BOX	0.00	0%	0.00	100%	0.00	0%	0.00	0%	100%
76	8" GATE VALVE WITH BOX	0.00	0%	0.00	100%	0.00	0%	0.00	0%	100%
77	6" X 6" X 6" TEE	0.00	0%	0.00	100%	0.00	0%	0.00	0%	100%
78	8" X 6" X 8" TEE	0.00	0%	0.00	100%	0.00	0%	0.00	0%	100%
79	8" X 8" X 8" TEE	0.00	0%	0.00	100%	0.00	0%	0.00	0%	100%
80	12" X 6" X 12" TEE	0.00	0%	0.00	100%	0.00	0%	0.00	0%	100%
81	8" MJ PLUG	0.00	0%	0.00	100%	0.00	0%	0.00	0%	100%
82	8" HIGH DEFLECTION COUPLING	0.00	0%	0.00	100%	0.00	0%	0.00	0%	100%
83	12" HIGH DEFLECTION COUPLING	0.00	0%	0.00	100%	0.00	0%	0.00	0%	100%
84	FIRE HYDRANT WITH AUX. VALVE	0.00	0%	0.00	100%	0.00	0%	0.00	0%	100%
85	TRACER WIRE BOX	0.00	0%	0.00	100%	0.00	0%	0.00	0%	100%
86	WATER SERVICE RECONNECTION	0.00	0%	0.00	100%	0.00	0%	0.00	0%	100%
87	1" TAPPING SADDLE	0.00	0%	0.00	100%	0.00	0%	0.00	0%	100%
88	1" CURB STOP AND BOX	0.00	0%	0.00	100%	0.00	0%	0.00	0%	100%
89	1" COPPER WATER SERVICE	0.00	0%	0.00	100%	0.00	0%	0.00	0%	100%
90	2" TAPPING SADDLE	0.00	0%	0.00	100%	0.00	0%	0.00	0%	100%
91	2" CAP	0.00	0%	0.00	100%	0.00	0%	0.00	0%	100%
92	2" COPPER WATER SERVICE	0.00	0%	0.00	100%	0.00	0%	0.00	0%	100%
93	CATHODIC CONTROL TEST STATI	0.00	0%	0.00	100%	0.00	0%	0.00	0%	100%
94	WATER MAIN ENCASEMENT, 8" PI	0.00	0%	0.00	100%	0.00	0%	0.00	0%	100%
95	ACC PAVING MOBILIZATIONS	0.00	15%	0.00	40%	0.00	30%	0.00	15%	100%
96	ASPHALT CONCRETE, CLASS G, T	0.00	15%	0.00	40%	0.00	30%	0.00	15%	100%
97	AGGREGATE BASE COURSE, 1"	0.00	15%	0.00	40%	0.00	30%	0.00	15%	100%
98	GEOTEXTILE FABRIC	0.00	10%	0.00	30%	0.00	50%	0.00	10%	100%

99	DRIVEWAY APPROACH PAVEMENT	0.00	17%	0.00	40%	0.00	25%	0.00	18%	100%
100	REINFORCED COMMERCIAL APPROACH	0.00	17%	0.00	40%	0.00	25%	0.00	18%	100%
101	ACC DRIVEWAY PAVEMENT, 6"	0.00	17%	0.00	40%	0.00	25%	0.00	18%	100%
102	PCC DRIVEWAY PAVEMENT, 6" NO	0.00	17%	0.00	40%	0.00	25%	0.00	18%	100%
103	PCC DRIVEWAY PAVEMENT, 6" RE	0.00	17%	0.00	40%	0.00	25%	0.00	18%	100%
104	PCC STEPS, 7" MAX HEIGHT (WITH	0.00	17%	0.00	40%	0.00	25%	0.00	18%	100%
105	TYPE B66 CURB AND GUTTER	0.00	17%	0.00	40%	0.00	25%	0.00	18%	100%
106	TYPE P6 GUTTER	0.00	17%	0.00	40%	0.00	25%	0.00	18%	100%
107	CONCRETE SIDEWALK, 4" NONRE	0.00	17%	0.00	40%	0.00	25%	0.00	18%	100%
108	CONCRETE SIDEWALK, 4" NONRE	0.00	17%	0.00	40%	0.00	25%	0.00	18%	100%
109	DETECTABLE WARNING PANNEL	0.00	0%	0.00	0%	0.00	100%	0.00	0%	100%
110	SODDING	0.00	20%	0.00	35%	0.00	30%	0.00	15%	100%
111	TOPSOIL, PLACE 5" THICK (INCLU	0.00	20%	0.00	35%	0.00	30%	0.00	15%	100%
112	AUTUMN BLAZE MAPLE - MINIMUM	0.00	20%	0.00	35%	0.00	30%	0.00	15%	100%
113	ALBERTA SPRUCE - MINIMUM 2" C	0.00	20%	0.00	35%	0.00	30%	0.00	15%	100%
114	LINDEN, GREENSPIRE - MINIMUM	0.00	20%	0.00	35%	0.00	30%	0.00	15%	100%
115	HACKBERRY - MINIMUM 2" CALIPE	0.00	20%	0.00	35%	0.00	30%	0.00	15%	100%
116	SIGN POST, 2' X 2" TUBE	0.00	0%	0.00	0%	0.00	100%	0.00	0%	100%
117	REGULATORY SIGN, R1-1 (STOP S	0.00	0%	0.00	0%	0.00	100%	0.00	0%	100%
118	REGULATORY SIGN, D3 (STREET	0.00	0%	0.00	0%	0.00	100%	0.00	0%	100%
119	REGULATORY SIGN, R1-2 (YIELD S	0.00	0%	0.00	0%	0.00	100%	0.00	0%	100%
120	HONEY LOCUST - MINIMUM 2" CAL	0.00	20%	0.00	50%	0.00	0%	0.00	30%	100%
121	RESET RIM OF EXISTING MANHOL	0.00	100%	0.00	0%	0.00	0%	0.00	0%	100%
122	TEMPORARY WATER MAIN CONN	0.00	0%	0.00	100%	0.00	0%	0.00	0%	100%
123	MILL 2" OF ASPHALT SURFACE	0.00	10%	0.00	40%	0.00	30%	0.00	20%	100%
124	EXPORT MILLED SURFACE TO RA	0.00	10%	0.00	40%	0.00	30%	0.00	20%	100%
125	6" MJ PLUG	0.00	0%	0.00	100%	0.00	0%	0.00	0%	100%
126	6" PVC SANITARY SEWER SERVIC	0.00	50%	0.00	0%	0.00	0%	0.00	50%	100%
127	6" PVC SANITARY SEWER SERVIC	0.00	50%	0.00	0%	0.00	0%	0.00	50%	100%
128	"NEW" SANITARY SEWER SERVIC	0.00	0%	0.00	0%	0.00	0%	0.00	100%	100%
129	"NEW" WATER SERVICE CONNEC	0.00	0%	0.00	100%	0.00	0%	0.00	0%	100%
130	SEWER DYE TESTING	0.00	50%	0.00	0%	0.00	0%	0.00	50%	100%
131	TACKIFIER	0.00	0%	0.00	0%	0.00	100%	0.00	0%	100%
132	SAW CUT MONOLITHIC CURB AND	0.00	15%	0.00	40%	0.00	30%	0.00	15%	100%
133	TRAFFIC CONTROL (ADD)	380.00	19%	940.00	47%	300.00	15%	380.00	19%	100%

134	CONSTRUCTION STAKING (ADD)	47.50	19%	117.50	47%	37.50	15%	47.50	19%	100%
135	FILLET	0.00	0%	0.00	0%	0.00	0%	4,900.00	100%	100%
136	PANEL	0.00	0%	0.00	0%	0.00	0%	4,950.00	100%	100%
137	REMOVE & REPLACE 18" STORM S	0.00	0%	0.00	0%	0.00	0%	2,250.00	100%	100%
138	8" 90 DEGREE BEND	0.00	0%	2,864.44	100%	0.00	0%	0.00	0%	100%
		\$427.50		\$3,921.94		\$337.50		\$12,527.50		\$17,214.44