

BID AWARD SUMMARY

LETTING DATE: December 1, 2015

PROJECT: Dyess Avenue Reconstruction and Downstream Drainage and Channel Improvements
Project No. 12-2032 / CIP No. 50934

RECOMMENDATION: Award Total Bid in the amount of \$6,452,924.41 to Highmark, Inc. at the December 7, 2015 Council Meeting.

BIDDER'S SUMMARY

CONTRACTORS

TOTAL BID

Highmark, Inc.	\$6,452,924.41
R.C.S. Construction, Inc.	\$8,165,163.14
Heavy Constructors, Inc.	\$9,073,815.03


City staff recommends awarding this project to Highmark, Inc. for a total bid amount of \$6,452,924.41 based on unit pricing with the following appropriation:

FUNDING SOURCE	TOTAL	Streets	Drainage	Waste Water	Water
ADVERTISING AUTHORITY	\$6,250,000.00	\$2,500,000.00	\$3,000,000.00	\$550,000.00	\$200,000.00
ENGINEER'S ESTIMATE	\$6,932,000.00				

APPROPRIATION DATA:

FUNDING SOURCE	TOTAL	Streets	Drainage	Drainage	Wastewater	Water
COST CENTER		8910*	8911	8911*	831*	941*
LINE ITEM		4370	4371	4371	4380	4381
FUNDING CENTER		505	505	505	604	602
BID AMOUNT	\$6,452,924.41	\$2,337,910.24	\$2,039,994.53	\$1,394,167.06	\$457,333.82	\$223,518.76

*Utility Support Fund appropriations will be requested as noted in above allocations. Sewer costs are anticipated to be recouped through construction fees.

PROJECT MANAGER:  **DATE:** 12-3-15
Michelle Lashley, PE
City of Rapid City

**PROJECT NAME: DYESS AVENUE RECONSTRUCTION AND DOWNSTREAM DRAINAGE CHANNEL
IMPROVEMENTS**

PROJECT NUMBER: PROJECT NO. 12-2032 / CIP NO. 50934

LET DATE: DECEMBER 01, 2015

LOW BID AMOUNT: \$6,452,924.41

ITEM NO.	DESCRIPTION OF ITEM	UNIT	QTY (EST)	ENGINEER'S ESTIMATE		HIGHMARK, INC.		R.C.S. CONSTRUCTION, INC.		HEAVY CONSTRUCTORS, INC.	
				UNIT COST	TOTAL COST	UNIT COST	TOTAL COST	UNIT COST	TOTAL COST	UNIT COST	TOTAL COST
1	MOBILIZATION	LS	1.00	\$275,034.90	\$275,034.90	\$215,580.00	\$215,580.00	\$490,679.47	\$490,679.47	\$211,784.12	\$211,784.12
2	INCIDENTAL WORK	LS	1.00	\$330,000.00	\$330,000.00	\$95,165.00	\$95,165.00	\$250,000.00	\$250,000.00	\$264,561.84	\$264,561.84
3	CONSTRUCTION STAKING	LS	1.00	\$110,000.00	\$110,000.00	\$57,375.00	\$57,375.00	\$67,350.63	\$67,350.63	\$57,553.48	\$57,553.48
4	RE-ESTABLISH PROPERTY CORNER	EA	9.00	\$125.00	\$1,125.00	\$85.00	\$765.00	\$99.04	\$891.36	\$84.64	\$761.76
5	CLEAR AND GRUB TREE	EA	1.00	\$500.00	\$500.00	\$500.00	\$500.00	\$249.80	\$249.80	\$1,206.38	\$1,206.38
6	CLEARING & GRUBBING	LS	1.00	\$10,000.00	\$10,000.00	\$5,500.00	\$5,500.00	\$3,184.93	\$3,184.93	\$31,198.69	\$31,198.69
7	PLUG WELL	LS	1.00	\$2,000.00	\$2,000.00	\$3,500.00	\$3,500.00	\$9,904.50	\$9,904.50	\$11,285.00	\$11,285.00
8	REMOVE & RESET BOX CULVERT END SECTION	EA	2.00	\$3,000.00	\$6,000.00	\$2,800.00	\$5,600.00	\$4,262.18	\$8,524.36	\$3,500.00	\$7,000.00
9	REMOVE TYPE B INLET	EA	1.00	\$350.00	\$350.00	\$550.00	\$550.00	\$177.21	\$177.21	\$750.00	\$750.00
10	REMOVE, SALVAGE, AND RESET RC SLOPED END	EA	4.00	\$600.00	\$2,400.00	\$450.00	\$1,800.00	\$602.64	\$2,410.56	\$750.00	\$3,000.00
11	REMOVE STORM SEWER PIPE	LF	1,344.00	\$7.00	\$9,408.00	\$5.00	\$6,720.00	\$18.86	\$25,347.84	\$26.89	\$36,140.16
12	MILL, SALVAGE, & REMOVE AC PAVEMENT	SY	8,497.00	\$6.50	\$55,230.50	\$5.55	\$47,158.35	\$8.30	\$70,525.10	\$8.91	\$75,708.27
13	REMOVE ASPHALT PAVEMENT	SY	2,292.00	\$4.50	\$10,314.00	\$3.50	\$8,022.00	\$8.11	\$18,588.12	\$7.10	\$16,273.20

14	REMOVE CONCRETE	SY	895.00	\$15.00	\$13,425.00	\$15.00	\$13,425.00	\$3.26	\$2,917.70	\$31.57	\$28,255.15
15	REMOVE CONCRETE CURB & GUTTER	LF	596.00	\$3.00	\$1,788.00	\$3.00	\$1,788.00	\$2.69	\$1,603.24	\$6.57	\$3,915.72
16	REMOVE BARBED WIRE FENCE	LF	1,891.00	\$3.00	\$5,673.00	\$2.85	\$5,389.35	\$0.53	\$1,002.23	\$0.45	\$850.95
17	REMOVE WOVEN WIRE FENCE	LF	1,445.00	\$4.00	\$5,780.00	\$3.95	\$5,707.75	\$0.66	\$953.70	\$0.56	\$809.20
18	TEMPORARY FENCE	LF	1,000.00	\$3.00	\$3,000.00	\$2.85	\$2,850.00	\$2.97	\$2,970.00	\$2.54	\$2,540.00
19	REMOVE & RESET BARBED WIRE FENCE (SPECIAL)	LF	391.00	\$10.00	\$3,910.00	\$23.20	\$9,071.20	\$2.97	\$1,161.27	\$2.54	\$993.14
20	REMOVE & RESET WOVEN WIRE FENCE	LF	50.00	\$8.00	\$400.00	\$18.75	\$937.50	\$3.30	\$165.00	\$2.82	\$141.00
21	REMOVE & RESET WOOD RAIL FENCE	LF	61.00	\$10.00	\$610.00	\$12.50	\$762.50	\$6.61	\$403.21	\$5.64	\$344.04
22	REMOVE & RESET WOOD PRIVACY FENCE	LF	72.00	\$15.00	\$1,080.00	\$35.25	\$2,538.00	\$13.20	\$950.40	\$11.29	\$812.88
23	REMOVE & RESET CHAINLINK FENCE	LF	666.00	\$8.00	\$5,328.00	\$25.15	\$16,749.90	\$19.81	\$13,193.46	\$16.93	\$11,275.38
24	REMOVE & RESET MAILBOX	EA	13.00	\$250.00	\$3,250.00	\$285.00	\$3,705.00	\$177.98	\$2,313.74	\$225.70	\$2,934.10
25	REMOVE PAVEMENT MARKINGS	LS	1.00	\$3,500.00	\$3,500.00	\$2,815.00	\$2,815.00	\$3,961.80	\$3,961.80	\$2,821.25	\$2,821.25
26	REMOVE & SALVAGE SIGN	EA	7.00	\$100.00	\$700.00	\$56.25	\$393.75	\$99.04	\$693.28	\$56.42	\$394.94
27	REMOVE DELINEATOR	EA	0.00	\$100.00	\$0.00	\$0.00	\$0.00	\$0.00	\$0.00	\$0.00	\$0.00
28	AASHTO T-180 SOIL TEST	EA	8.00	\$150.00	\$1,200.00	\$180.00	\$1,440.00	\$165.07	\$1,320.56	\$302.13	\$2,417.04
29	UNCLASSIFIED EXCAVATION	CY	85,440.00	\$10.00	\$854,400.00	\$5.80	\$495,552.00	\$9.00	\$768,960.00	\$10.21	\$872,342.40
30	UNCLASSIFIED EXCAVATION - DIGOUTS	CY	75.00	\$20.00	\$1,500.00	\$16.50	\$1,237.50	\$10.31	\$773.25	\$36.10	\$2,707.50
31	BOX CULVERT UNDERCUT	CY	729.70	\$45.00	\$32,836.50	\$12.00	\$8,756.40	\$6.75	\$4,925.48	\$66.12	\$48,247.76
32	EXCAVATION, UNDERCUT	CY	11,689.00	\$8.00	\$93,512.00	\$7.25	\$84,745.25	\$6.75	\$78,900.75	\$14.12	\$165,048.68
33	CRUSHED ROCK	TON	200.00	\$45.00	\$9,000.00	\$26.00	\$5,200.00	\$23.64	\$4,728.00	\$22.78	\$4,556.00

34	TOPSOIL, PLACE	CY	8,548.00	\$8.00	\$68,384.00	\$8.00	\$68,384.00	\$6.03	\$51,544.44	\$10.16	\$86,847.68
35	SEEDING, FERTILIZING & MULCHING - NON IRRIGATED LAWN MIX	ACRE	6.30	\$3,000.00	\$18,900.00	\$3,450.00	\$21,735.00	\$1,518.69	\$9,567.75	\$1,297.77	\$8,175.95
36	SEEDING, FERTILIZING & MULCHING - DITCH MIX	ACRE	10.00	\$1,500.00	\$15,000.00	\$1,275.00	\$12,750.00	\$1,452.66	\$14,526.60	\$1,241.35	\$12,413.50
37	WETLAND SEEDING, FERTILIZING & MULCHING	ACRE	2.90	\$5,000.00	\$14,500.00	\$2,950.00	\$8,555.00	\$5,282.40	\$15,318.96	\$4,514.00	\$13,090.60
38	6" UNDERDRAIN	LF	5,626.00	\$10.00	\$56,260.00	\$12.75	\$71,731.50	\$15.74	\$88,553.24	\$10.96	\$61,660.96
39	PIPELINE ENCASEMENT	LF	333.00	\$120.00	\$39,960.00	\$125.00	\$41,625.00	\$40.48	\$13,479.84	\$74.65	\$24,858.45
40	CONTROLLED LOW STRENGTH MATERIAL	CY	50.00	\$125.00	\$6,250.00	\$155.00	\$7,750.00	\$164.21	\$8,210.50	\$172.28	\$8,614.00
41	TYPE I BEDDING MATERIAL	T	1,900.00	\$21.00	\$39,900.00	\$22.65	\$43,035.00	\$25.07	\$47,633.00	\$29.54	\$56,126.00
42	TYPE III FOUNDATION MATERIAL	T	1,000.00	\$21.00	\$21,000.00	\$22.65	\$22,650.00	\$27.11	\$27,110.00	\$33.12	\$33,120.00
43	TYPE IV FOUNDATION MATERIAL	T	1,000.00	\$21.00	\$21,000.00	\$23.80	\$23,800.00	\$31.88	\$31,880.00	\$37.38	\$37,380.00
44	8" PVC SEWER MAIN (8'-10')	LF	26.00	\$67.00	\$1,742.00	\$46.50	\$1,209.00	\$63.56	\$1,652.56	\$74.85	\$1,946.10
45	8" PVC SEWER MAIN (10'-12')	LF	425.00	\$68.00	\$28,900.00	\$48.50	\$20,612.50	\$63.56	\$27,013.00	\$65.84	\$27,982.00
46	8" PVC SEWER MAIN (12'-14')	LF	398.00	\$68.50	\$27,263.00	\$51.50	\$20,497.00	\$63.56	\$25,296.88	\$71.93	\$28,628.14
47	8" PVC SEWER MAIN (14'-16')	LF	1,842.00	\$70.00	\$128,940.00	\$57.50	\$105,915.00	\$63.56	\$117,077.52	\$71.33	\$131,389.86
48	8" PVC SEWER MAIN (16'-18')	LF	169.00	\$90.00	\$15,210.00	\$60.50	\$10,224.50	\$63.56	\$10,741.64	\$88.57	\$14,968.33
49	10" PVC SEWER MAIN (14'-16')	LF	234.00	\$85.00	\$19,890.00	\$64.50	\$15,093.00	\$66.34	\$15,523.56	\$81.80	\$19,141.20
50	4" PVC SEWER SERVICE LINE	LF	667.00	\$40.00	\$26,680.00	\$32.00	\$21,344.00	\$62.66	\$41,794.22	\$61.84	\$41,247.28
51	STANDARD MANHOLE, 48"	EA	12.00	\$4,500.00	\$54,000.00	\$5,655.00	\$67,860.00	\$4,770.75	\$57,249.00	\$4,616.11	\$55,393.32
52	TERMINATION MANHOLE, 48"	EA	1.00	\$4,500.00	\$4,500.00	\$5,525.00	\$5,525.00	\$4,611.53	\$4,611.53	\$4,274.57	\$4,274.57
53	SANITARY SEWER MANHOLE MODIFICATIONS	EA	2.00	\$2,000.00	\$4,000.00	\$1,795.00	\$3,590.00	\$1,632.00	\$3,264.00	\$1,263.96	\$2,527.92

54	EXTRA MANHOLE DEPTH, 48"	VF	96.70	\$350.00	\$33,845.00	\$285.00	\$27,559.50	\$244.50	\$23,643.15	\$203.06	\$19,635.90
55	4" PVC SEWER CLEANOUT	EA	14.00	\$300.00	\$4,200.00	\$305.00	\$4,270.00	\$339.44	\$4,752.16	\$266.78	\$3,734.92
56	8" PVC SEWER CAP	EA	3.00	\$500.00	\$1,500.00	\$50.00	\$150.00	\$133.98	\$401.94	\$251.60	\$754.80
57	CONNECT TO EXISTING SEWER MAIN	EA	1.00	\$750.00	\$750.00	\$2,200.00	\$2,200.00	\$433.41	\$433.41	\$939.97	\$939.97
58	NEW SANITARY SEWER SERVICE TAP	EA	14.00	\$500.00	\$7,000.00	\$320.00	\$4,480.00	\$689.16	\$9,648.24	\$260.45	\$3,646.30
59	CONNECT TO EXISTING MANHOLE	EA	1.00	\$1,000.00	\$1,000.00	\$3,000.00	\$3,000.00	\$429.34	\$429.34	\$861.37	\$861.37
60	6" PVC WATER MAIN C-900, DR 18	LF	55.00	\$70.00	\$3,850.00	\$75.00	\$4,125.00	\$71.13	\$3,912.15	\$68.66	\$3,776.30
61	8" PVC WATER MAIN C-900, DR 18, RESTRAINED JOINT	LF	327.00	\$72.00	\$23,544.00	\$59.55	\$19,472.85	\$101.85	\$33,304.95	\$61.19	\$20,009.13
62	12" PVC WATER MAIN C-900, DR 18, RESTRAINED JOINT	LF	210.00	\$85.00	\$17,850.00	\$78.00	\$16,380.00	\$124.39	\$26,121.90	\$85.37	\$17,927.70
63	14" PVC WATER MAIN C-905, DR 18	LF	85.00	\$95.00	\$8,075.00	\$100.00	\$8,500.00	\$129.67	\$11,021.95	\$90.75	\$7,713.75
64	4" 45 DEGREE BEND	EA	12.00	\$200.00	\$2,400.00	\$455.00	\$5,460.00	\$307.42	\$3,689.04	\$364.93	\$4,379.16
65	8" 45 DEGREE BEND	EA	6.00	\$650.00	\$3,900.00	\$575.00	\$3,450.00	\$452.03	\$2,712.18	\$604.78	\$3,628.68
66	12" 45 DEGREE BEND	EA	8.00	\$800.00	\$6,400.00	\$880.00	\$7,040.00	\$792.92	\$6,343.36	\$848.07	\$6,784.56
67	14" 45 DEGREE BEND	EA	8.00	\$1,000.00	\$8,000.00	\$1,200.00	\$9,600.00	\$1,134.08	\$9,072.64	\$1,205.43	\$9,643.44
68	8" X 6" REDUCER	EA	6.00	\$600.00	\$3,600.00	\$545.00	\$3,270.00	\$392.96	\$2,357.76	\$440.92	\$2,645.52
69	12" X 6" REDUCER	EA	2.00	\$900.00	\$1,800.00	\$770.00	\$1,540.00	\$568.84	\$1,137.68	\$562.99	\$1,125.98
70	14" X 14" X 8" TAPPING SLEEVE WITH VALVE	EA	6.00	\$1,500.00	\$9,000.00	\$3,825.00	\$22,950.00	\$4,390.94	\$26,345.64	\$7,542.56	\$45,255.36
71	14" X 14" X 12" TAPPING SLEEVE WITH VALVE	EA	1.00	\$2,500.00	\$2,500.00	\$5,925.00	\$5,925.00	\$6,686.60	\$6,686.60	\$9,123.31	\$9,123.31
72	CONCRETE THRUST COLLAR	EA	4.00	\$750.00	\$3,000.00	\$600.00	\$2,400.00	\$189.89	\$759.56	\$826.92	\$3,307.68
73	10" GATE VALVE W/ BOX	EA	0.00	\$3,800.00	\$0.00	\$3,500.00	\$0.00	\$0.00	\$0.00	\$0.00	\$0.00

74	FIRE HYDRANT W/AUX VALVE & BOX	EA	8.00	\$6,000.00	\$48,000.00	\$5,350.00	\$42,800.00	\$6,541.51	\$52,332.08	\$4,833.47	\$38,667.76
75	FIRE HYDRANT BARREL EXTENSION	EA	4.00	\$1,200.00	\$4,800.00	\$1,100.00	\$4,400.00	\$981.87	\$3,927.48	\$1,042.45	\$4,169.80
76	4" PVC WATER SERVICE	LF	91.00	\$40.00	\$3,640.00	\$55.00	\$5,005.00	\$67.42	\$6,135.22	\$63.81	\$5,806.71
77	CONNECT TO EXISTING WATER MAIN	EA	5.00	\$2,000.00	\$10,000.00	\$2,500.00	\$12,500.00	\$1,135.36	\$5,676.80	\$1,620.70	\$8,103.50
78	RECONNECT WATER SERVICE	EA	6.00	\$500.00	\$3,000.00	\$400.00	\$2,400.00	\$383.11	\$2,298.66	\$494.38	\$2,966.28
79	2-INCH WATER MAIN LOWERING	LS	1.00	\$2,000.00	\$2,000.00	\$2,895.00	\$2,895.00	\$7,531.45	\$7,531.45	\$5,742.49	\$5,742.49
80	FLUSH MOUNTED TEST STATION	EA	8.00	\$450.00	\$3,600.00	\$330.00	\$2,640.00	\$365.60	\$2,924.80	\$360.16	\$2,881.28
81	TRACER WIRE ACCESS BOX	EA	16.00	\$160.00	\$2,560.00	\$200.00	\$3,200.00	\$244.43	\$3,910.88	\$234.37	\$3,749.92
82	18" RCP, CLASS 3	LF	810.00	\$50.00	\$40,500.00	\$50.00	\$40,500.00	\$72.99	\$59,121.90	\$55.09	\$44,622.90
83	24" RCP, CLASS 3	LF	366.00	\$65.00	\$23,790.00	\$65.00	\$23,790.00	\$97.07	\$35,527.62	\$68.17	\$24,950.22
84	30" RCP, CLASS 3	LF	990.00	\$85.00	\$84,150.00	\$81.50	\$80,685.00	\$99.91	\$98,910.90	\$77.20	\$76,428.00
85	36" RCP, CLASS 2	LF	90.00	\$105.00	\$9,450.00	\$124.00	\$11,160.00	\$119.18	\$10,726.20	\$107.41	\$9,666.90
86	42" RCP, CLASS 2	LF	198.00	\$135.00	\$26,730.00	\$129.00	\$25,542.00	\$149.95	\$29,690.10	\$128.95	\$25,532.10
87	48" RCP, CLASS 2	LF	198.00	\$150.00	\$29,700.00	\$150.00	\$29,700.00	\$174.66	\$34,582.68	\$162.41	\$32,157.18
88	60" RCP, CLASS 2	LF	1,056.00	\$200.00	\$211,200.00	\$220.00	\$232,320.00	\$239.47	\$252,880.32	\$238.27	\$251,613.12
89	18" RCP FLARED END	EA	1.00	\$675.00	\$675.00	\$1,095.00	\$1,095.00	\$1,321.38	\$1,321.38	\$1,627.93	\$1,627.93
90	24" RCP FLARED END	EA	2.00	\$800.00	\$1,600.00	\$825.00	\$1,650.00	\$943.98	\$1,887.96	\$1,341.70	\$2,683.40
91	36" RCP FLARED END	EA	1.00	\$1,300.00	\$1,300.00	\$1,505.00	\$1,505.00	\$1,700.58	\$1,700.58	\$2,000.84	\$2,000.84
92	60" RCP FLARED END	EA	1.00	\$2,100.00	\$2,100.00	\$2,325.00	\$2,325.00	\$2,651.84	\$2,651.84	\$2,793.81	\$2,793.81
93	30" RCP 45 DEGREE BEND	EA	1.00	\$300.00	\$300.00	\$1,500.00	\$1,500.00	\$1,795.22	\$1,795.22	\$2,033.88	\$2,033.88

94	60" RCP 7.5 DEGREE BEND	EA	5.00	\$700.00	\$3,500.00	\$3,350.00	\$16,750.00	\$3,616.27	\$18,081.35	\$1,285.08	\$6,425.40
95	36" RC PLUG/CAP	EA	1.00	\$650.00	\$650.00	\$300.00	\$300.00	\$1,146.86	\$1,146.86	\$931.60	\$931.60
96	30" X 30" X 18" RCP TEE	EA	2.00	\$1,500.00	\$3,000.00	\$1,220.00	\$2,440.00	\$1,360.75	\$2,721.50	\$1,592.41	\$3,184.82
97	60" X 60" X 18" RCP TEE	EA	6.00	\$3,800.00	\$22,800.00	\$2,570.00	\$15,420.00	\$2,815.13	\$16,890.78	\$2,589.64	\$15,537.84
98	EMERGENCY SPILLWAY, 12' X 5' BOX CULVERT	LF	48.00	\$1,250.00	\$60,000.00	\$1,000.00	\$48,000.00	\$1,253.60	\$60,172.80	\$1,013.73	\$48,659.04
99	SEGER DRIVE, PRE CAST DOUBLE 10' X 6' BOX CULVERT	LF	12.00	\$2,000.00	\$24,000.00	\$1,804.00	\$21,648.00	\$2,050.03	\$24,600.36	\$1,602.79	\$19,233.48
100	SEGER DRIVE, DOUBLE 12' X 6' BOX CULVERT	LF	66.00	\$2,200.00	\$145,200.00	\$1,400.00	\$92,400.00	\$1,880.15	\$124,089.90	\$1,399.76	\$92,384.16
101	EMERGENCY SPILLWAY, 12' X 5' BOX CULVERT, END SECTION	EA	2.00	\$8,000.00	\$16,000.00	\$12,930.00	\$25,860.00	\$14,213.92	\$28,427.84	\$13,890.57	\$27,781.14
102	SEGER DRIVE, DOUBLE 12' X 6' BOX CULVERT, END SECTION	EA	1.00	\$12,000.00	\$12,000.00	\$16,000.00	\$16,000.00	\$19,359.45	\$19,359.45	\$17,084.40	\$17,084.40
103	SEGER DRIVE, CAST-IN-PLACE DOUBLE 12 X 6 BOX CULVERT	LS	1.00	\$40,000.00	\$40,000.00	\$30,875.00	\$30,875.00	\$63,692.62	\$63,692.62	\$67,570.00	\$67,570.00
104	DYESS AVENUE, BOX CULVERT CIP INLET STRUCTURE	LS	1.00	\$25,000.00	\$25,000.00	\$41,562.50	\$41,562.50	\$47,574.77	\$47,574.77	\$115,400.00	\$115,400.00
105	DYESS AVENUE, PRECAST DOUBLE 12 X 6 BOX CULVERT	LF	132.00	\$1,900.00	\$250,800.00	\$1,365.75	\$180,279.00	\$1,655.77	\$218,561.64	\$1,389.75	\$183,447.00
106	DYESS AVENUE, BOX CULVERT CIP OUTLET STRUCTURE	LS	1.00	\$20,000.00	\$20,000.00	\$14,562.50	\$14,562.50	\$24,303.73	\$24,303.73	\$44,600.00	\$44,600.00
107	6' X 6' RCP JUNCTION BOX	EA	2.00	\$7,000.00	\$14,000.00	\$8,220.00	\$16,440.00	\$11,407.88	\$22,815.76	\$8,151.82	\$16,303.64
108	2' X 3' TYPE "B" INLET	EA	23.00	\$2,000.00	\$46,000.00	\$2,495.00	\$57,385.00	\$2,419.23	\$55,642.29	\$2,500.00	\$57,500.00
109	3' X 4' TYPE "B" INLET	EA	7.00	\$2,500.00	\$17,500.00	\$2,945.00	\$20,615.00	\$2,780.81	\$19,465.67	\$2,750.00	\$19,250.00
110	5.5' X 5.5' TYPE "B" INLET	EA	3.00	\$3,500.00	\$10,500.00	\$5,281.25	\$15,843.75	\$5,268.48	\$15,805.44	\$3,500.00	\$10,500.00
111	36" RISER WITH TRASH RACK	EA	2.00	\$5,500.00	\$11,000.00	\$4,800.00	\$9,600.00	\$7,517.69	\$15,035.38	\$1,750.00	\$3,500.00
112	AREA INLET	EA	2.00	\$2,700.00	\$5,400.00	\$5,000.00	\$10,000.00	\$4,046.60	\$8,093.20	\$2,500.00	\$5,000.00
113	CONNECT TO EXISTING STORM SEWER	EA	5.00	\$500.00	\$2,500.00	\$1,300.00	\$6,500.00	\$359.09	\$1,795.45	\$1,500.00	\$7,500.00

114	CLASS I RIPRAP	T	2,422.00	\$40.00	\$96,880.00	\$40.45	\$97,969.90	\$46.64	\$112,962.08	\$50.00	\$121,100.00
115	CLASS II RIPRAP	T	2,463.00	\$40.00	\$98,520.00	\$40.45	\$99,628.35	\$46.64	\$114,874.32	\$52.50	\$129,307.50
116	CLASS III RIPRAP	T	7,164.70	\$40.00	\$286,588.00	\$40.45	\$289,812.12	\$46.64	\$334,161.61	\$55.00	\$394,058.50
117	BANK AND CHANNEL PROTECTION GABION	CY	32.00	\$175.00	\$5,600.00	\$305.00	\$9,760.00	\$205.95	\$6,590.40	\$180.00	\$5,760.00
118	STA 42+00 DROP STRUCTURE	LS	1.00	\$30,000.00	\$30,000.00	\$24,587.50	\$24,587.50	\$46,589.78	\$46,589.78	\$32,500.00	\$32,500.00
119	EROSION CONTROL BLANKET, TYPE 2	SY	4,529.00	\$5.50	\$24,909.50	\$2.00	\$9,058.00	\$2.31	\$10,461.99	\$1.97	\$8,922.13
120	TURF REINFORCEMENT MAT	SY	137.00	\$8.00	\$1,096.00	\$7.90	\$1,082.30	\$7.92	\$1,085.04	\$6.77	\$927.49
121	VEHICLE TRACKING CONTROL	EA	9.00	\$2,000.00	\$18,000.00	\$2,000.00	\$18,000.00	\$844.45	\$7,600.05	\$2,687.11	\$24,183.99
122	SEDIMENT CONTROL WATTLES, 12"	LF	7,604.00	\$5.25	\$39,921.00	\$4.25	\$32,317.00	\$3.97	\$30,187.88	\$3.39	\$25,777.56
123	TOPSOIL BERM	LF	0.00	\$2.00	\$0.00	\$0.00	\$0.00	\$0.00	\$0.00	\$0.00	\$0.00
124	INLET PROTECTION DEVICE	EA	78.00	\$200.00	\$15,600.00	\$180.00	\$14,040.00	\$231.10	\$18,025.80	\$197.49	\$15,404.22
125	AGGREGATE BASE COURSE	T	9,530.80	\$25.00	\$238,270.00	\$20.20	\$192,522.16	\$25.26	\$240,748.01	\$48.40	\$461,290.72
126	GRAVEL SURFACING, PERMANENT	T	1,564.00	\$25.00	\$39,100.00	\$20.20	\$31,592.80	\$23.78	\$37,191.92	\$73.15	\$114,406.60
127	WOVEN GEOTEXTILE SUBGRADE REINFORCEMENT	SY	2,000.00	\$5.00	\$10,000.00	\$3.50	\$7,000.00	\$4.94	\$9,880.00	\$7.46	\$14,920.00
128	GEOGRID SUBGRADE REINFORCEMENT	SY	2,000.00	\$4.50	\$9,000.00	\$3.00	\$6,000.00	\$4.83	\$9,660.00	\$3.94	\$7,880.00
129	AC, CLASS E, TYPE 1 PG64-28	T	198.00	\$125.00	\$24,750.00	\$148.25	\$29,353.50	\$171.68	\$33,992.64	\$146.70	\$29,046.60
130	PCC APPROACH PAVEMENT, 6" REINFORCED	SY	191.00	\$25.00	\$4,775.00	\$83.25	\$15,900.75	\$70.67	\$13,497.97	\$178.72	\$34,135.52
131	PCC DRIVEWAY PAVEMENT, 6" REINFORCED	SY	567.00	\$78.00	\$44,226.00	\$83.25	\$47,202.75	\$70.67	\$40,069.89	\$162.98	\$92,409.66
132	PCC PAVEMENT, 9" NONREINFORCED	SY	14,149.00	\$55.00	\$778,195.00	\$56.85	\$804,370.65	\$60.29	\$853,043.21	\$65.00	\$919,685.00
133	CONCRETE CURB & GUTTER, TYPE B66	LF	179.00	\$15.00	\$2,685.00	\$39.40	\$7,052.60	\$40.52	\$7,253.08	\$35.07	\$6,277.53


134	CONCRETE CURB & GUTTER, TYPE B69	LF	4,895.00	\$18.00	\$88,110.00	\$19.70	\$96,431.50	\$36.73	\$179,793.35	\$30.00	\$146,850.00
135	CONCRETE GUTTER, TYPE P9	LF	299.00	\$18.00	\$5,382.00	\$24.75	\$7,400.25	\$45.57	\$13,625.43	\$25.82	\$7,720.18
136	CONCRETE FILLET & PAN, 9" REINFORCED	SY	744.00	\$95.00	\$70,680.00	\$109.15	\$81,207.60	\$79.70	\$59,296.80	\$108.12	\$80,441.28
137	DOWEL BAR	EA	8,548.00	\$13.00	\$111,124.00	\$14.65	\$125,228.20	\$10.90	\$93,173.20	\$8.52	\$72,828.96
138	INSERT #5 DEFORMED STEEL BAR IN CONCRETE	EA	187.00	\$13.00	\$2,431.00	\$13.80	\$2,580.60	\$26.41	\$4,938.67	\$49.35	\$9,228.45
139	INSERT1 1/4" SMOOTH STEEL BAR IN CONCRETE	EA	59.00	\$13.00	\$767.00	\$20.00	\$1,180.00	\$26.41	\$1,558.19	\$32.72	\$1,930.48
140	CONCRETE SIDEWALK, 6" REINFORCED	SF	2,761.00	\$8.00	\$22,088.00	\$9.00	\$24,849.00	\$7.66	\$21,149.26	\$15.00	\$41,415.00
141	CONCRETE SIDEWALK, 5" NONREINFORCED	SF	1,415.50	\$5.00	\$7,077.50	\$9.00	\$12,739.50	\$7.13	\$10,092.52	\$15.00	\$21,232.50
142	DETECTABLE WARNING PANEL	SF	120.00	\$45.00	\$5,400.00	\$36.85	\$4,422.00	\$52.83	\$6,339.60	\$68.19	\$8,182.80
143	GRID BLOCK WALL	SF	27,936.00	\$25.00	\$698,400.00	\$37.20	\$1,039,219.20	\$50.30	\$1,405,180.80	\$70.27	\$1,963,062.72
144	W BEAM GUARD RAIL	LF	1,475.00	\$35.00	\$51,625.00	\$44.75	\$66,006.25	\$99.04	\$146,084.00	\$33.85	\$49,928.75
145	42" CHAIN LINK FENCE	LF	147.00	\$20.00	\$2,940.00	\$23.00	\$3,381.00	\$19.81	\$2,912.07	\$44.56	\$6,550.32
146	6' CHAIN LINK FENCE	LF	1,041.00	\$17.00	\$17,697.00	\$22.50	\$23,422.50	\$33.01	\$34,363.41	\$28.21	\$29,366.61
147	TYPE 3 ROW FENCE	LF	1,396.00	\$8.50	\$11,866.00	\$9.15	\$12,773.40	\$2.31	\$3,224.76	\$1.97	\$2,750.12
148	INCIDENTAL WORK, ELECTRICAL	LS	1.00	\$10,000.00	\$10,000.00	\$1,350.00	\$1,350.00	\$1,584.72	\$1,584.72	\$1,354.20	\$1,354.20
149	TYPE 2 ELECTRICAL JUNCTION BOX	EA	14.00	\$600.00	\$8,400.00	\$742.50	\$10,395.00	\$871.60	\$12,202.40	\$744.81	\$10,427.34
150	BREAKAWAY BASE LUMINAIRE POLE WITH ARM, 50' MOUNTING HEIGHT	EA	13.00	\$3,300.00	\$42,900.00	\$2,825.00	\$36,725.00	\$3,314.70	\$43,091.10	\$2,832.53	\$36,822.89
151	2" RIGID CONDUIT, SCHEDULE 40	LF	2,716.00	\$3.75	\$10,185.00	\$5.55	\$15,073.80	\$6.52	\$17,708.32	\$5.56	\$15,100.96
152	2" RIGID CONDUIT, SCHEDULE 80	LF	458.00	\$5.50	\$2,519.00	\$10.45	\$4,786.10	\$12.21	\$5,592.18	\$10.44	\$4,781.52
153	1/C #4 AWG COPPER WIRE	LF	10,122.00	\$1.70	\$17,207.40	\$0.90	\$9,109.80	\$1.06	\$10,729.32	\$0.90	\$9,109.80

154	1/C #10 AWG COPPER WIRE	LF	3,474.00	\$1.00	\$3,474.00	\$0.42	\$1,459.08	\$0.48	\$1,667.52	\$0.41	\$1,424.34
155	2/C #10 COPPER POLE AND BRACKET CABLE	LF	845.00	\$1.85	\$1,563.25	\$1.80	\$1,521.00	\$2.11	\$1,782.95	\$1.81	\$1,529.45
156	ROADWAY LUMINAIRE, 400W HPS W/ PHOTOELECTRIC CELL	EA	13.00	\$400.00	\$5,200.00	\$326.25	\$4,241.25	\$382.98	\$4,978.74	\$327.27	\$4,254.51
157	2.5' DIAMETER FOOTING	LF	117.00	\$120.00	\$14,040.00	\$114.75	\$13,425.75	\$134.70	\$15,759.90	\$115.11	\$13,467.87
158	PAVEMENT MARKING PAINT, 4" WHITE	LF	725.00	\$1.25	\$906.25	\$0.25	\$181.25	\$0.13	\$94.25	\$0.23	\$166.75
159	PAVEMENT MARKING PAINT, 8" WHITE	LF	942.00	\$2.50	\$2,355.00	\$0.45	\$423.90	\$0.66	\$621.72	\$0.45	\$423.90
160	PAVEMENT MARKING PAINT, 12" WHITE	LF	471.00	\$3.50	\$1,648.50	\$1.70	\$800.70	\$0.99	\$466.29	\$1.69	\$795.99
161	PAVEMENT MARKING PAINT, 24" WHITE	LF	311.00	\$4.50	\$1,399.50	\$2.25	\$699.75	\$1.98	\$615.78	\$2.26	\$702.86
162	PAVEMENT MARKING PAINT, ARROW, WHITE	EA	14.00	\$150.00	\$2,100.00	\$112.50	\$1,575.00	\$66.03	\$924.42	\$112.85	\$1,579.90
163	PAVEMENT MARKING PAINT, 4" YELLOW	LF	4,388.00	\$1.25	\$5,485.00	\$0.25	\$1,097.00	\$0.13	\$570.44	\$0.23	\$1,009.24
164	PAVEMENT MARKING PAINT, 24" YELLOW	LF	193.00	\$5.50	\$1,061.50	\$2.25	\$434.25	\$1.98	\$382.14	\$2.26	\$436.18
165	COLD APPLIED PLASTIC PAVEMENT MARKING, 4" WHITE	LF	437.00	\$3.00	\$1,311.00	\$2.85	\$1,245.45	\$3.97	\$1,734.89	\$2.82	\$1,232.34
166	COLD APPLIED PLASTIC PAVEMENT MARKING, 4" YELLOW	LF	6,972.00	\$3.00	\$20,916.00	\$2.85	\$19,870.20	\$3.97	\$27,678.84	\$2.82	\$19,661.04
167	COLD APPLIED PLASTIC PAVEMENT MARKING, 12" WHITE	LF	225.00	\$7.00	\$1,575.00	\$8.50	\$1,912.50	\$7.92	\$1,782.00	\$8.46	\$1,903.50
168	COLD APPLIED PLASTIC PAVEMENT MARKING, 24" WHITE	LF	24.00	\$10.00	\$240.00	\$17.00	\$408.00	\$15.84	\$380.16	\$16.93	\$406.32
169	COLD APPLIED PLASTIC PAVEMENT MARKING, ARROW	EA	28.00	\$270.00	\$7,560.00	\$225.00	\$6,300.00	\$231.10	\$6,470.80	\$225.70	\$6,319.60
170	GROOVE FOR COLD APPLIED PLASTIC MARKING, 4"	LF	7,409.00	\$0.80	\$5,927.20	\$0.85	\$6,297.65	\$0.66	\$4,889.94	\$0.85	\$6,297.65
171	GROOVE FOR COLD APPLIED PLASTIC MARKING, 12"	LF	225.00	\$4.50	\$1,012.50	\$2.55	\$573.75	\$1.98	\$445.50	\$2.54	\$571.50
172	GROOVE FOR COLD APPLIED PLASTIC MARKING, 24"	LF	24.00	\$9.00	\$216.00	\$5.10	\$122.40	\$3.97	\$95.28	\$5.08	\$121.92
173	GROOVE FOR COLD APPLIED PLASTIC MARKING, ARROW	EA	28.00	\$200.00	\$5,600.00	\$225.00	\$6,300.00	\$369.77	\$10,353.56	\$225.70	\$6,319.60

174	TRAFFIC CONTROL, MISCELLANEOUS	LS	1.00	\$10,000.00	\$10,000.00	\$9,565.00	\$9,565.00	\$17,828.11	\$17,828.11	\$8,463.75	\$8,463.75
175	TRAFFIC CONTROL	UNIT	2,556.00	\$4.50	\$11,502.00	\$1.15	\$2,939.40	\$4.29	\$10,965.24	\$1.13	\$2,888.28
176	PORTABLE CHANGEABLE MESSAGE SIGN	EA	2.00	\$8,500.00	\$17,000.00	\$8,000.00	\$16,000.00	\$9,244.20	\$18,488.40	\$7,899.49	\$15,798.98
177	FLAGGING	HR	100.00	\$50.00	\$5,000.00	\$80.00	\$8,000.00	\$25.13	\$2,513.00	\$26.96	\$2,696.00
178	PERMANENT SIGN	EA	22.00	\$150.00	\$3,300.00	\$225.00	\$4,950.00	\$217.90	\$4,793.80	\$225.70	\$4,965.40
TOTAL					\$6,932,000.00		\$6,452,924.41		\$8,165,163.14		\$9,073,815.03

CONSULTANT

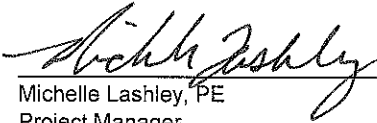
I certify that, to the best of my knowledge, this is a true tabulation of bids received for this project.


 John VanBeek, PE
 PEC

12/2/15
 Date

CITY OF RAPID CITY

I certify that, to the best of my knowledge, this is a true tabulation of bids received for this project.


 Michelle Lashley, PE
 Project Manager

12-2-15
 Date