

CITY OF RAPID CITY CONSTRUCTION CHANGE ORDER #   1    
 SKYLINE WILDERNESS PARK TRAILHEAD DEVELOPMENT  
 PROJECT NO. PR13-6109 / CIP51002  
 May 26, 2015  
 ORIGINAL CONTRACT AMOUNT: \$1,531,891.12  
 CONTRACTOR: RCS Construction

LINE ITEM	DESCRIPTION	UNIT	CURRENT CONTRACT QUANTITY	UNIT PRICE	EXTENDED PRICE	ADJUSTED QUANTITY	ADJUSTED PRICE	NET CHANGE
1	MOBILIZATION	LS	1.00	\$114,911.42	\$114,911.42	1.00	\$114,911.42	0.00
2	INCIDENTAL WORK	LS	1.00	\$39,704.66	\$39,704.66	1.00	\$39,704.66	0.00
3	CONSTRUCTION STAKING	LS	1.00	\$31,664.72	\$31,664.72	1.00	\$31,664.72	0.00
4	REESTABLISH PROPERTY	EA	9.00	\$57.24	\$515.16	9.00	\$515.16	0.00
5	TRAFFIC CONTROL	LS	1.00	\$15,434.60	\$15,434.60	1.00	\$15,434.60	0.00
6	CLEARING & GRUBBING	LS	1.00	\$7,840.97	\$7,840.97	1.00	\$7,840.97	0.00
7	CLEAR & GRUB TREES (>6" Dia.)	EA	6.00	\$316.61	\$1,899.66	6.00	\$1,899.66	0.00
8	REMOVE AC PAVEMENT	SY	4,329.00	\$3.92	\$16,969.68	4,329.00	\$16,969.68	0.00
9	REMOVE CONCRETE PAVEMENT	SY	97.00	\$3.92	\$380.24	76.00	\$297.92	-82.32
10	REMOVE CONCRETE SIDEWALK	SF	4,047.00	\$3.09	\$12,505.23	4,047.00	\$12,505.23	0.00
11	REMOVE CONCRETE CURB &	LF	443.00	\$3.09	\$1,368.87	443.00	\$1,368.87	0.00
12	REMOVE & RESET SIGN	EA	2.00	\$64.31	\$128.62	2.00	\$128.62	0.00
13	REMOVE AND SALVAGE SIGN	EA	6.00	\$160.78	\$964.68	6.00	\$964.68	0.00
14	REMOVE AND SALVAGE	LF	165.00	\$8.43	\$1,390.95	165.00	\$1,390.95	0.00
15	REMOVE SILT FENCE	LF	150.00	\$0.65	\$97.50	150.00	\$97.50	0.00
16	REMOVE WIRE FENCE	LF	1,527.00	\$3.12	\$4,764.24	1,527.00	\$4,764.24	0.00
17	REMOVE SEGMENTAL MASONRY	LS	1.00	\$1,678.88	\$1,678.88	1.00	\$1,678.88	0.00
18	REMOVE AND RESET DRAIN PIPE	LS	1.00	\$939.45	\$939.45	1.00	\$939.45	0.00
19	REMOVE AND RESET 8' CHAIN	LF	40.00	\$45.02	\$1,800.80	40.00	\$1,800.80	0.00
20	REMOVE RIPRAP	CY	41.00	\$3.09	\$126.69	41.00	\$126.69	0.00
21	REMOVE AND SALVAGE FIRE	EA	1.00	\$1,139.76	\$1,139.76	1.00	\$1,139.76	0.00
22	REMOVE SANITARY SEWER	EA	1.00	\$1,139.76	\$1,139.76	1.00	\$1,139.76	0.00
23	AASHTO T-180 SOIL TEST	EA	5.00	\$186.50	\$932.50	5.00	\$932.50	0.00
24	EXCAVATION, UNCLASSIFIED	CY	10,074.00	\$6.79	\$68,402.46	10,074.00	\$68,402.46	0.00
25	EXCAVATION, UNDERCUT	CY	1,902.00	\$4.14	\$7,874.28	1,902.00	\$7,874.28	0.00
26	BORROW, IMPORTED	CY	1,244.00	\$11.29	\$14,044.76	1,244.00	\$14,044.76	0.00
27	ROCK EXCAVATION	CY	300.00	\$26.79	\$8,037.00	300.00	\$8,037.00	0.00
28	ROCK EXCAVATION - TRENCH	CY	50.00	\$65.92	\$3,296.00	50.00	\$3,296.00	0.00
29	TOPSOIL, PLACE	CY	1,460.00	\$5.55	\$8,103.00	1,460.00	\$8,103.00	0.00
30	IMPORTED TOPSOIL	CY	278.00	\$28.87	\$8,025.86	278.00	\$8,025.86	0.00
31	SEGMENTAL RETAINING WALL	SFFA	1,288.00	\$53.73	\$69,204.24	1,288.00	\$69,204.24	0.00

32	NATURAL STONE RETAINING	SFFA	1,543.00	\$28.76	\$44,376.68	1,543.00	\$44,376.68	0.00
33	TYPE I BEDDING MATERIAL	TON	20.00	\$27.71	\$554.20	20.00	\$554.20	0.00
34	4" PVC SEWER SERVICE LINE	LF	375.00	\$37.46	\$14,047.50	375.00	\$14,047.50	0.00
35	4" PVC SEWER CLEANOUT	EA	8.00	\$258.34	\$2,066.72	8.00	\$2,066.72	0.00
36	TRAFFIC LID FOR SEWER	EA	3.00	\$342.95	\$1,028.85	3.00	\$1,028.85	0.00
37	8" PVC SEWER MAIN (0'-6' DEPTH)	LF	164.00	\$40.93	\$6,712.52	164.00	\$6,712.52	0.00
38	8" PVC SEWER MAIN (6'-8' DEPTH)	LF	37.00	\$45.92	\$1,699.04	37.00	\$1,699.04	0.00
39	8" PVC SEWER MAIN (8'-10' DEPTH)	LF	183.00	\$48.56	\$8,886.48	183.00	\$8,886.48	0.00
40	8" PVC SEWER MAIN (10'-12')	LF	157.00	\$51.21	\$8,039.97	157.00	\$8,039.97	0.00
41	STANDARD MANHOLE, 48"	EA	4.00	\$3,192.14	\$12,768.56	4.00	\$12,768.56	0.00
42	TERMINATION MANHOLE, 48"	EA	1.00	\$3,156.13	\$3,156.13	1.00	\$3,156.13	0.00
43	DROP MANHOLE, 48" DIAMETER (0'-	EA	1.00	\$3,850.61	\$3,850.61	1.00	\$3,850.61	0.00
44	EXTRA MANHOLE DEPTH, 48"	LF	11.00	\$35.17	\$386.87	11.00	\$386.87	0.00
45	CONNECT TO EXISTING SEWER	EA	1.00	\$565.03	\$565.03	1.00	\$565.03	0.00
46	SEWER MAIN CONCRETE	LF	85.00	\$32.73	\$2,782.05	85.00	\$2,782.05	0.00
47	STORM SEWER CONCRETE	LF	42.00	\$46.96	\$1,972.32	42.00	\$1,972.32	0.00
48	8" PVC WATER MAIN, C-900, DR18	LF	35.00	\$58.53	\$2,048.55	35.00	\$2,048.55	0.00
49	8" STANDARD COUPLING	EA	1.00	\$675.21	\$675.21	1.00	\$675.21	0.00
50	8" X 6" REDUCER	EA	1.00	\$573.53	\$573.53	1.00	\$573.53	0.00
51	6"-45° BEND	EA	1.00	\$476.47	\$476.47	1.00	\$476.47	0.00
52	6" PVC WATER MAIN, C-900, DR-18	LF	10.00	\$47.65	\$476.50	10.00	\$476.50	0.00
53	FIRE HYDRANT WITH AUXILARY	EA	2.00	\$5,709.59	\$11,419.18	2.00	\$11,419.18	0.00
54	CATHODIC CONTROL ANODE, 18	EA	7.00	\$364.15	\$2,549.05	7.00	\$2,549.05	0.00
55	CONNECT TO EXISTING WATER	EA	2.00	\$345.67	\$691.34	2.00	\$691.34	0.00
56	FLUSH MOUNTED TRACER WIRE	EA	3.00	\$313.67	\$941.01	3.00	\$941.01	0.00
57	FIRE HYDRANT PROTECTION	EA	2.00	\$655.78	\$1,311.56	2.00	\$1,311.56	0.00
58	ADJUST VALVE BOX	EA	2.00	\$351.69	\$703.38	2.00	\$703.38	0.00
59	1.5" COPPER SERVICE	LF	438.00	\$51.43	\$22,526.34	438.00	\$22,526.34	0.00
60	1.5" CURB STOP AND BOX	EA	2.00	\$1,279.00	\$2,558.00	2.00	\$2,558.00	0.00
61	1.5" TAPPING SADDLE & CORP	EA	1.00	\$490.99	\$490.99	1.00	\$490.99	0.00
62	2' X 3' TYPE B INLET WITH VANED	EA	4.00	\$3,011.32	\$12,045.28	4.00	\$12,045.28	0.00
63	12" RCP, CLASS II	LF	228.00	\$53.13	\$12,113.64	228.00	\$12,113.64	0.00
64	18" RCP, CLASS II	LF	74.00	\$60.80	\$4,499.20	74.00	\$4,499.20	0.00
65	12" RCP FLARED END	EA	6.00	\$691.17	\$4,147.02	6.00	\$4,147.02	0.00
66	18" RCP FLARED END	EA	2.00	\$805.55	\$1,611.10	2.00	\$1,611.10	0.00
67	12" CMP, 14 GA	LF	80.00	\$53.82	\$4,305.60	80.00	\$4,305.60	0.00
68	12" 15° CMP MITER BEND	EA	1.00	\$269.90	\$269.90	1.00	\$269.90	0.00
69	18" CMP 14 GA	LF	66.00	\$63.37	\$4,182.42	66.00	\$4,182.42	0.00
70	18" CMP 45° MITER BEND	EA	1.00	\$336.14	\$336.14	1.00	\$336.14	0.00






71	18" CMP SLOPED END, 14 GA	EA	1.00	\$507.34	\$507.34	1.00	\$507.34	0.00
72	18" CMP FLARED END, 14 GA	EA	1.00	\$285.91	\$285.91	1.00	\$285.91	0.00
73	CLASS 1 RIPRAP	CY	70.00	\$51.97	\$3,637.90	85.50	\$4,443.44	805.53
74	DETENTION POND OUTLET	LS	1.00	\$3,342.24	\$3,342.24	1.00	\$3,342.24	0.00
75	DETENTION POND OUTLET	LS	1.00	\$3,342.24	\$3,342.24	1.00	\$3,342.24	0.00
76	DETENTION POND OUTLET	LS	1.00	\$6,909.96	\$6,909.96	1.00	\$6,909.96	0.00
77	ROCK CONSTRUCTION ENTRANCE	EA	4.00	\$372.26	\$1,489.04	4.00	\$1,489.04	0.00
78	9" WATTLES	LF	180.00	\$3.21	\$577.80	180.00	\$577.80	0.00
79	EROSION CONTROL,	EA	4.00	\$192.93	\$771.72	4.00	\$771.72	0.00
80	CONCRETE WASHOUT AREA	EA	4.00	\$274.55	\$1,098.20	4.00	\$1,098.20	0.00
81	GUTTER FILTER SOCK CHECK	LF	60.00	\$10.29	\$617.40	60.00	\$617.40	0.00
82	PERIMETER SEDIMENT CONTROL	LF	2,680.00	\$3.53	\$9,460.40	2,680.00	\$9,460.40	0.00
83	WATER POLLUTION CONTROL	LS	1.00	\$2,463.60	\$2,463.60	1.00	\$2,463.60	0.00
84	GEOTEXTILE SEPARATION FABRIC	SY	8,242.00	\$4.90	\$40,385.80	8,242.00	\$40,385.80	0.00
85	AGGREGATE BASE COURSE	T	3,154.00	\$25.08	\$79,102.32	3,154.00	\$79,102.32	0.00
86	ASPHALT CONCRETE COMPOSITE,	T	1,709.00	\$112.03	\$191,459.27	1,672.00	\$187,314.16	-4,145.11
87	ASPHALT CONCRETE COMPOSITE	T	80.00	\$135.05	\$10,804.00	80.00	\$10,804.00	0.00
88	CONCRETE CURB AND GUTTER	LF	2,514.00	\$20.75	\$52,165.50	2,484.00	\$51,543.00	-622.50
89	CONCRETE CURB, TYPE B6	LF	255.00	\$18.13	\$4,623.15	255.00	\$4,623.15	0.00
90	CONCRETE "P6" GUTTER,	LF	341.00	\$23.45	\$7,996.45	341.00	\$7,996.45	0.00
91	CONCRETE "P6" GUTTER	LF	46.00	\$20.75	\$954.50	66.00	\$1,369.50	415.00
92	PCC PAVEMENT, 6" REINFORCED	SF	5,097.00	\$10.75	\$54,792.75	5,097.00	\$54,792.75	0.00
93	CONCRETE SIDEWALK, 4"	SF	2,805.00	\$7.30	\$20,476.50	2,805.00	\$20,476.50	0.00
94	CONCRETE SIDEWALK, 5"	SF	2,916.00	\$8.75	\$25,515.00	2,916.00	\$25,515.00	0.00
95	CONCRETE SIDEWALK, 5"	SF	290.00	\$9.01	\$2,612.90	290.00	\$2,612.90	0.00
96	CONCRETE DRAIN PAN	SF	24.00	\$9.18	\$220.32	24.00	\$220.32	0.00
97	DETECTABLE WARNING PANEL	SF	126.00	\$39.46	\$4,971.96	126.00	\$4,971.96	0.00
98	PAVEMENT MARKING PAINT, 4"	LF	2,213.00	\$0.51	\$1,128.63	2,233.00	\$1,138.83	10.20
99	PAVEMENT MARKING PAINT, 12"	LF	201.00	\$1.54	\$309.54	201.00	\$309.54	0.00
100	PAVEMENT MARKING PAINT, 24"	LF	346.00	\$3.09	\$1,069.14	416.00	\$1,285.44	216.30
101	PAVEMENT MARKING PAINT,	EA	6.00	\$96.47	\$578.82	6.00	\$578.82	0.00
102	ACCESSIBLE PARKING SIGN WITH	EA	4.00	\$289.40	\$1,157.60	4.00	\$1,157.60	0.00
103	PEDESTRIAN	EA	8.00	\$514.48	\$4,115.84	8.00	\$4,115.84	0.00
104	TRAILHEAD TRAFFIC SIGN WITH	EA	5.00	\$482.33	\$2,411.65	5.00	\$2,411.65	0.00
105	EROSION CONTROL BLANKET	SY	1,190.00	\$2.25	\$2,677.50	1,183.00	\$2,661.75	-15.75
106	SURFACE ROUGHENING	SY	17,290.00	\$0.67	\$11,584.30	17,290.00	\$11,584.30	0.00
107	SEEDING AND FERTILIZING	SY	19,350.00	\$0.65	\$12,577.50	19,350.00	\$12,577.50	0.00
108	BONDED FIBER MULCH	SY	18,160.00	\$1.61	\$29,237.60	18,160.00	\$29,237.60	0.00
109	PINE, PONDEROSA, 4'	EA	21.00	\$583.95	\$12,262.95	21.00	\$12,262.95	0.00



110	PINE, PONDEROSA, 12'	EA	3.00	\$1,780.12	\$5,340.36	3.00	\$5,340.36	0.00
111	POPLAR, BALSAM, 1.5" CAL. (B&B)	EA	4.00	\$618.67	\$2,474.68	4.00	\$2,474.68	0.00
112	JUNIPER, BUFFALO, 5 GAL.	EA	12.00	\$77.17	\$926.04	12.00	\$926.04	0.00
113	COBBLE MULCH, 4" DEPTH	SF	730.00	\$3.34	\$2,438.20	730.00	\$2,438.20	0.00
114	STEEL LANDSCAPE EDGING, 6"	LF	19.00	\$12.86	\$244.34	19.00	\$244.34	0.00
115	LANDSCAPE BOULDERS, 3' - 5'	EA	22.00	\$347.28	\$7,640.16	22.00	\$7,640.16	0.00
116	GRANULAR TRAILHEAD	SF	3,920.00	\$1.93	\$7,565.60	3,920.00	\$7,565.60	0.00
117	GRANULAR TRAILHEAD	CY	3.00	\$42.66	\$127.98	3.00	\$127.98	0.00
118	WOOD GUARDRAIL	LF	363.00	\$64.07	\$23,257.41	363.00	\$23,257.41	0.00
119	BICYCLE RACK	LF	39.00	\$141.74	\$5,527.86	39.00	\$5,527.86	0.00
120	WASTE RECEPTACLE	EA	7.00	\$344.43	\$2,411.01	7.00	\$2,411.01	0.00
121	DOG WASTE STATION	EA	4.00	\$1,077.66	\$4,310.64	4.00	\$4,310.64	0.00
122	REPAIR STONE WALL	LS	1.00	\$3,547.98	\$3,547.98	1.00	\$3,547.98	0.00
123	EXISTING ELECTRICAL SERVICE	LS	1.00	\$3,209.11	\$3,209.11	1.00	\$3,209.11	0.00
124	NEW ELECTRIC SERVICE -	LS	1.00	\$1,665.65	\$1,665.65	1.00	\$1,665.65	0.00
125	WATER BOOSTER SYSTEM -	LS	1.00	\$5,276.69	\$5,276.69	1.00	\$5,276.69	0.00
126	PRE-FABRICATED FLUSH TOILET	LS	1.00	\$157,109.74	\$157,109.74	1.00	\$157,109.74	0.00
127	BLAST CLEAN STONE WALL	SF	2,255.00	\$3.37	\$7,599.35	2,255.00	\$7,599.35	0.00
128	STONE MASONRY SEALER	GAL	15.00	\$181.38	\$2,720.70	15.00	\$2,720.70	0.00
129	MONUMENT SIGN - DINOSAUR	EA	2.00	\$6,899.81	\$13,799.62	2.00	\$13,799.62	0.00
130	DIRECTIONAL SIGN - DINOSAUR	EA	1.00	\$2,855.65	\$2,855.65	1.00	\$2,855.65	0.00
131	TRAILHEAD INFORMATION SIGN	EA	3.00	\$4,338.51	\$13,015.53	3.00	\$13,015.53	0.00
132	CONCRETE JOINT SEALER	LS	0.00	\$1,935.51	\$0.00	1.00	\$1,935.51	1,935.51
133	REMOVE 4" PVC WATER MAIN	LS	0.00	\$269.63	\$0.00	1.00	\$269.63	269.63
134	8" GATE VALVE & BOX, FURNISH &	LS	0.00	\$2,828.00	\$0.00	1.00	\$2,828.00	2,828.00
135	6" REINFORCED APPROACH	SF	0.00	\$11.06	\$0.00	303.00	\$3,351.18	3,351.18
136	6" REINFORCED CONCRETE	SF	0.00	\$11.13	\$0.00	677.00	\$7,535.01	7,535.01
137	SIGNAGE CONSTRUCTION	LS	0.00	\$3,050.36	\$0.00	1.00	\$3,050.36	3,050.36
<b>TOTAL</b>					<b>\$1,531,891.12</b>		<b>\$1,547,442.16</b>	<b>15,551.05</b>

C.C.O. HISTORY INCREASE/(DECREASE)		PRIOR ADJUSTED CONTRACT PRICE :		1,531,891.12
CCO #1	\$15,551.05	NET INCREASE/(DECREASE):		15,551.05
CCO #2	\$0.00	ADJUSTED CONTRACT PRICE:		1,547,442.16
CCO #3	\$0.00	CHANGE TO DATE:		15,551.05

	5/26/15
JOSIAH SCULL, RCS CONSTRUCTION, INC.	DATE
	5/26/15
GREG WIERENGA, AE2S, INC.	DATE
	5/26/15
ALEX DESMIDT, PROJECT MANAGER	DATE
MAYOR: SAM KOOIKER	DATE
FINANCE: PAULINE SUMPTION	DATE
CONTRACT TIME CHANGE + 10 DAYS	NEW CONTRACT TIME: Days

City Staff recommends approval of this Change Order #1 to RCS Construction for an increase of \$15,551.05 based on unit pricing with the following appropriation:

Initial Funding	\$1,203,821.00	\$328,100.00	\$0.00	\$0.00	\$1,531,921.00
Fund Type	Parks & Rec	Vision Fund			
Fund	8912	0125			
Department	0505	0125			
Line Item	4372	4372			
CCO #1	\$15,618.46	(\$67.43)			\$15,551.05
CCO #					\$0.00
CCO #					\$0.00
Adjusted Funding	\$1,219,439.46	\$328,032.57	\$0.00	\$0.00	\$1,547,472.03



CITY OF RAPID CITY CONSTRUCTION CHANGE ORDER # 1  
 SKYLINE WILDERNESS PARK TRAILHEAD DEVELOPMENT  
 PROJECT NO. PR13-6109 / CIP51002  
 May 26, 2015  
 ORIGINAL CONTRACT AMOUNT: \$1,531,891.12  
 CONTRACTOR: RCS Construction

LINE ITEM	DESCRIPTION	REASON FOR CHANGE
9	REMOVE CONCRETE PAVEMENT	Reduction, Required change to meet City Design Criteria, RFP #4
73	CLASS I RIPRAP	Increase, Required to upsize stormwater outfalls
86	ASPHALT CONCRETE COMPOSITE, CLASS G, TYPE 1, PG 64-28	Reduction, Required change to meet City Design Criteria, RFP #4
88	CONCRETE CURB AND GUTTER TY	Reduction, Required change to meet City Design Criteria, RFP #4
91	CONCRETE "P6" GUTTER	Increase, Required change to meet City Design Criteria, RFP #4
98	PAVEMENT MARKING PAINT, 4"	Increase, Required to strip in front of fire hydrant, FO #6
100	PAVEMENT MARKING PAINT, 24"	Increase, Required to add existing crossing striping, FO #5
105	EROSION CONTROL BLANKET	Reduction resulting from increased Class I Riprap expansion, RFP #1 - FO #2 & 3
132	CONCRETE JOINT SEALER	Increase, Required to seal sawcut joints, RFP #2
133	REMOVE 8" PVC WATER MAIN	Increase, Required to upsize 4" Water Main to 8" Water Main, RFP #3
134	8" GATE VALVE & BOX, FURNISH & INSTALL	Increase, Required to upsize 4" Gate Valve to 8" Gate Valve, RFP #3
135	6" REINFORCED APPROACH	Increase, Required to meet City Design Criteria, RFP #4
136	6" REINFORCED CONCRETE FILLET & PAN	Increase, Required to meet City Design Criteria, RFP #4
137	SIGNAGE CONSTRUCTION	Increase, Required for signage at Dinosaur Park, RFP #5

PREPARED BY: Alex Desmidt, Project Manager

DATE: 5/26/14

		Parks & Recreation		Vision Fund	
FUNDING TYPE		8912		4372	
COST CENTER		4372		125	
LINE ITEM		505		125	
FUND		505		125	
LINE ITEM	DESCRIPTION	AMOUNT	PERCENT	AMOUNT	PERCENT
1	MOBILIZATION	0.00	79%	0.00	21%
2	INCIDENTAL WORK	0.00	79%	0.00	21%
3	CONSTRUCTION STAKING	0.00	79%	0.00	21%
4	REESTABLISH PROPERTY CORNERS	0.00	79%	0.00	21%
5	TRAFFIC CONTROL	0.00	79%	0.00	21%
6	CLEARING & GRUBBING	0.00	79%	0.00	21%
7	CLEAR & GRUB TREES ( >6" Dia.)	0.00	79%	0.00	21%
8	REMOVE AC PAVEMENT	0.00	79%	0.00	21%
9	REMOVE CONCRETE PAVEMENT	-65.03	79%	-17.29	21%
10	REMOVE CONCRETE SIDEWALK	0.00	79%	0.00	21%
11	REMOVE CONCRETE CURB & GUTTER	0.00	79%	0.00	21%
12	REMOVE & RESET SIGN	0.00	79%	0.00	21%
13	REMOVE AND SALVAGE SIGN	0.00	79%	0.00	21%
14	REMOVE AND SALVAGE GUARDRAIL	0.00	79%	0.00	21%
15	REMOVE SILT FENCE	0.00	79%	0.00	21%
16	REMOVE WIRE FENCE	0.00	79%	0.00	21%
17	REMOVE SEGMENTAL MASONRY BLOCK	0.00	79%	0.00	21%
18	REMOVE AND RESET DRAIN PIPE HEADWALL	0.00	79%	0.00	21%
19	REMOVE AND RESET 8' CHAIN LINK FENCE	0.00	79%	0.00	21%
20	REMOVE RIPRAP	0.00	79%	0.00	21%
21	REMOVE AND SALVAGE FIRE HYDRANT AND	0.00	79%	0.00	21%
22	REMOVE SANITARY SEWER MANHOLE	0.00	79%	0.00	21%
23	AASHTO T-180 SOIL TEST	0.00	79%	0.00	21%
24	EXCAVATION, UNCLASSIFIED	0.00	79%	0.00	21%
25	EXCAVATION, UNDERCUT	0.00	79%	0.00	21%
26	BORROW, IMPORTED	0.00	79%	0.00	21%
27	ROCK EXCAVATION	0.00	79%	0.00	21%
28	ROCK EXCAVATION - TRENCH	0.00	79%	0.00	21%
29	TOPSOIL, PLACE	0.00	79%	0.00	21%
30	IMPORTED TOPSOIL	0.00	79%	0.00	21%
31	SEGMENTAL RETAINING WALL	0.00	79%	0.00	21%

32	NATURAL STONE RETAINING WALL	0.00	79%	0.00	21%
33	TYPE I BEDDING MATERIAL	0.00	79%	0.00	21%
34	4" PVC SEWER SERVICE LINE	0.00	79%	0.00	21%
35	4" PVC SEWER CLEANOUT	0.00	79%	0.00	21%
36	TRAFFIC LID FOR SEWER CLEANOUT	0.00	79%	0.00	21%
37	8" PVC SEWER MAIN (0'-6' DEPTH)	0.00	79%	0.00	21%
38	8" PVC SEWER MAIN (6'-8' DEPTH)	0.00	79%	0.00	21%
39	8" PVC SEWER MAIN (8'-10' DEPTH)	0.00	79%	0.00	21%
40	8" PVC SEWER MAIN (10'-12' DEPTH)	0.00	79%	0.00	21%
41	STANDARD MANHOLE, 48" DIAMETER (0'-	0.00	79%	0.00	21%
42	TERMINATION MANHOLE, 48" DIAMETER (0'-	0.00	79%	0.00	21%
43	DROP MANHOLE, 48" DIAMETER (0'-6 DEPTH)	0.00	79%	0.00	21%
44	EXTRA MANHOLE DEPTH, 48" DIAMETER	0.00	79%	0.00	21%
45	CONNECT TO EXISTING SEWER MAIN	0.00	79%	0.00	21%
46	SEWER MAIN CONCRETE ENCASEMENT	0.00	79%	0.00	21%
47	STORM SEWER CONCRETE ENCASEMENT	0.00	79%	0.00	21%
48	8" PVC WATER MAIN, C-900, DR18	0.00	79%	0.00	21%
49	8" STANDARD COUPLING	0.00	79%	0.00	21%
50	8" X 6" REDUCER	0.00	79%	0.00	21%
51	6"-45° BEND	0.00	79%	0.00	21%
52	6" PVC WATER MAIN, C-900, DR-18	0.00	79%	0.00	21%
53	FIRE HYDRANT WITH AUXILIARY VALVE AND BOX	0.00	79%	0.00	21%
54	CATHODIC CONTROL ANODE, 18 LB - ZINC	0.00	79%	0.00	21%
55	CONNECT TO EXISTING WATER MAIN	0.00	79%	0.00	21%
56	FLUSH MOUNTED TRACER WIRE ACCESS BOX	0.00	79%	0.00	21%
57	FIRE HYDRANT PROTECTION BOLLARDS	0.00	79%	0.00	21%
58	ADJUST VALVE BOX	0.00	79%	0.00	21%
59	1.5" COPPER SERVICE	0.00	79%	0.00	21%
60	1.5" CURB STOP AND BOX	0.00	79%	0.00	21%
61	1.5" TAPPING SADDLE & CORP STOP	0.00	79%	0.00	21%
62	2' X 3' TYPE B INLET WITH VANED GRATE	0.00	79%	0.00	21%
63	12" RCP, CLASS II	0.00	79%	0.00	21%
64	18" RCP, CLASS II	0.00	79%	0.00	21%
65	12" RCP FLARED END	0.00	79%	0.00	21%
66	18" RCP FLARED END	0.00	79%	0.00	21%
67	12" CMP, 14 GA	0.00	79%	0.00	21%
68	12" 15° CMP MITER BEND	0.00	79%	0.00	21%
69	18" CMP 14 GA	0.00	79%	0.00	21%
70	18" CMP 45° MITER BEND	0.00	79%	0.00	21%
71	18" CMP SLOPED END, 14 GA	0.00	79%	0.00	21%



72	18" CMP FLARED END, 14 GA	0.00	79%	0.00	21%
73	CLASS 1 RIPRAP	636.37	79%	169.16	21%
74	DETENTION POND OUTLET STRUCTURE -	0.00	79%	0.00	21%
75	DETENTION POND OUTLET STRUCTURE - WEST	0.00	79%	0.00	21%
76	DETENTION POND OUTLET STRUCTURE -	0.00	79%	0.00	21%
77	ROCK CONSTRUCTION ENTRANCE	0.00	79%	0.00	21%
78	9" WATTLES	0.00	79%	0.00	21%
79	EROSION CONTROL, INLET/OUTLET	0.00	79%	0.00	21%
80	CONCRETE WASHOUT AREA	0.00	79%	0.00	21%
81	GUTTER FILTER SOCK CHECK	0.00	79%	0.00	21%
82	PERIMETER SEDIMENT CONTROL	0.00	79%	0.00	21%
83	WATER POLLUTION CONTROL	0.00	79%	0.00	21%
84	GEOTEXTILE SEPARATION FABRIC	0.00	79%	0.00	21%
85	AGGREGATE BASE COURSE	0.00	79%	0.00	21%
86	ASPHALT CONCRETE COMPOSITE, CLASS G,	-3,274.64	79%	-870.47	21%
87	ASPHALT CONCRETE COMPOSITE - PATCHING,	0.00	79%	0.00	21%
88	CONCRETE CURB AND GUTTER TYPE B66 OR	-491.78	79%	-130.73	21%
89	CONCRETE CURB, TYPE B6	0.00	79%	0.00	21%
90	CONCRETE "P6" GUTTER, REINFORCED	0.00	79%	0.00	21%
91	CONCRETE "P6" GUTTER	327.85	79%	87.15	21%
92	PCC PAVEMENT, 6" REINFORCED	0.00	79%	0.00	21%
93	CONCRETE SIDEWALK, 4"	0.00	79%	0.00	21%
94	CONCRETE SIDEWALK, 5" REINFORCED	0.00	79%	0.00	21%
95	CONCRETE SIDEWALK, 5" REINFORCED WITH	0.00	79%	0.00	21%
96	CONCRETE DRAIN PAN (REINFORCED), 6"	0.00	79%	0.00	21%
97	DETECTABLE WARNING PANEL	0.00	79%	0.00	21%
98	PAVEMENT MARKING PAINT, 4" WHITE	8.06	79%	2.14	21%
99	PAVEMENT MARKING PAINT, 12" WHITE	0.00	79%	0.00	21%
100	PAVEMENT MARKING PAINT, 24" WHITE	170.88	79%	45.42	21%
101	PAVEMENT MARKING PAINT, DISABILITY	0.00	79%	0.00	21%
102	ACCESSIBLE PARKING SIGN WITH SUPPORT	0.00	79%	0.00	21%
103	PEDESTRIAN CROSSING/WARNING SIGN WITH	0.00	79%	0.00	21%
104	TRAILHEAD TRAFFIC SIGN WITH SUPPORT	0.00	79%	0.00	21%
105	EROSION CONTROL BLANKET	-12.44	79%	-3.31	21%
106	SURFACE ROUGHENING	0.00	79%	0.00	21%
107	SEEDING AND FERTILIZING	0.00	79%	0.00	21%
108	BONDED FIBER MULCH	0.00	79%	0.00	21%
109	PINE, PONDEROSA, 4'	0.00	79%	0.00	21%
110	PINE, PONDEROSA, 12'	0.00	79%	0.00	21%
111	POPLAR, BALSAM, 1.5" CAL. (B&B)	0.00	79%	0.00	21%

112	JUNIPER, BUFFALO, 5 GAL.	0.00	79%	0.00	21%
113	COBBLE MULCH, 4" DEPTH	0.00	79%	0.00	21%
114	STEEL LANDSCAPE EDGING, 6"	0.00	79%	0.00	21%
115	LANDSCAPE BOULDERS, 3' - 5' SIZE	0.00	79%	0.00	21%
116	GRANULAR TRAILHEAD SURFACING, 4"	0.00	79%	0.00	21%
117	GRANULAR TRAILHEAD SURFACING, 1" AT	0.00	79%	0.00	21%
118	WOOD GUARDRAIL	0.00	79%	0.00	21%
119	BICYCLE RACK	0.00	79%	0.00	21%
120	WASTE RECEPTACLE	0.00	79%	0.00	21%
121	DOG WASTE STATION	0.00	79%	0.00	21%
122	REPAIR STONE WALL	0.00	79%	0.00	21%
123	EXISTING ELECTRICAL SERVICE REWORK	0.00	79%	0.00	21%
124	NEW ELECTRIC SERVICE - RESTROOM	0.00	79%	0.00	21%
125	WATER BOOSTER SYSTEM - RESTROOM	0.00	79%	0.00	21%
126	PRE-FABRICATED FLUSH TOILET BUILDING	0.00	79%	0.00	21%
127	BLAST CLEAN STONE WALL	0.00	79%	0.00	21%
128	STONE MASONRY SEALER	0.00	100%	0.00	0%
129	MONUMENT SIGN - DINOSAUR PARK	0.00	100%	0.00	0%
130	DIRECTIONAL SIGN - DINOSAUR PARK	0.00	100%	0.00	0%
131	TRAILHEAD INFORMATION SIGN	0.00	0%	0.00	100%
132	CONCRETE JOINT SEALER	1,935.51	100%	0.00	0%
133	REMOVE 4" PVC WATER MAIN	213.01	79%	56.62	21%
134	8" GATE VALVE & BOX, FURNISH & INSTALL	2,234.12	79%	593.88	21%
135	6" REINFORCED APPROACH	3,351.18	100%	0.00	0%
136	6" REINFORCED CONCRETE FILLET & PAN	7,535.01	100%	0.00	0%
137	SIGNAGE CONSTRUCTION	3,050.36	100%	0.00	0%
		15,618.46		-67.43	