




CITY OF RAPID CITY CONSTRUCTION CHANGE ORDER #1F
2014 ANNUAL 4" WATER MAIN REPLACEMENT AND LOOPING
PROJECT NO. 14-2128 / CIP NO. 51013
OCTOBER 24, 2014
ORIGINAL CONTRACT AMOUNT: \$540,314.25
CONTRACTOR: HIGHMARK, INC.

LINE ITEM	DESCRIPTION	UNIT	CURRENT CONTRACT QUANTITY	UNIT PRICE	EXTENDED PRICE	ADJUSTED QUANTITY	ADJUSTED PRICE	NET CHANGE
1	MOBILIZATION	LS	1.00	\$61,500.00	\$61,500.00	1.00	\$61,500.00	\$0.00
2	INCIDENTAL	LS	1.00	\$50,550.00	\$50,550.00	1.00	\$50,550.00	\$0.00
3	CLEARING & GRUBBING, STUMP, 30"	EA	1.00	\$2,500.00	\$2,500.00	1.00	\$2,500.00	\$0.00
4	REMOVE & SALVAGE FIRE HYDRANT & AUX VALVE	EA	3.00	\$200.00	\$600.00	3.00	\$600.00	\$0.00
5	REMOVE CURB STOP AND BOX	EA	20.00	\$30.00	\$600.00	20.00	\$600.00	\$0.00
6	REMOVE WATER VALVE & BOX	EA	4.00	\$50.00	\$200.00	4.00	\$200.00	\$0.00
7	REMOVE AC PAVEMENT	SY	2,732.00	\$2.00	\$5,464.00	2,711.70	\$5,423.40	(\$40.60)
8	REMOVE PCC PAVEMENT	SY	52.00	\$13.50	\$702.00	37.90	\$511.65	(\$190.35)
9	REMOVE PCC DRIVEWAY PAVEMENT	SY	15.00	\$4.00	\$60.00	16.00	\$64.00	\$4.00
10	REMOVE CONCRETE CURB & GUTTER	LF	563.00	\$2.00	\$1,126.00	465.00	\$930.00	(\$196.00)
11	PAN	SY	27.00	\$10.00	\$270.00	25.00	\$250.00	(\$20.00)
12	REMOVE PCC SIDEWALK	SF	620.00	\$1.50	\$930.00	255.00	\$382.50	(\$547.50)
13	REMOVE TREE, 18"	EA	1.00	\$750.00	\$750.00	1.00	\$750.00	\$0.00
14	REMOVE & RESET SIGN	EA	2.00	\$85.00	\$170.00	0.00	\$0.00	(\$170.00)
15	AASHTO T-180 SOIL TEST	EA	5.00	\$155.00	\$775.00	6.00	\$930.00	\$155.00
16	EXCAVATION, UNCLASSIFIED	CY	200.00	\$10.00	\$2,000.00	200.00	\$2,000.00	\$0.00
17	EXCAVATION, UNCLASSIFIED-DIGOUTS	CY	50.00	\$15.00	\$750.00	0.00	\$0.00	(\$750.00)
18	SODDING	SY	335.00	\$5.25	\$1,758.75	203.00	\$1,065.75	(\$693.00)
19	MULCHING	SY	2,300.00	\$1.50	\$3,450.00	3,003.00	\$4,504.50	\$1,054.50
20	WATER MAIN CONCRETE ENCASEMENT	LF	62.00	\$52.00	\$3,224.00	43.00	\$2,236.00	(\$988.00)
21	IMPORTED BACKFILL MATERIAL (TRENCH)	CY	100.00	\$16.00	\$1,600.00	0.00	\$0.00	(\$1,600.00)
22	TYPE I BEDDING MATERIAL	T	50.00	\$19.00	\$950.00	0.00	\$0.00	(\$950.00)
23	TYPE II BEDDING MATERIAL	T	50.00	\$19.00	\$950.00	0.00	\$0.00	(\$950.00)
24	TYPE III FOUNDATION MATERIAL	T	50.00	\$21.00	\$1,050.00	0.00	\$0.00	(\$1,050.00)
25	6" PVC WATER MAIN C-900, DR 18	LF	71.00	\$65.00	\$4,615.00	43.00	\$2,795.00	(\$1,820.00)
26	8" PVC WATER MAIN C-900, DR 18	LF	2,380.00	\$48.00	\$114,240.00	2,383.00	\$114,384.00	\$144.00

LINE ITEM	DESCRIPTION	UNIT	CURRENT CONTRACT QUANTITY	UNIT PRICE	EXTENDED PRICE	ADJUSTED QUANTITY	ADJUSTED PRICE	NET CHANGE
27	6" 45 DEGREE BEND	EA	4.00	\$232.00	\$928.00	5.00	\$1,160.00	\$232.00
28	8" 90 DEGREE BEND	EA	3.00	\$355.00	\$1,065.00	3.00	\$1,065.00	\$0.00
29	8" HIGH DEFLECTION COUPLING	EA	1.00	\$101.00	\$101.00	1.00	\$101.00	\$0.00
30	4" MJ PLUG	EA	1.00	\$100.00	\$100.00	1.00	\$100.00	\$0.00
31	6" MJ PLUG	EA	1.00	\$130.00	\$130.00	1.00	\$130.00	\$0.00
32	8" MJ PLUG	EA	1.00	\$145.00	\$145.00	1.00	\$145.00	\$0.00
33	EXCAVATE AND PLUG 8" TEE	EA	1.00	\$1,500.00	\$1,500.00	1.00	\$1,500.00	\$0.00
34	8" X 6" REDUCER	EA	5.00	\$261.00	\$1,305.00	5.00	\$1,305.00	\$0.00
35	6" X 6" X 6" TEE	EA	2.00	\$360.00	\$720.00	0.00	\$0.00	(\$720.00)
36	8" X 8" X 6" TEE	EA	2.00	\$465.00	\$930.00	3.00	\$1,395.00	\$465.00
37	8" X 8" X 8" TEE	EA	3.00	\$520.00	\$1,560.00	3.00	\$1,560.00	\$0.00
38	8" GATE VALVE W/ BOX	EA	10.00	\$1,545.50	\$15,455.00	10.00	\$15,455.00	\$0.00
39	FIRE HYDRANT W/AUX VALVE, & BOX	EA	2.00	\$5,135.00	\$10,270.00	2.00	\$10,270.00	\$0.00
40	1" COPPER SERVICE	LF	645.00	\$48.00	\$30,960.00	653.00	\$31,344.00	\$384.00
41	1.5" COPPER SERVICE	LF	16.00	\$55.00	\$880.00	0.00	\$0.00	(\$880.00)
42	2" COPPER SERVICE	LF	20.00	\$60.00	\$1,200.00	26.00	\$1,560.00	\$360.00
43	1" TAPPING SADDLE	EA	19.00	\$115.00	\$2,185.00	19.00	\$2,185.00	\$0.00
44	1.5" TAPPING SADDLE & CORP STOP	EA	1.00	\$255.00	\$255.00	1.00	\$255.00	\$0.00
45	2" TAPPING SADDLE & CORP STOP	EA	1.00	\$355.00	\$355.00	2.00	\$710.00	\$355.00
46	1" CURB STOP & BOX	EA	19.00	\$275.00	\$5,225.00	18.00	\$4,950.00	(\$275.00)
47	2" CURB STOP & BOX	EA	1.00	\$525.00	\$525.00	1.00	\$525.00	\$0.00
48	CONNECT TO EXISTING WATER MAIN	EA	7.00	\$1,175.00	\$8,225.00	9.00	\$10,575.00	\$2,350.00
49	RECONNECT WATER SERVICE	EA	21.00	\$150.00	\$3,150.00	22.00	\$3,300.00	\$150.00
50	FLUSH-MOUNTED TRACER WIRE BOX	EA	10.00	\$80.00	\$800.00	10.00	\$800.00	\$0.00
51	CATHODIC CONTROL TEST STATION	EA	2.00	\$325.00	\$650.00	2.00	\$650.00	\$0.00
52	EROSION AND WATER POLLUTION CONTROL	LS	1.00	\$5,500.00	\$5,500.00	1.00	\$5,500.00	\$0.00
53	GRAVEL FILLED FILTER BAG	LF	324.00	\$6.00	\$1,944.00	114.00	\$684.00	(\$1,260.00)
54	REMOVE & RESET GRAVEL FILLED FILTER BAG	LF	100.00	\$1.25	\$125.00	18.00	\$22.50	(\$102.50)
55	REMOVE GRAVEL FILLED FILTER BAG	LF	324.00	\$1.00	\$324.00	114.00	\$114.00	(\$210.00)

LINE ITEM	DESCRIPTION	UNIT	CURRENT CONTRACT QUANTITY	UNIT PRICE	EXTENDED PRICE	ADJUSTED QUANTITY	ADJUSTED PRICE	NET CHANGE
56	VEHICLE TRACKING CONTROL	EA	2.00	\$2,500.00	\$5,000.00	0.00	\$0.00	(\$5,000.00)
57	REMOVE VEHICLE TRACKING CONTROL	EA	2.00	\$500.00	\$1,000.00	0.00	\$0.00	(\$1,000.00)
58	9" WATTLES	LF	655.00	\$4.75	\$3,111.25	460.00	\$2,185.00	(\$926.25)
59	REMOVE & RESET 9" WATTLES	LF	395.00	\$2.00	\$790.00	460.00	\$920.00	\$130.00
60	REMOVE 9" WATTLES	LF	655.00	\$1.75	\$1,146.25	0.00	\$0.00	(\$1,146.25)
61	EROSION CONTROL, INLET PROTECTION	EA	4.00	\$110.00	\$440.00	2.00	\$220.00	(\$220.00)
62	AGGREGATE BASE COURSE, 1" GRAVEL SURFACING, TEMPORARY	T	988.00	\$19.00	\$18,772.00	652.87	\$12,404.53	(\$6,367.47)
63	AC, CLASS G, TYPE 1 PG64-28	T	791.00	\$110.00	\$87,010.00	777.21	\$85,493.10	(\$1,516.90)
65	PCC PAVEMENT, 7.5"	SY	36.00	\$160.00	\$5,760.00	37.90	\$6,064.00	\$304.00
66	PCC DRIVEWAY PAVEMENT 6", NONREINFORCED	SY	15.00	\$138.00	\$2,070.00	16.00	\$2,208.00	\$138.00
67	CONCRETE CURB & GUTTER, TYPE B6-6	LF	644.00	\$45.00	\$28,980.00	465.00	\$20,925.00	(\$8,055.00)
68	CONCRETE FILLET & PAN, 6" REINFORCED	SY	27.00	\$194.00	\$5,238.00	25.00	\$4,850.00	(\$388.00)
69	CONCRETE SIDEWALK, 4" NONREINFORCED	SF	620.00	\$21.50	\$13,330.00	255.00	\$5,482.50	(\$7,847.50)
70	DETECTABLE WARNING PANEL	SF	20.00	\$81.00	\$1,620.00	20.00	\$1,620.00	\$0.00
71	TRAFFIC CONTROL	LS	1.00	\$5,000.00	\$5,000.00	1.00	\$5,000.00	\$0.00
72	FIRE HYDRANT EXTENSION	EA	0.00	\$804.32	\$0.00	1.00	\$804.32	\$804.32
TOTAL					\$540,314.25		\$500,536.75	(\$39,777.50)

C.C.O. HISTORY INCREASE/(DECREASE)		PRIOR ADJUSTED CONTRACT PRICE :	\$540,314.25
CCO #1F	(\$39,777.50)	NET INCREASE/(DECREASE):	(\$39,777.50)
	\$0.00	ADJUSTED CONTRACT PRICE:	\$500,536.75
	\$0.00	CHANGE TO DATE:	(\$39,777.50)

	11-4-14
CONTRACTOR: HIGHMARK INC.	DATE
	10/30/14
PROJECT MANAGER: KLARE SCHROEDER, P.E.	DATE
	10-31-14
CITY ENGINEER: DALE TECH, P.E. / L.S.	DATE
MAYOR: SAM KOOIKER	DATE
FINANCE: PAULINE SUMPTION	DATE
CONTRACT TIME CHANGE +/-: 0	NEW CONTRACT TIME: Days

City Staff recommends approval of this Change Order #1F to Highmark Inc. for a decrease of \$39,777.50 based on unit pricing with the following appropriation:

Initial Funding	\$499,365.67	\$40,948.58			\$540,314.25
Fund Type	Water	Streets			
Department	0933	8910			
Line Item	4381	4370			
Fund	0602	0505			
CCO #1F	(\$36,105.00)	(\$3,672.50)			(\$39,777.50)
					\$0.00
Adjusted Funding	463,260.67	37,276.08			\$500,536.75

**CITY OF RAPID CITY CONSTRUCTION CHANGE ORDER #1F
2014 ANNUAL 4" WATER MAIN REPLACEMENT AND LOOPING
PROJECT NO. 14-2128 / CIP NO. 51013
OCTOBER 24, 2014
ORIGINAL CONTRACT AMOUNT: \$540,314.25
CONTRACTOR: HIGHMARK, INC.**

LINE ITEM	DESCRIPTION	REASON FOR CHANGE
7	REMOVE AC PAVEMENT	Actual quantity needed to complete the project.
8	REMOVE PCC PAVEMENT	Actual quantity needed to complete the project.
9	REMOVE PCC DRIVEWAY PAVEMENT	Actual quantity needed to complete the project.
10	REMOVE CONCRETE CURB & GUTTER	Actual quantity needed to complete the project.
11	PAN	Actual quantity needed to complete the project.
12	REMOVE PCC SIDEWALK	Actual quantity needed to complete the project.
14	REMOVE & RESET SIGN	None required on this project.
15	AASHTO T-180 SOIL TEST	Actual quantity needed to complete the project.
17	EXCAVATION, UNCLASSIFIED-DIGOUTS	None required on this project.
18	SODDING	Actual quantity needed to complete the project.
19	MULCHING	Actual quantity needed to complete the project.
20	WATER MAIN CONCRETE ENCASEMENT	Actual quantity needed to complete the project.
21	IMPORTED BACKFILL MATERIAL (TRENCH)	None required on this project.
22	TYPE I BEDDING MATERIAL	None required on this project.
23	TYPE II BEDDING MATERIAL	None required on this project.
24	TYPE III FOUNDATION MATERIAL	None required on this project.
25	6" PVC WATER MAIN C-900, DR 18	Actual quantity needed to complete the project.
26	8" PVC WATER MAIN C-900, DR 18	Actual quantity needed to complete the project.
27	6" 45 DEGREE BEND	Actual quantity needed to complete the project.
35	6" X 6" X 6" TEE	None required on this project.
36	8" X 8" X 6" TEE	Actual quantity needed to complete the project.
40	1" COPPER SERVICE	Actual quantity needed to complete the project.
41	1.5" COPPER SERVICE	
42	2" COPPER SERVICE	Actual quantity needed to complete the project.
45	2" TAPPING SADDLE & CORP STOP	Actual quantity needed to complete the project.
46	1" CURB STOP & BOX	Actual quantity needed to complete the project.
48	CONNECT TO EXISTING WATER MAIN	Actual quantity needed to complete the project.
49	RECONNECT WATER SERVICE	Actual quantity needed to complete the project.
53	GRAVEL FILLED FILTER BAG	Actual quantity needed to complete the project.

54	REMOVE & RESET GRAVEL FILLED FILTER BAG	Actual quantity needed to complete the project.
55	REMOVE GRAVEL FILLED FILTER BAG	Actual quantity needed to complete the project.
56	VEHICLE TRACKING CONTROL	None required on this project.
57	REMOVE VEHICLE TRACKING CONTROL	None required on this project.
58	9" WATTLES	Actual quantity needed to complete the project.
59	REMOVE & RESET 9" WATTLES	Actual quantity needed to complete the project.
60	REMOVE 9" WATTLES	None required on this project.
61	EROSION CONTROL, INLET PROTECTION	Actual quantity needed to complete the project.
62	AGGREGATE BASE COURSE, 1"	Actual quantity needed to complete the project.
63	TEMPORARY	Actual quantity needed to complete the project.
64	AC, CLASS G, TYPE 1 PG64-28	Actual quantity needed to complete the project.
65	PCC PAVEMENT, 7.5"	Actual quantity needed to complete the project.
66	PCC DRIVEWAY PAVEMENT 6", NONREINFORCED	Actual quantity needed to complete the project.
67	CONCRETE CURB & GUTTER, TYPE B6-6	Actual quantity needed to complete the project.
68	CONCRETE FILLET & PAN, 6" REINFORCED	Actual quantity needed to complete the project.
69	CONCRETE SIDEWALK, 4" NONREINFORCED	Actual quantity needed to complete the project.
72	FIRE HYDRANT EXTENSION	Needed an extension to make up a slope so it would not sit in a hole.

PREPARED BY: Klare Schroeder, P.E.

DATE: October 24, 2014

		Water		Streets		
		0933		8910		
		4381		4370		
		0602		0505		
FUND						
ITEM NO.	DESCRIPTION OF ITEM	AMOUNT	PERCENT	AMOUNT	PERCENT	
1	MOBILIZATION	0.00	92%	0.00	8%	100%
2	INCIDENTAL	0.00	100%	0.00	0%	100%
3	CLEARING & GRUBBING, STUMP,	0.00	100%	0.00	0%	100%
4	REMOVE & SALVAGE FIRE HYDRA	0.00	100%	0.00	0%	100%
5	REMOVE CURB STOP AND BOX	0.00	100%	0.00	0%	100%
6	REMOVE WATER VALVE & BOX	0.00	100%	0.00	0%	100%
7	REMOVE AC PAVEMENT	-30.45	75%	-10.15	25%	100%
8	REMOVE PCC PAVEMENT	-190.35	100%	0.00	0%	100%
9	REMOVE PCC DRIVEWAY PAVEM	4.00	100%	0.00	0%	100%
10	REMOVE CONCRETE CURB & GUT	-196.00	100%	0.00	0%	100%
11	REMOVE CONCRETE FILLET & PA	-20.00	100%	0.00	0%	100%
12	REMOVE PCC SIDEWALK	-503.70	92%	-43.80	8%	100%
13	REMOVE TREE, 18"	0.00	100%	0.00	0%	100%
14	REMOVE & RESET SIGN	-170.00	100%	0.00	0%	100%
15	AASHTO T-180 SOIL TEST	155.00	100%	0.00	0%	100%
16	EXCAVATION, UNCLASSIFIED	0.00	0%	0.00	100%	100%
17	EXCAVATION, UNCLASSIFIED-DIG	0.00	0%	-750.00	100%	100%
18	SODDING	-693.00	100%	0.00	0%	100%
19	SEEDING, FERTILIZING, & MULCH	1,054.50	100%	0.00	0%	100%
20	WATER MAIN CONCRETE ENCASE	-988.00	100%	0.00	0%	100%
21	IMPORTED BACKFILL MATERIAL (-1,600.00	100%	0.00	0%	100%
22	TYPE I BEDDING MATERIAL	-950.00	100%	0.00	0%	100%
23	TYPE II BEDDING MATERIAL	-950.00	100%	0.00	0%	100%
24	TYPE III FOUNDATION MATERIAL	-1,050.00	100%	0.00	0%	100%
25	6" PVC WATER MAIN C-900, DR 18	-1,820.00	100%	0.00	0%	100%
26	8" PVC WATER MAIN C-900, DR 18	144.00	100%	0.00	0%	100%

27	6" 45 DEGREE BEND	232.00	100%	0.00	0%	100%
28	8" 90 DEGREE BEND	0.00	100%	0.00	0%	100%
29	8" HIGH DEFLECTION COUPLING	0.00	100%	0.00	0%	100%
30	4" MJ PLUG	0.00	100%	0.00	0%	100%
31	6" MJ PLUG	0.00	100%	0.00	0%	100%
32	8" MJ PLUG	0.00	100%	0.00	0%	100%
33	EXCAVATE AND PLUG 8" TEE	0.00	100%	0.00	0%	100%
34	8" X 6" REDUCER	0.00	100%	0.00	0%	100%
35	6" X 6" X 6" TEE	-720.00	100%	0.00	0%	100%
36	8" X 8" X 6" TEE	465.00	100%	0.00	0%	100%
37	8" X 8" X 8" TEE	0.00	100%	0.00	0%	100%
38	8" GATE VALVE W/ BOX	0.00	100%	0.00	0%	100%
39	FIRE HYDRANT W/AUX VALVE, & B	0.00	100%	0.00	0%	100%
40	1" COPPER SERVICE	384.00	100%	0.00	0%	100%
41	1.5" COPPER SERVICE	-880.00	100%	0.00	0%	100%
42	2" COPPER SERVICE	360.00	100%	0.00	0%	100%
43	1" TAPPING SADDLE	0.00	100%	0.00	0%	100%
44	1.5" TAPPING SADDLE & CORP ST	0.00	100%	0.00	0%	100%
45	2" TAPPING SADDLE & CORP STO	355.00	100%	0.00	0%	100%
46	1" CURB STOP & BOX	-275.00	100%	0.00	0%	100%
47	2" CURB STOP & BOX	0.00	100%	0.00	0%	100%
48	CONNECT TO EXISTING WATER M	2,350.00	100%	0.00	0%	100%
49	RECONNECT WATER SERVICE	150.00	100%	0.00	0%	100%
50	FLUSH-MOUNTED TRACER WIRE	0.00	100%	0.00	0%	100%
51	CATHODIC CONTROL TEST STATI	0.00	100%	0.00	0%	100%
52	EROSION AND WATER POLLUTIO	0.00	100%	0.00	0%	100%
53	GRAVEL FILLED FILTER BAG	-1,260.00	100%	0.00	0%	100%
54	REMOVE & RESET GRAVEL FILLE	-102.50	100%	0.00	0%	100%
55	REMOVE GRAVEL FILLED FILTER	-210.00	100%	0.00	0%	100%
56	VEHICLE TRACKING CONTROL	-5,000.00	100%	0.00	0%	100%
57	REMOVE VEHICLE TRACKING COI	-1,000.00	100%	0.00	0%	100%

58	9" WATTLES	-926.25	100%	0.00	0%	100%
59	REMOVE & RESET 9" WATTLES	130.00	100%	0.00	0%	100%
60	REMOVE 9" WATTLES	-1,146.25	100%	0.00	0%	100%
61	EROSION CONTROL, INLET PROT	-167.20	76%	-52.80	24%	100%
62	AGGREGATE BASE COURSE, 1"	-4,775.60	75%	-1,591.87	25%	100%
63	GRAVEL SURFACING, TEMPORAR	-704.52	76%	-222.48	24%	100%
64	AC, CLASS G, TYPE 1 PG64-28	-1,137.68	75%	-379.22	25%	100%
65	PCC PAVEMENT, 7.5"	304.00	100%	0.00	0%	100%
66	PCC DRIVEWAY PAVEMENT 6", NO	89.70	65%	48.30	35%	100%
67	CONCRETE CURB & GUTTER, TYF	-8,055.00	100%	0.00	0%	100%
68	CONCRETE FILLET & PAN, 6" REIN	-345.32	89%	-42.68	11%	100%
69	CONCRETE SIDEWALK, 4" NONRE	-7,219.70	92%	-627.80	8%	100%
70	DETECTABLE WARNING PANEL	0.00	0%	0.00	100%	100%
71	TRAFFIC CONTROL	0.00	92%	0.00	8%	100%
72	FIRE HYDRANT EXTENSION	804.32	100%	0.00	0%	100%
		(\$36,105.00)		(\$3,672.50)		(\$39,777.50)