

Basic Volume Report: RED DALE DR

Station ID : RED DALE DR

Info Line 1 : SB
Info Line 2 : 1900 BLK

GPS Lat/Lon :
DB File : RED DALE DR.DB

Last Connected Device Type : Unic-L
Version Number : 1.51
Serial Number : 10846

Number of Lanes : 2
Posted Speed Limit :

Lane #1 Configuration

#	Dir. Information	Volume Mode	Volume Sensors	Divide By 2	Comment
1.					

Lane #1 Basic Volume Data From: 14:00 - 10/03/2012 To: 09:59 - 10/05/2012

Date	DW	0000	0100	0200	0300	0400	0500	0600	0700	0800	0900	1000	1100	1200	1300	1400	1500	1600	1700	1800	1900	2000	2100	2200	2300	Total
100312	W														67	114	119	168	119	74	53	22	18	5	759	
100412	T	3	5	2	1	3	7	24	126	144	48	61	113	111	67	157	313	97	146	92	101	54	20	12	9	1716
100512	F	1	4	2	1	1	11	23	118	125	55															341
Month Total :		4	9	4	2	4	18	47	244	269	103	61	113	111	67	224	427	216	314	211	175	107	42	30	14	2816
Percent :		0%	0%	0%	0%	0%	1%	2%	9%	10%	4%	2%	4%	4%	2%	8%	15%	8%	11%	7%	6%	4%	1%	1%	0%	
ADT :		2	5	2	1	2	9	24	122	135	52	61	113	111	67	112	214	108	157	106	88	54	21	15	7	1588

	Sun	Mon	Tue	Wed	Thu	Fri	Sat		Total	Percent
DW Totals :	0	0	0	759	1716	341	0	Weekday (Mon-Fri) :	2816	100%
# Days :	0.0	0.0	0.0	0.4	1.0	0.4	0.0	ADT :	1536	
ADT :	0	0	0	1822	1716	818	0	Weekend (Sat-Sun)	0	0%
Percent :	0%	0%	0%	27%	61%	12%	0%	ADT :	0	

Lane #3 Configuration

#	Dir. Information	Volume Mode	Volume Sensors	Divide By 2	Comment
3.	NONE				

Lane #3 Basic Volume Data From: 14:00 - 10/03/2012 To: 09:59 - 10/05/2012

Date	DW	0000	0100	0200	0300	0400	0500	0600	0700	0800	0900	1000	1100	1200	1300	1400	1500	1600	1700	1800	1900	2000	2100	2200	2300	Total	
100312	W																0	0	0	0	0	0	0	0	0	0	0
100412	T	0	0	0	0	0	0	0	0	0	0	1	0	0	0	0	0	1	0	0	0	0	0	0	0	1	3
100512	F	0	0	0	0	0	0	0	0	0	2																2
Month Total :		0	0	0	0	0	0	0	0	0	2	1	0	0	0	0	0	1	0	0	0	0	0	0	0	1	5
Percent :		0%	0%	0%	0%	0%	0%	0%	0%	0%	40%	20%	0%	0%	0%	0%	0%	20%	0%	0%	0%	0%	0%	0%	0%	20%	
ADT :		0	0	0	0	0	0	0	0	0	1	1	0	0	0	0	0	1	0	0	0	0	0	0	0	1	4

	Sun	Mon	Tue	Wed	Thu	Fri	Sat		Total	Percent
DW Totals :	0	0	0	0	3	2	0	Weekday (Mon-Fri) :	5	100%
# Days :	0.0	0.0	0.0	0.4	1.0	0.4	0.0	ADT :	3	
ADT :	0	0	0	0	3	5	0	Weekend (Sat-Sun)	0	0%
Percent :	0%	0%	0%	0%	60%	40%	0%	ADT :	0	

Basic Volume Summary: RED DALE DR

Grand Total For Data From: 14:00 - 10/03/2012 To: 09:59 - 10/05/2012

Total Count	0000	0100	0200	0300	0400	0500	0600	0700	0800	0900	1000	1100	1200	1300	1400	1500	1600	1700	1800	1900	2000	2100	2200	2300	Total
Lane #1	4	9	4	2	4	18	47	244	269	103	61	113	111	67	224	427	216	314	211	175	107	42	30	14	2816
Lane #3	0	0	0	0	0	0	0	0	0	2	1	0	0	0	0	0	1	0	0	0	0	0	0	1	5
TOTAL	4	9	4	2	4	18	47	244	269	105	62	113	111	67	224	427	217	314	211	175	107	42	30	15	2821

Percents:	0000	0100	0200	0300	0400	0500	0600	0700	0800	0900	1000	1100	1200	1300	1400	1500	1600	1700	1800	1900	2000	2100	2200	2300	
Lane #1	0%	0%	0%	0%	0%	1%	2%	9%	10%	4%	2%	4%	4%	2%	8%	15%	8%	11%	7%	6%	4%	1%	1%	0%	
Lane #3	0%	0%	0%	0%	0%	0%	0%	0%	0%	40%	20%	0%	0%	0%	0%	0%	20%	0%	0%	0%	0%	0%	0%	20%	
TOTAL	0%	0%	0%	0%	0%	1%	2%	9%	10%	4%	2%	4%	4%	2%	8%	15%	8%	11%	7%	6%	4%	1%	1%	1%	

ADT:	0000	0100	0200	0300	0400	0500	0600	0700	0800	0900	1000	1100	1200	1300	1400	1500	1600	1700	1800	1900	2000	2100	2200	2300	Total
Lane #1	2	5	2	1	2	9	24	122	135	52	61	113	111	67	112	214	108	157	106	88	54	21	15	7	1588
Lane #3	0	0	0	0	0	0	0	0	0	1	1	0	0	0	0	0	1	0	0	0	0	0	0	1	4
TOTAL	2	5	2	1	2	9	24	122	135	53	62	113	111	67	112	214	109	157	106	88	54	21	15	8	1592

LANE #1

	Sun	Mon	Tue	Wed	Thu	Fri	Sat	Total	Percent	
DW Totals :	0	0	0	759	1716	341	0	Weekday (Mon-Fri) :	2816	100%
# Days :	0.0	0.0	0.0	0.4	1.0	0.4	0.0	ADT :	1536	
ADT :	0	0	0	1822	1716	818	0	Weekend (Sat-Sun) :	0	0%
Percent :	0%	0%	0%	27%	61%	12%	0%	ADT :	0	

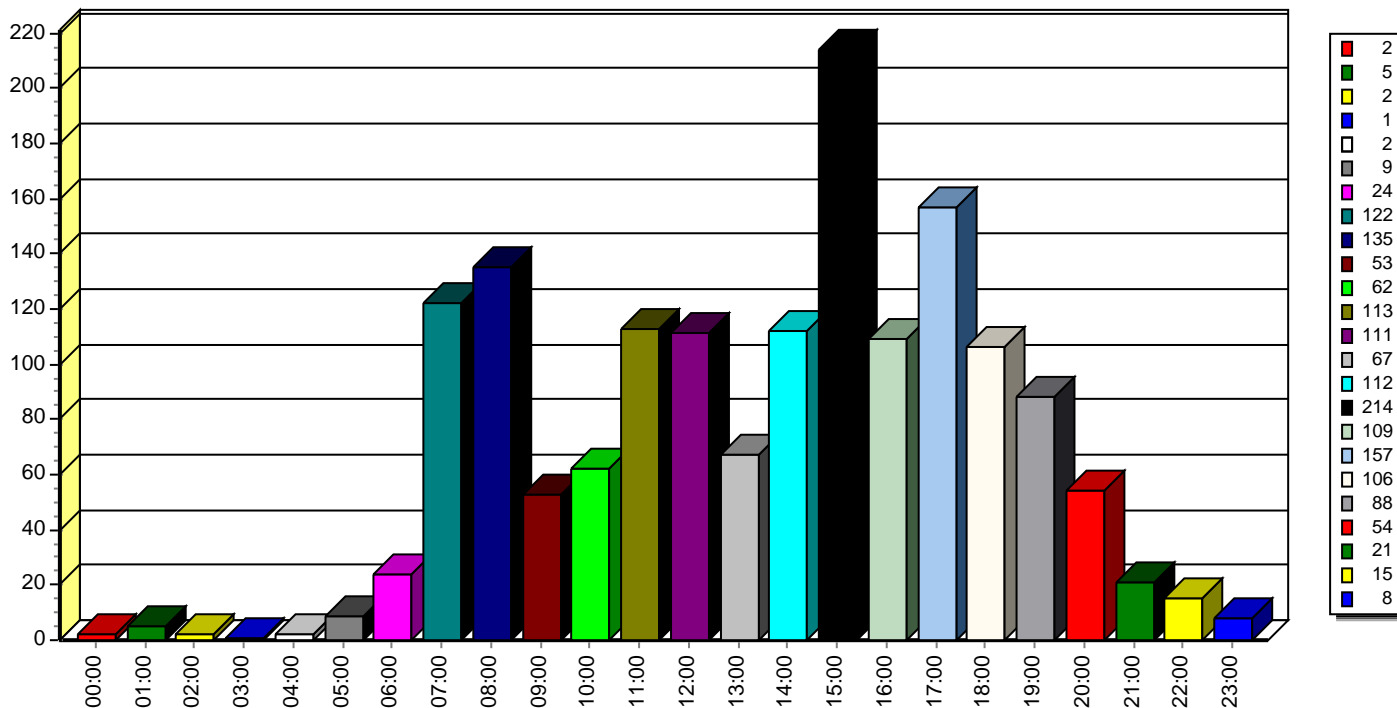
LANE #3

	Sun	Mon	Tue	Wed	Thu	Fri	Sat	Total	Percent	
DW Totals :	0	0	0	0	3	2	0	Weekday (Mon-Fri) :	5	100%
# Days :	0.0	0.0	0.0	0.4	1.0	0.4	0.0	ADT :	3	
ADT :	0	0	0	0	3	5	0	Weekend (Sat-Sun) :	0	0%
Percent :	0%	0%	0%	0%	60%	40%	0%	ADT :	0	

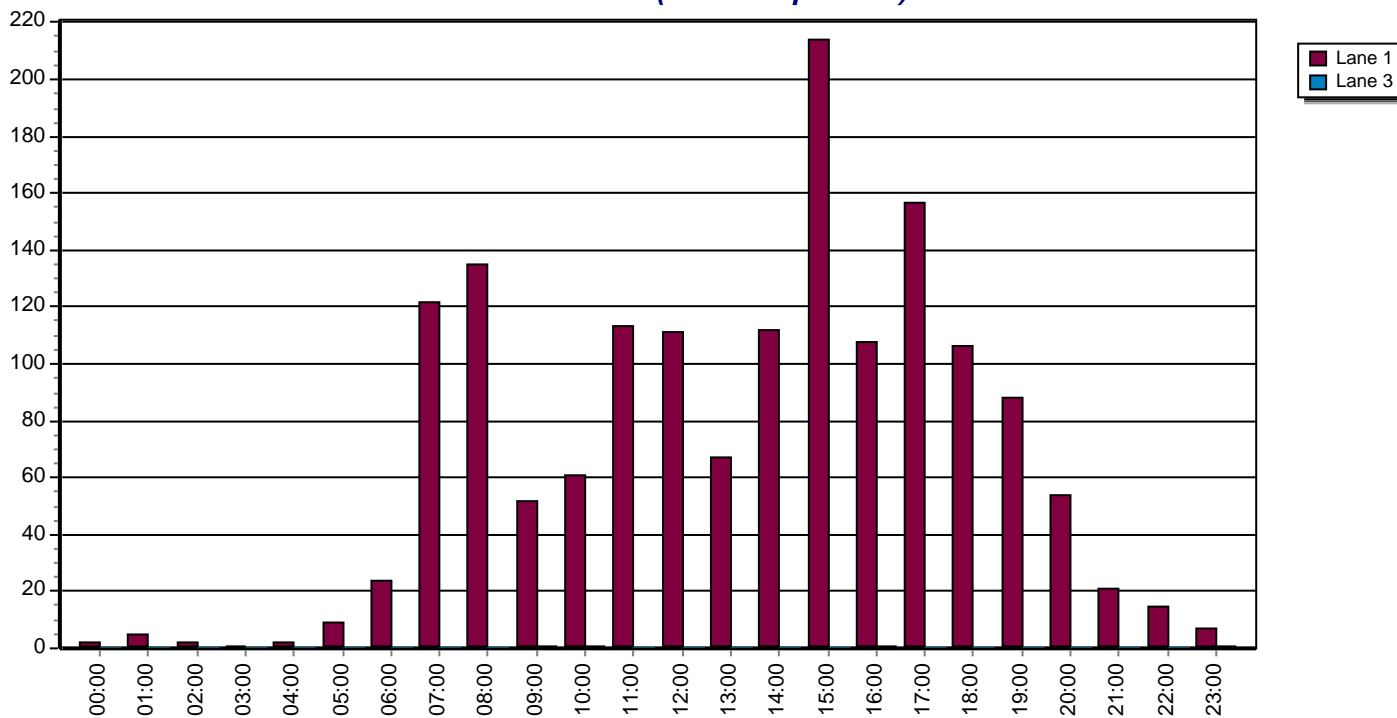
ALL LANES

	Sun	Mon	Tue	Wed	Thu	Fri	Sat	Total	Percent	
DW Totals :	0	0	0	759	1719	343	0	Weekday (Mon-Fri) :	2821	100%
# Days :	0.0	0.0	0.0	0.4	1.0	0.4	0.0	ADT :	1539	
ADT :	0	0	0	1822	1719	823	0	Weekend (Sat-Sun) :	0	0%
Percent :	0%	0%	0%	27%	61%	12%	0%	ADT :	0	

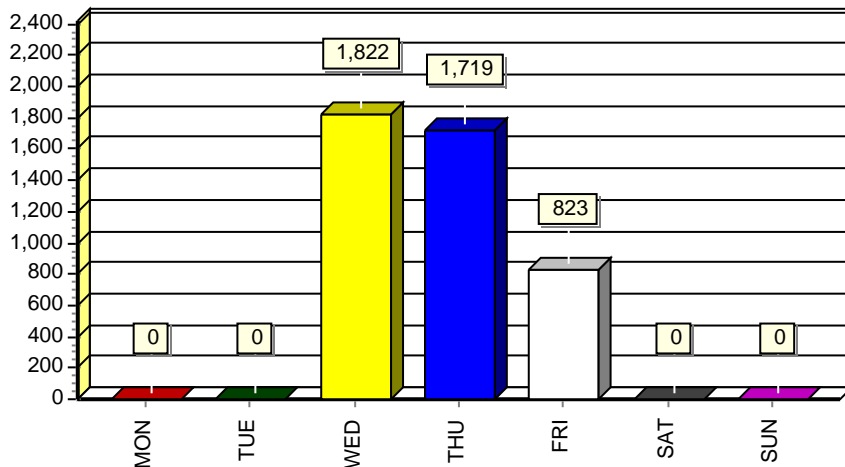
ADT Volume vs. Time (all lanes combined)



ADT Volume vs. Time (lane comparison)



ADT By Day of Week (all lanes)



DAY	ADT	TOTAL	# DAYS
Mon	-	-	-
Tue	-	-	-
Wed	1822	759	0.4
Thu	1719	1719	1.0
Fri	823	343	0.4
Sat	-	-	-
Sun	-	-	-

Percent of Totals by Day of Week

