

**CITY OF RAPID CITY CONSTRUCTION CHANGE ORDER #1**  
**ELM AVENUE RECONSTRUCTION - E. OAKLAND STREET TO UTAH STREET**  
**PROJECT NO. ST10-1777 / CIP NO. 50643**  
**SEPTEMBER 18, 2012**  
**ORIGINAL CONTRACT AMOUNT: \$1,934,874.71**  
**CONTRACTOR: MAINLINE CONTRACTING INC**

LINE ITEM	DESCRIPTION	UNIT	CURRENT CONTRACT QUANTITY	UNIT PRICE	EXTENDED PRICE	ADJUSTED QUANTITY	ADJUSTED PRICE	NET CHANGE
1	MOBILIZATION	LS	1.00	\$120,000.00	\$120,000.00	1.00	\$120,000.00	\$0.00
2	INCIDENTAL WORK	LS	1.00	\$166,000.00	\$166,000.00	1.00	\$166,000.00	\$0.00
3	INCIDENTAL WORK (ELECTRICAL)	LS	1.00	\$2,700.00	\$2,700.00	1.00	\$2,700.00	\$0.00
4	CONSTRUCTION STAKING	LS	1.00	\$20,900.00	\$20,900.00	1.00	\$20,900.00	\$0.00
5	REESTABLISH PROPERTY CORNERS	EA	10.00	\$106.00	\$1,060.00	10.00	\$1,060.00	\$0.00
6	PERMANENT BENCHMARK	EA	1.00	\$1,150.00	\$1,150.00	1.00	\$1,150.00	\$0.00
7	CLEARING & GRUBBING, TREES	EA	25.00	\$175.00	\$4,375.00	25.00	\$4,375.00	\$0.00
8	CLEARING & GRUBBING	LS	1.00	\$1,475.00	\$1,475.00	1.00	\$1,475.00	\$0.00
9	REMOVE SANITARY SEWER MAIN	LF	1,701.00	\$0.40	\$680.40	1,701.00	\$680.40	\$0.00
10	REMOVE MANHOLE	EA	5.00	\$415.00	\$2,075.00	5.00	\$2,075.00	\$0.00
11	REMOVE FIRE HYDRANT & AUX VALVE	EA	1.00	\$320.00	\$320.00	1.00	\$320.00	\$0.00
12	REMOVE CURB STOP AND BOX	EA	28.00	\$45.00	\$1,260.00	28.00	\$1,260.00	\$0.00
13	REMOVE WATER VALVE & BOX	EA	12.00	\$205.00	\$2,460.00	12.00	\$2,460.00	\$0.00
14	REMOVE AC PAVEMENT	SY	751.70	\$5.00	\$3,758.50	751.70	\$3,758.50	\$0.00
15	REMOVE PCC PAVEMENT WITH AC OVERLAY	SY	6,730.40	\$2.60	\$17,499.04	6,730.40	\$17,499.04	\$0.00
16	REMOVE PCC PAVEMENT	SY	375.10	\$2.60	\$975.26	375.10	\$975.26	\$0.00
17	REMOVE PCC APPROACH PAVEMENT	SY	15.40	\$3.50	\$53.90	15.40	\$53.90	\$0.00
18	REMOVE PCC DRIVEWAY PAVEMENT	SY	998.20	\$5.50	\$5,490.10	998.20	\$5,490.10	\$0.00
19	REMOVE CONCRETE CURB & GUTTER	LF	335.00	\$1.70	\$569.50	335.00	\$569.50	\$0.00
20	REMOVE PCC SIDEWALK	SY	1,871.60	\$1.60	\$2,994.56	1,871.60	\$2,994.56	\$0.00
21	REMOVE RETAINING WALL	1.00	103.00	\$2.60	\$267.80	103.00	\$267.80	\$0.00
22	REMOVE & SALVAGE FENCE	LF	185.00	\$14.00	\$2,590.00	185.00	\$2,590.00	\$0.00
23	REMOVE & SALVAGE SIGN	EA	7.00	\$95.00	\$665.00	7.00	\$665.00	\$0.00
24	AASHTO T-180 SOIL TEST	EA	5.00	\$132.00	\$660.00	5.00	\$660.00	\$0.00
25	EXCAVATION, UNCLASSIFIED	CY	5,011.00	\$9.50	\$47,604.50	5,011.00	\$47,604.50	\$0.00
26	EXCAVATION, UNCLASSIFIED-DIGOUTS W/TYPE 4 ROCK	T	200.00	\$20.00	\$4,000.00	200.00	\$4,000.00	\$0.00
27	EXCAVATION, UNDERCUT	CY	3,007.00	\$5.50	\$16,538.50	3,007.00	\$16,538.50	\$0.00
28	CO-COMPOST	T	80.00	\$22.00	\$1,760.00	80.00	\$1,760.00	\$0.00


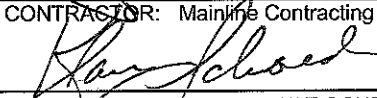

LINE ITEM	DESCRIPTION	UNIT	CURRENT CONTRACT QUANTITY	UNIT PRICE	EXTENDED PRICE	ADJUSTED QUANTITY	ADJUSTED PRICE	NET CHANGE
29	TOPSOIL, FURNISH & PLACE	CY	701.00	\$30.00	\$21,030.00	701.00	\$21,030.00	\$0.00
30	4" UNDERDRAIN LINE	LF	3,828.00	\$7.75	\$29,667.00	3,828.00	\$29,667.00	\$0.00
31	WATER MAIN CONCRETE ENCASEMENT	LF	206.00	\$40.00	\$8,240.00	206.00	\$8,240.00	\$0.00
32	SEWER AND WATER MAIN INSULATION	SF	300.00	\$5.00	\$1,500.00	300.00	\$1,500.00	\$0.00
33	CONTROLLED LOW STRENGTH BACKFILL MATERIAL (TRENCH)	CY	100.00	\$100.00	\$10,000.00	100.00	\$10,000.00	\$0.00
34	IMPORTED BACKFILL MATERIAL (TRENCH)	CY	100.00	\$13.00	\$1,300.00	100.00	\$1,300.00	\$0.00
35	TYPE I BEDDING MATERIAL	T	100.00	\$13.00	\$1,300.00	100.00	\$1,300.00	\$0.00
36	TYPE II FOUNDATION MATERIAL	T	100.00	\$13.00	\$1,300.00	100.00	\$1,300.00	\$0.00
37	TYPE IV FOUNDATION MATERIAL	T	100.00	\$13.00	\$1,300.00	100.00	\$1,300.00	\$0.00
38	6" PVC SLOTTED DRAIN W/SOCK	LF	942.00	\$9.20	\$8,666.40	942.00	\$8,666.40	\$0.00
39	8" PVC SEWER MAIN (6'-8')	LF	405.00	\$30.00	\$12,150.00	405.00	\$12,150.00	\$0.00
40	8" PVC SEWER MAIN ( 8'-10')	LF	1,267.00	\$30.00	\$38,010.00	1,267.00	\$38,010.00	\$0.00
41	4" PVC SEWER SERVICE LINE	LF	1,308.00	\$23.00	\$30,084.00	1,308.00	\$30,084.00	\$0.00
42	STANDARD MANHOLE, 48"	EA	10.00	\$2,500.00	\$25,000.00	10.00	\$25,000.00	\$0.00
43	EXTRA MANHOLE DEPTH, 48"	VF	24.40	\$245.00	\$5,978.00	24.40	\$5,978.00	\$0.00
44	4" PVC SEWER CLEANOUT	EA	35.00	\$110.00	\$3,850.00	35.00	\$3,850.00	\$0.00
45	CONNECT TO EXISTING SEWER MAIN	EA	5.00	\$700.00	\$3,500.00	5.00	\$3,500.00	\$0.00
46	RECONNECT SEWER SERVICE	EA	35.00	\$490.00	\$17,150.00	35.00	\$17,150.00	\$0.00
47	ADJUST MANHOLE RING & COVER	EA	1.00	\$220.00	\$220.00	1.00	\$220.00	\$0.00
48	6" PVC WATER MAIN C-900, CLASS 150	LF	69.00	\$24.00	\$1,656.00	69.00	\$1,656.00	\$0.00
49	8" PVC WATER MAIN C-900, CLASS 150	LF	2,130.00	\$25.00	\$53,250.00	2,130.00	\$53,250.00	\$0.00
50	8" PVC WATER MAIN C-900, CLASS 150, CERTA LOK	LF	529.00	\$29.00	\$15,341.00	529.00	\$15,341.00	\$0.00
51	6" 45 DEGREE BEND	EA	2.00	\$390.00	\$780.00	2.00	\$780.00	\$0.00
52	8" 11.25 DEGREE BEND	EA	3.00	\$440.00	\$1,320.00	3.00	\$1,320.00	\$0.00
53	8" 45 DEGREE BEND	EA	18.00	\$460.00	\$8,280.00	18.00	\$8,280.00	\$0.00
54	8" 90 DEGREE BEND	EA	1.00	\$490.00	\$490.00	1.00	\$490.00	\$0.00
55	8" X 8" CROSS	EA	1.00	\$950.00	\$950.00	1.00	\$950.00	\$0.00
56	8" STANDARD COUPLING	EA	1.00	\$465.00	\$465.00	1.00	\$465.00	\$0.00
57	8" X 6" REDUCER	EA	4.00	\$405.00	\$1,620.00	4.00	\$1,620.00	\$0.00
58	8" X 8" X 6" TEE	EA	6.00	\$825.00	\$4,950.00	6.00	\$4,950.00	\$0.00
59	8" X 8" X 8" TEE	EA	2.00	\$875.00	\$1,750.00	2.00	\$1,750.00	\$0.00
60	20" X 20" X 8" TAPPING TEE	EA	2.00	\$3,900.00	\$7,800.00	2.00	\$7,800.00	\$0.00
61	8" GATE VALVE W/ BOX	EA	16.00	\$1,550.00	\$24,800.00	16.00	\$24,800.00	\$0.00
62	FIRE HYDRANT W/AUX VALVE, BOX & LEAD	EA	6.00	\$4,100.00	\$24,600.00	6.00	\$24,600.00	\$0.00

LINE ITEM	DESCRIPTION	UNIT	CURRENT CONTRACT QUANTITY	UNIT PRICE	EXTENDED PRICE	ADJUSTED QUANTITY	ADJUSTED PRICE	NET CHANGE
63	1" COPPER SERVICE	LF	895.00	\$22.00	\$19,690.00	895.00	\$19,690.00	\$0.00
64	1" TAPPING SADDLE	EA	34.00	\$305.00	\$10,370.00	34.00	\$10,370.00	\$0.00
65	1" CURB STOP & BOX	EA	34.00	\$262.00	\$8,908.00	34.00	\$8,908.00	\$0.00
66	CONNECT TO EXISTING WATER MAIN	EA	8.00	\$1,600.00	\$12,800.00	8.00	\$12,800.00	\$0.00
67	RECONNECT WATER SERVICE	EA	34.00	\$430.00	\$14,620.00	34.00	\$14,620.00	\$0.00
68	ADJUST VALVE BOX	EA	1.00	\$150.00	\$150.00	1.00	\$150.00	\$0.00
69	ADJUST CURB STOP	EA	2.00	\$160.00	\$320.00	2.00	\$320.00	\$0.00
70	CATHODIC CONTROL TEST STATION	EA	2.00	\$525.00	\$1,050.00	2.00	\$1,050.00	\$0.00
71	18" RCP, CLASS III	LF	230.00	\$46.00	\$10,580.00	230.00	\$10,580.00	\$0.00
72	24" RCP, CLASS III	LF	60.00	\$54.00	\$3,240.00	60.00	\$3,240.00	\$0.00
73	30" RCP, CLASS II	LF	88.00	\$63.00	\$5,544.00	88.00	\$5,544.00	\$0.00
74	18" RCP, CLASS III, O-RING GASKETED	LF	268.00	\$49.00	\$13,132.00	268.00	\$13,132.00	\$0.00
75	24" RCP, CLASS III, O-RING GASKETED	LF	471.00	\$57.00	\$26,847.00	471.00	\$26,847.00	\$0.00
76	30" RCP, CLASS II, O-RING GASKETED	LF	308.00	\$70.00	\$21,560.00	308.00	\$21,560.00	\$0.00
77	24" RCP 7.5 DEGREE BEND	LF	1.00	\$1,100.00	\$1,100.00	1.00	\$1,100.00	\$0.00
78	24" RCP 45 DEGREE BEND	EA	2.00	\$1,100.00	\$2,200.00	2.00	\$2,200.00	\$0.00
79	24" X 24" X 18" RCP TEE	EA	1.00	\$1,325.00	\$1,325.00	1.00	\$1,325.00	\$0.00
80	4' X 4' RCP JUNCTION BOX	EA	2.00	\$6,500.00	\$13,000.00	2.00	\$13,000.00	\$0.00
81	TYPE "B" INLET	EA	16.00	\$1,450.00	\$23,200.00	16.00	\$23,200.00	\$0.00
82	3'X4' TYPE B INLET	EA	3.00	\$2,000.00	\$6,000.00	3.00	\$6,000.00	\$0.00
83	4'X4' TYPE B INLET	EA	5.00	\$2,100.00	\$10,500.00	5.00	\$10,500.00	\$0.00
84	TYPE C INLET	EA	1.00	\$2,000.00	\$2,000.00	1.00	\$2,000.00	\$0.00
85	WATER POLLUTION CONTROL	LS	1.00	\$3,000.00	\$3,000.00	1.00	\$3,000.00	\$0.00
86	WATER FOR DUST CONTROL	MGAL	200.00	\$5.00	\$1,000.00	200.00	\$1,000.00	\$0.00
87	FILTER FABRIC, NONWOVEN	SY	300.00	\$1.00	\$300.00	300.00	\$300.00	\$0.00
88	SILT FENCE	LF	300.00	\$3.50	\$1,050.00	300.00	\$1,050.00	\$0.00
89	SILT FENCE, REPAIR	LF	150.00	\$2.00	\$300.00	150.00	\$300.00	\$0.00
90	ROCK CONSTRUCTION ENTRANCE	EA	6.00	\$220.00	\$1,320.00	6.00	\$1,320.00	\$0.00
91	EROSION CONTROL, INLET PROTECTION	EA	25.00	\$280.00	\$7,000.00	25.00	\$7,000.00	\$0.00
92	SEDIMENT CONTROL FOR INLETS WITH FRAMES AND GRATES	EA	37.00	\$95.00	\$3,515.00	37.00	\$3,515.00	\$0.00
93	AGGREGATE BASE COURSE, 1"	T	1,933.00	\$18.00	\$34,794.00	1,933.00	\$34,794.00	\$0.00
94	GRAVEL CUSHION	T	1,998.00	\$18.00	\$35,964.00	1,998.00	\$35,964.00	\$0.00
95	TEMPORARY	T	400.00	\$18.00	\$7,200.00	400.00	\$7,200.00	\$0.00
96	GEOGRID REINFORCEMENT	SY	1,000.00	\$3.20	\$3,200.00	1,000.00	\$3,200.00	\$0.00
97	AC, CLASS G, TYPE 1 PG64-28	T	393.00	\$92.00	\$36,156.00	393.00	\$36,156.00	\$0.00
98	BITUMINOUS TACK COAT	GAL	120.00	\$5.30	\$636.00	120.00	\$636.00	\$0.00

LINE ITEM	DESCRIPTION	UNIT	CURRENT CONTRACT QUANTITY	UNIT PRICE	EXTENDED PRICE	ADJUSTED QUANTITY	ADJUSTED PRICE	NET CHANGE
99	PCC PAVEMENT, 8" NONREINFORCED	SY	6,340.00	\$46.00	\$291,640.00	6,340.00	\$291,640.00	\$0.00
100	PCC APPROACH PAVEMENT, 6" NONREINFORCED	SY	572.30	\$74.00	\$42,350.20	572.30	\$42,350.20	\$0.00
101	PCC DRIVEWAY PAVEMENT 6", NONREINFORCED	SY	332.60	\$68.00	\$22,616.80	332.60	\$22,616.80	\$0.00
102	CONCRETE CURB & GUTTER, TYPE B6-6	LF	591.00	\$18.50	\$10,933.50	591.00	\$10,933.50	\$0.00
103	CONCRETE CURB & GUTTER, TYPE B6-8	LF	1,946.00	\$18.50	\$36,001.00	1,946.00	\$36,001.00	\$0.00
104	CONCRETE "P6" GUTTER	LF	52.00	\$16.50	\$858.00	52.00	\$858.00	\$0.00
105	CONCRETE "P8" GUTTER	LF	600.00	\$16.50	\$9,900.00	600.00	\$9,900.00	\$0.00
106	CONCRETE FILLET & PAN, 8" REINFORCED	SY	306.90	\$81.00	\$24,858.90	306.90	\$24,858.90	\$0.00
107	DOWEL BAR	EA	4,048.00	\$11.25	\$45,540.00	4,048.00	\$45,540.00	\$0.00
108	CONCRETE SIDEWALK, 4" NONREINFORCED	SF	9,667.00	\$5.25	\$50,751.75	9,667.00	\$50,751.75	\$0.00
109	CONCRETE SIDEWALK, 5" NONREINFORCED	SF	17,811.00	\$5.50	\$97,960.50	17,811.00	\$97,960.50	\$0.00
110	DETECTABLE WARNING PANEL	SF	180.00	\$26.00	\$4,680.00	180.00	\$4,680.00	\$0.00
111	CONCRETE TYPE C RETAINING WALL (0-2')	LF	516.00	\$41.00	\$21,156.00	516.00	\$21,156.00	\$0.00
112	CONCRETE TYPE C RETAINING WALL (2-4')	LF	149.00	\$44.00	\$6,556.00	149.00	\$6,556.00	\$0.00
113	MODULAR BLOCK RETAINING WALL	SF	44.00	\$27.00	\$1,188.00	44.00	\$1,188.00	\$0.00
114	SOD	SY	4,380.00	\$4.50	\$19,710.00	4,380.00	\$19,710.00	\$0.00
115	4' CHAIN LINK FENCE	LF	91.00	\$13.00	\$1,183.00	91.00	\$1,183.00	\$0.00
116	DECIDUOUS TREE (2-3" CAL)	EA	52.00	\$355.00	\$18,460.00	52.00	\$18,460.00	\$0.00
117	2" RIGID CONDUIT, SCHEDULE 40	LF	1,240.00	\$3.70	\$4,588.00	1,240.00	\$4,588.00	\$0.00
118	2" RIGID CONDUIT, SCHEDULE 80	LF	200.00	\$5.65	\$1,130.00	200.00	\$1,130.00	\$0.00
119	1/C #6 AWG COPPER WIRE	LF	17,340.00	\$0.85	\$14,739.00	17,340.00	\$14,739.00	\$0.00
120	1/C #10 AWG COPPER WIRE (PULL WIRE)	LF	2,650.00	\$0.45	\$1,192.50	2,650.00	\$1,192.50	\$0.00
121	2/C #10 COPPER POLE AND BRACKET CABLE	LF	600.00	\$1.15	\$690.00	600.00	\$690.00	\$0.00
122	12" X 18" JUNCTION BOX	EA	10.00	\$475.00	\$4,750.00	10.00	\$4,750.00	\$0.00
123	40' POLE W/ BREAK AWAY BASE, 6' ARM	EA	5.00	\$2,650.00	\$13,250.00	5.00	\$13,250.00	\$0.00
124	SQUARE STEEL POLE, 12' MNTNG HT	EA	5.00	\$575.00	\$2,875.00	5.00	\$2,875.00	\$0.00
125	ROADWAY LUMINAIRE, 250W HPS W/ PHOTOELECTRIC CELL	EA	5.00	\$375.00	\$1,875.00	5.00	\$1,875.00	\$0.00

LINE ITEM	DESCRIPTION	UNIT	CURRENT CONTRACT QUANTITY	UNIT PRICE	EXTENDED PRICE	ADJUSTED QUANTITY	ADJUSTED PRICE	NET CHANGE
126	BIKE PATH LUMINAIRE, 50 WATT WITH PHOTOELECTRIC CELL	EA	5.00	\$725.00	\$3,625.00	5.00	\$3,625.00	\$0.00
127	2' DIAMETER FOOTING	LF	65.00	\$87.00	\$5,655.00	65.00	\$5,655.00	\$0.00
128	COLD APPLIED PLASTIC PAVEMENT MARKING, 4"	LF	4,200.00	\$2.80	\$11,760.00	4,200.00	\$11,760.00	\$0.00
129	COLD APPLIED PLASTIC PAVEMENT MARKING, 12"	LF	392.00	\$6.80	\$2,665.60	392.00	\$2,665.60	\$0.00
130	COLD APPLIED PLASTIC PAVEMENT MARKING, 24"	LF	73.00	\$13.60	\$992.80	73.00	\$992.80	\$0.00
131	COLD APPLIED PLASTIC PAVEMENT MARKING, ARROW	EA	1.00	\$155.00	\$155.00	1.00	\$155.00	\$0.00
132	GROOVE FOR COLD APPLIED PLASTIC MARKING, 4"	LF	4,200.00	\$0.55	\$2,310.00	4,200.00	\$2,310.00	\$0.00
133	GROOVE FOR COLD APPLIED PLASTIC MARKING, 12"	LF	392.00	\$1.55	\$607.60	392.00	\$607.60	\$0.00
134	GROOVE FOR COLD APPLIED PLASTIC MARKING, 24"	LF	73.00	\$3.10	\$226.30	73.00	\$226.30	\$0.00
135	GROOVE FOR COLD APPLIED PLASTIC MARKING, ARROW	EA	1.00	\$80.00	\$80.00	1.00	\$80.00	\$0.00
136	ROAD SIGN	SF	38.00	\$5.10	\$193.80	38.00	\$193.80	\$0.00
137	SIGN POST	LF	90.00	\$20.00	\$1,800.00	90.00	\$1,800.00	\$0.00
138	STREET NAME ASSEMBLY	EA	4.00	\$105.00	\$420.00	4.00	\$420.00	\$0.00
139	TRAFFIC CONTROL	LS	1.00	\$6,100.00	\$6,100.00	1.00	\$6,100.00	\$0.00
140	TRAFFIC CONTROL PLAN	LS	1.00	\$1,000.00	\$1,000.00	1.00	\$1,000.00	\$0.00
141	FLAGGING	HR	200.00	\$20.50	\$4,100.00	200.00	\$4,100.00	\$0.00
142	ABANDON WATER MAINS OFF 20"	LS	0.00	\$9,813.78	\$0.00	1.00	\$9,813.78	\$9,813.78
143	FIRE HYDRANT EXTENSION	EA	0.00	\$663.14	\$0.00	2.00	\$1,326.28	\$1,326.28
<b>TOTAL</b>					<b>\$1,934,874.71</b>		<b>\$1,946,014.77</b>	<b>\$11,140.06</b>

C.C.O. HISTORY INCREASE/(DECREASE)		PRIOR ADJUSTED CONTRACT PRICE :	\$1,934,874.71
CCO #1	\$11,140.06	NET INCREASE/(DECREASE):	\$11,140.06
	\$0.00	ADJUSTED CONTRACT PRICE:	\$1,946,014.77
	\$0.00	CHANGE TO DATE:	\$11,140.06

 CONTRACTOR: Mainline Contracting	9/19/12 DATE
 PROJECT MANAGER: KLARE SCHROEDER, P.E.	9/18/12 DATE
 CITY ENGINEER: DALE TECH, P.E. / L.S.	9-19-12 DATE
MAYOR: SAM KOOIKER	DATE
FINANCE: PAULINE SUMPTION	DATE
CONTRACT TIME CHANGE +/-: 0	NEW CONTRACT TIME: Days

City Staff recommends approval of this Change Order #1 to MAINLINE CONTRACTING for an increase of \$11,140.06 based on unit pricing with the following appropriation:

Initial Funding	\$214,165.05	\$295,041.25	\$1,212,155.66	\$213,512.75		\$1,934,874.71
Fund Type	Sanitary Sewer	Water	Streets	Drainage		
Department	833 / 834	933 / 934	8910	8911		
Line Item	4380	4381	4370	4371		
Fund	0604	0602	0505	0505		
CCO #1	\$0.00	\$11,140.06	\$0.00	\$0.00		\$11,140.06
						\$0.00
						\$0.00
Adjusted Funding	\$214,165.05	\$306,181.31	\$1,212,155.66	\$213,512.75	\$1,946,014.77	\$1,946,014.77

**CITY OF RAPID CITY CONSTRUCTION CHANGE ORDER #1**  
**ELM AVENUE RECONSTRUCTION - E. OAKLAND STREET TO UTAH STREET**  
**PROJECT NO. ST10-1777 / CIP NO. 50643**  
**SEPTEMBER 18, 2012**  
**ORIGINAL CONTRACT AMOUNT: \$1,934,874.71**  
**CONTRACTOR: MAINLINE CONTRACTING INC**

LINE ITEM	DESCRIPTION	REASON FOR CHANGE
142	ABANDON WATER MAINS OFF 20"	Utility Maintenance requested that we abandon existing mains different than plans called for. There was a potential for failure if abandoned by plans.
143	FIRE HYDRANT EXTENSION	Existing fire hydrant did not match grades on plans. New hydrant couldn't be adjusted because of existing utilities.

PREPARED BY: KLARE SCHROEDER, P.E.

DATE: SEPTEMBER 18, 2012

FUNDING TYPE		Sanitary Sewer		Water		Streets		Drainage		
COST CENTER		833 / 834		933 / 934		8910		8911		
LINE ITEM		4380		4381		4370		4371		
FUND		0604		0602		0505		0505		
ITEM NO.	DESCRIPTION OF ITEM	AMOUNT	PERCENT	AMOUNT	PERCENT	AMOUNT	PERCENT	AMOUNT	PERCENT	
1	MOBILIZATION	0.00	15%	0.00	15%	0.00	55%	0.00	15%	100%
2	INCIDENTAL WORK	0.00	15%	0.00	15%	0.00	55%	0.00	15%	100%
3	INCIDENTAL WORK (ELECTRICAL	0.00	0%	0.00	0%	0.00	100%	0.00	0%	100%
4	CONSTRUCTION STAKING	0.00	15%	0.00	15%	0.00	55%	0.00	15%	100%
5	REESTABLISH PROPERTY CORNE	0.00	15%	0.00	15%	0.00	55%	0.00	15%	100%
6	PERMANENT BENCHMARK	0.00	15%	0.00	15%	0.00	55%	0.00	15%	100%
7	CLEARING & GRUBBING, TREES	0.00	15%	0.00	15%	0.00	55%	0.00	15%	100%
8	CLEARING & GRUBBING	0.00	15%	0.00	15%	0.00	55%	0.00	15%	100%
9	REMOVE SANITARY SEWER MAIN	0.00	100%	0.00	0%	0.00	0%	0.00	0%	100%
10	REMOVE MANHOLE	0.00	100%	0.00	0%	0.00	0%	0.00	0%	100%
11	REMOVE FIRE HYDRANT & AUX V	0.00	0%	0.00	100%	0.00	0%	0.00	0%	100%
12	REMOVE CURB STOP AND BOX	0.00	0%	0.00	100%	0.00	0%	0.00	0%	100%
13	REMOVE WATER VALVE & BOX	0.00	0%	0.00	100%	0.00	0%	0.00	0%	100%
14	REMOVE AC PAVEMENT	0.00	0%	0.00	0%	0.00	100%	0.00	0%	100%
15	REMOVE PCC PAVEMENT WITH A	0.00	0%	0.00	0%	0.00	100%	0.00	0%	100%
16	REMOVE PCC PAVEMENT	0.00	0%	0.00	0%	0.00	100%	0.00	0%	100%
17	REMOVE PCC APPROACH PAVEM	0.00	0%	0.00	0%	0.00	100%	0.00	0%	100%
18	REMOVE PCC DRIVEWAY PAVEM	0.00	0%	0.00	0%	0.00	100%	0.00	0%	100%
19	REMOVE CONCRETE CURB & GUT	0.00	0%	0.00	0%	0.00	100%	0.00	0%	100%
20	REMOVE PCC SIDEWALK	0.00	0%	0.00	0%	0.00	100%	0.00	0%	100%
21	REMOVE RETAINING WALL	0.00	0%	0.00	0%	0.00	100%	0.00	0%	100%
22	REMOVE & SALVAGE FENCE	0.00	0%	0.00	0%	0.00	100%	0.00	0%	100%
23	REMOVE & SALVAGE SIGN	0.00	0%	0.00	0%	0.00	100%	0.00	0%	100%
24	AASHTO T-180 SOIL TEST	0.00	15%	0.00	15%	0.00	55%	0.00	15%	100%
25	EXCAVATION, UNCLASSIFIED	0.00	0%	0.00	0%	0.00	100%	0.00	0%	100%
26	EXCAVATION, UNCLASSIFIED-DIG	0.00	0%	0.00	0%	0.00	100%	0.00	0%	100%
27	EXCAVATION, UNDERCUT	0.00	0%	0.00	0%	0.00	100%	0.00	0%	100%
28	CO-COMPOST	0.00	0%	0.00	0%	0.00	100%	0.00	0%	100%



29	TOPSOIL, FURNISH & PLACE	0.00	0%	0.00	0%	0.00	100%	0.00	0%	100%
30	4" UNDERDRAIN LINE	0.00	0%	0.00	0%	0.00	50%	0.00	50%	100%
31	WATER MAIN CONCRETE ENCASE	0.00	0%	0.00	100%	0.00	0%	0.00	0%	100%
32	SEWER AND WATER MAIN INSULA	0.00	50%	0.00	50%	0.00	0%	0.00	0%	100%
33	CONTROLLED LOW STRENGTH BA	0.00	50%	0.00	50%	0.00	0%	0.00	0%	100%
34	IMPORTED BACKFILL MATERIAL (	0.00	50%	0.00	50%	0.00	0%	0.00	0%	100%
35	TYPE I BEDDING MATERIAL	0.00	50%	0.00	50%	0.00	0%	0.00	0%	100%
36	TYPE II FOUNDATION MATERIAL	0.00	50%	0.00	50%	0.00	0%	0.00	0%	100%
37	TYPE IV FOUNDATION MATERIAL	0.00	50%	0.00	50%	0.00	0%	0.00	0%	100%
38	6" PVC SLOTTED DRAIN W/SOCK	0.00	100%	0.00	0%	0.00	0%	0.00	0%	100%
39	8" PVC SEWER MAIN (6'-8')	0.00	100%	0.00	0%	0.00	0%	0.00	0%	100%
40	8" PVC SEWER MAIN ( 8'-10')	0.00	100%	0.00	0%	0.00	0%	0.00	0%	100%
41	4" PVC SEWER SERVICE LINE	0.00	100%	0.00	0%	0.00	0%	0.00	0%	100%
42	STANDARD MANHOLE, 48"	0.00	100%	0.00	0%	0.00	0%	0.00	0%	100%
43	EXTRA MANHOLE DEPTH, 48"	0.00	100%	0.00	0%	0.00	0%	0.00	0%	100%
44	4" PVC SEWER CLEANOUT	0.00	100%	0.00	0%	0.00	0%	0.00	0%	100%
45	CONNECT TO EXISTING SEWER M	0.00	100%	0.00	0%	0.00	0%	0.00	0%	100%
46	RECONNECT SEWER SERVICE	0.00	100%	0.00	0%	0.00	0%	0.00	0%	100%
47	ADJUST MANHOLE RING & COVER	0.00	100%	0.00	0%	0.00	0%	0.00	0%	100%
48	6" PVC WATER MAIN C-900, CLAS	0.00	0%	0.00	100%	0.00	0%	0.00	0%	100%
49	8" PVC WATER MAIN C-900, CLAS	0.00	0%	0.00	100%	0.00	0%	0.00	0%	100%
50	8" PVC WATER MAIN C-900, CLAS	0.00	0%	0.00	100%	0.00	0%	0.00	0%	100%
51	6" 45 DEGREE BEND	0.00	0%	0.00	100%	0.00	0%	0.00	0%	100%
52	8" 11.25 DEGREE BEND	0.00	0%	0.00	100%	0.00	0%	0.00	0%	100%
53	8" 45 DEGREE BEND	0.00	0%	0.00	100%	0.00	0%	0.00	0%	100%
54	8" 90 DEGREE BEND	0.00	0%	0.00	100%	0.00	0%	0.00	0%	100%
55	8" X 8" CROSS	0.00	0%	0.00	100%	0.00	0%	0.00	0%	100%
56	8" STANDARD COUPLING	0.00	0%	0.00	100%	0.00	0%	0.00	0%	100%
57	8" X 6" REDUCER	0.00	0%	0.00	100%	0.00	0%	0.00	0%	100%
58	8" X 8" X 6" TEE	0.00	0%	0.00	100%	0.00	0%	0.00	0%	100%
59	8" X 8" X 8" TEE	0.00	0%	0.00	100%	0.00	0%	0.00	0%	100%
60	20" X 20" X 8" TAPPING TEE	0.00	0%	0.00	100%	0.00	0%	0.00	0%	100%
61	8" GATE VALVE W/ BOX	0.00	0%	0.00	100%	0.00	0%	0.00	0%	100%
62	FIRE HYDRANT W/AUX VALVE, BC	0.00	0%	0.00	100%	0.00	0%	0.00	0%	100%
63	1" COPPER SERVICE	0.00	0%	0.00	100%	0.00	0%	0.00	0%	100%
64	1" TAPPING SADDLE	0.00	0%	0.00	100%	0.00	0%	0.00	0%	100%
65	1" CURB STOP & BOX	0.00	0%	0.00	100%	0.00	0%	0.00	0%	100%

66	CONNECT TO EXISTING WATER M	0.00	0%	0.00	100%	0.00	0%	0.00	0%	100%
67	RECONNECT WATER SERVICE	0.00	0%	0.00	100%	0.00	0%	0.00	0%	100%
68	ADJUST VALVE BOX	0.00	0%	0.00	100%	0.00	0%	0.00	0%	100%
69	ADJUST CURB STOP	0.00	0%	0.00	100%	0.00	0%	0.00	0%	100%
70	CATHODIC CONTROL TEST STATI	0.00	0%	0.00	100%	0.00	0%	0.00	0%	100%
71	18" RCP, CLASS III	0.00	0%	0.00	0%	0.00	0%	0.00	100%	100%
72	24" RCP, CLASS III	0.00	0%	0.00	0%	0.00	0%	0.00	100%	100%
73	30" RCP, CLASS II	0.00	0%	0.00	0%	0.00	0%	0.00	100%	100%
74	18" RCP, CLASS III, O-RING GASKE	0.00	0%	0.00	0%	0.00	0%	0.00	100%	100%
75	24" RCP, CLASS III, O-RING GASKE	0.00	0%	0.00	0%	0.00	0%	0.00	100%	100%
76	30" RCP, CLASS II, O-RING GASKE	0.00	0%	0.00	0%	0.00	0%	0.00	100%	100%
77	24" RCP 7.5 DEGREE BEND	0.00	0%	0.00	0%	0.00	0%	0.00	100%	100%
78	24" RCP 45 DEGREE BEND	0.00	0%	0.00	0%	0.00	0%	0.00	100%	100%
79	24" X 24" X 18" RCP TEE	0.00	0%	0.00	0%	0.00	0%	0.00	100%	100%
80	4' X 4' RCP JUNCTION BOX	0.00	0%	0.00	0%	0.00	0%	0.00	100%	100%
81	TYPE "B" INLET	0.00	0%	0.00	0%	0.00	0%	0.00	100%	100%
82	3'X4' TYPE B INLET	0.00	0%	0.00	0%	0.00	0%	0.00	100%	100%
83	4'X4' TYPE B INLET	0.00	0%	0.00	0%	0.00	0%	0.00	100%	100%
84	TYPE C INLET	0.00	0%	0.00	0%	0.00	0%	0.00	100%	100%
85	WATER POLLUTION CONTROL	0.00	15%	0.00	15%	0.00	55%	0.00	15%	100%
86	WATER FOR DUST CONTROL	0.00	15%	0.00	15%	0.00	55%	0.00	15%	100%
87	FILTER FABRIC, NONWOVEN	0.00	15%	0.00	15%	0.00	55%	0.00	15%	100%
88	SILT FENCE	0.00	15%	0.00	15%	0.00	55%	0.00	15%	100%
89	SILT FENCE, REPAIR	0.00	15%	0.00	15%	0.00	55%	0.00	15%	100%
90	ROCK CONSTRUCTION ENTRANC	0.00	15%	0.00	15%	0.00	55%	0.00	15%	100%
91	EROSION CONTROL, INLET PROT	0.00	15%	0.00	15%	0.00	55%	0.00	15%	100%
92	SEDIMENT CONTROL FOR INLETS	0.00	15%	0.00	15%	0.00	55%	0.00	15%	100%
93	AGGREGATE BASE COURSE, 1"	0.00	0%	0.00	0%	0.00	100%	0.00	0%	100%
94	GRAVEL CUSHION	0.00	0%	0.00	0%	0.00	100%	0.00	0%	100%
95	GRAVEL SURFACING, TEMPORAR	0.00	15%	0.00	15%	0.00	55%	0.00	15%	100%
96	GEOGRID REINFORCEMENT	0.00	0%	0.00	0%	0.00	100%	0.00	0%	100%
97	AC, CLASS G, TYPE 1 PG64-28	0.00	0%	0.00	0%	0.00	100%	0.00	0%	100%
98	BITUMINOUS TACK COAT	0.00	0%	0.00	0%	0.00	100%	0.00	0%	100%
99	PCC PAVEMENT, 8" NONREINFOR	0.00	0%	0.00	0%	0.00	100%	0.00	0%	100%
100	PCC APPROACH PAVEMENT, 6" N	0.00	0%	0.00	0%	0.00	100%	0.00	0%	100%
101	PCC DRIVEWAY PAVEMENT 6", N	0.00	0%	0.00	0%	0.00	100%	0.00	0%	100%

102	CONCRETE CURB & GUTTER, TYF	0.00	0%	0.00	0%	0.00	100%	0.00	0%	100%
103	CONCRETE CURB & GUTTER, TYF	0.00	0%	0.00	0%	0.00	100%	0.00	0%	100%
104	CONCRETE "P6" GUTTER	0.00	0%	0.00	0%	0.00	100%	0.00	0%	100%
105	CONCRETE "P8" GUTTER	0.00	0%	0.00	0%	0.00	100%	0.00	0%	100%
106	CONCRETE FILLET & PAN, 8" REIN	0.00	0%	0.00	0%	0.00	100%	0.00	0%	100%
107	DOWEL BAR	0.00	0%	0.00	0%	0.00	100%	0.00	0%	100%
108	CONCRETE SIDEWALK, 4" NONRE	0.00	0%	0.00	0%	0.00	100%	0.00	0%	100%
109	CONCRETE SIDEWALK, 5" NONRE	0.00	0%	0.00	0%	0.00	100%	0.00	0%	100%
110	DETECTABLE WARNING PANEL	0.00	0%	0.00	0%	0.00	100%	0.00	0%	100%
111	CONCRETE TYPE C RETAINING W	0.00	0%	0.00	0%	0.00	100%	0.00	0%	100%
112	CONCRETE TYPE C RETAINING W	0.00	0%	0.00	0%	0.00	100%	0.00	0%	100%
113	MODULAR BLOCK RETAINING WA	0.00	0%	0.00	0%	0.00	100%	0.00	0%	100%
114	SOD	0.00	15%	0.00	15%	0.00	55%	0.00	15%	100%
115	4' CHAIN LINK FENCE	0.00	0%	0.00	0%	0.00	100%	0.00	0%	100%
116	DECIDUOUS TREE (2-3" CAL)	0.00	15%	0.00	15%	0.00	55%	0.00	15%	100%
117	2" RIGID CONDUIT, SCHEDULE 40	0.00	0%	0.00	0%	0.00	100%	0.00	0%	100%
118	2" RIGID CONDUIT, SCHEDULE 80	0.00	0%	0.00	0%	0.00	100%	0.00	0%	100%
119	1/C #6 AWG COPPER WIRE	0.00	0%	0.00	0%	0.00	100%	0.00	0%	100%
120	1/C #10 AWG COPPER WIRE (PUL	0.00	0%	0.00	0%	0.00	100%	0.00	0%	100%
121	2/C #10 COPPER POLE AND BRAC	0.00	0%	0.00	0%	0.00	100%	0.00	0%	100%
122	12" X 18" JUNCTION BOX	0.00	0%	0.00	0%	0.00	100%	0.00	0%	100%
123	40' POLE W/ BREAK AWAY BASE,	0.00	0%	0.00	0%	0.00	100%	0.00	0%	100%
124	SQUARE STEEL POLE, 12' MNTNG	0.00	0%	0.00	0%	0.00	100%	0.00	0%	100%
125	ROADWAY LUMINAIRE, 250W HPS	0.00	0%	0.00	0%	0.00	100%	0.00	0%	100%
126	BIKE PATH LUMINAIRE, 50 WATT V	0.00	0%	0.00	0%	0.00	100%	0.00	0%	100%
127	2' DIAMETER FOOTING	0.00	0%	0.00	0%	0.00	100%	0.00	0%	100%
128	COLD APPLIED PLASTIC PAVEME	0.00	0%	0.00	0%	0.00	100%	0.00	0%	100%
129	COLD APPLIED PLASTIC PAVEME	0.00	0%	0.00	0%	0.00	100%	0.00	0%	100%
130	COLD APPLIED PLASTIC PAVEME	0.00	0%	0.00	0%	0.00	100%	0.00	0%	100%

131	COLD APPLIED PLASTIC PAVEME	0.00	0%	0.00	0%	0.00	100%	0.00	0%	100%
132	GROOVE FOR COLD APPLIED PLA	0.00	0%	0.00	0%	0.00	100%	0.00	0%	100%
133	GROOVE FOR COLD APPLIED PLA	0.00	0%	0.00	0%	0.00	100%	0.00	0%	100%
134	GROOVE FOR COLD APPLIED PLA	0.00	0%	0.00	0%	0.00	100%	0.00	0%	100%
135	GROOVE FOR COLD APPLIED PLA	0.00	0%	0.00	0%	0.00	100%	0.00	0%	100%
136	ROAD SIGN	0.00	0%	0.00	0%	0.00	100%	0.00	0%	100%
137	SIGN POST	0.00	0%	0.00	0%	0.00	100%	0.00	0%	100%
138	STREET NAME ASSEMBLY	0.00	0%	0.00	0%	0.00	100%	0.00	0%	100%
139	TRAFFIC CONTROL	0.00	15%	0.00	15%	0.00	55%	0.00	15%	100%
140	TRAFFIC CONTROL PLAN	0.00	15%	0.00	15%	0.00	55%	0.00	15%	100%
141	FLAGGING	0.00	15%	0.00	15%	0.00	55%	0.00	15%	100%
142	ABANDON WATER MAINS OFF 20"	0.00	0%	9,813.78	100%	0.00	0%	0.00	0%	100%
143	FIRE HYDRANT EXTENSION	0.00	0%	1,326.28	100%	0.00	0%	0.00	0%	100%
		\$0.00		\$11,140.06		\$0.00		\$0.00		\$11,140.06