

**CITY OF RAPID CITY CONSTRUCTION CHANGE ORDER #\_\_1\_\_**  
**RAPID CITY GREENWAY TRAILS AND PEDESTRIAN FACILITIES PROJECT**  
**PROJECT NO. PR08-6017 / SDDOT PROJECT NO. EM 8052(59) PCN 010E**  
**JULY 16, 2012**  
**ORIGINAL CONTRACT AMOUNT: \$2,232,268.93**  
**CONTRACTOR: R.C.S. CONSTRUCTION, INC.**

LINE ITEM	DESCRIPTION	UNIT	CURRENT CONTRACT QUANTITY	UNIT PRICE	EXTENDED PRICE	ADJUSTED QUANTITY	ADJUSTED PRICE	NET CHANGE
1	MOBILIZATION	LS	1.00	\$56,787.49	\$56,787.49	1.00	\$56,787.49	\$0.00
2	INCIDENTAL WORK	LS	1.00	\$19,182.43	\$19,182.43	1.00	\$19,182.43	\$0.00
3	INCIDENTAL WORK (ELECTRICAL)	LS	1.00	\$64,442.06	\$64,442.06	1.00	\$64,442.06	\$0.00
4	INCIDENTAL WORK (LANDSCAPE)	LS	1.00	\$1,136.58	\$1,136.58	1.00	\$1,136.58	\$0.00
5	IMPROVEMENTS)	LS	1.00	\$5,309.26	\$5,309.26	1.00	\$5,309.26	\$0.00
6	TRAFFIC CONTROL	LS	1.00	\$11,934.12	\$11,934.12	1.00	\$11,934.12	\$0.00
7	CLEARING & GRUBBING	LS	1.00	\$3,075.64	\$3,075.64	1.00	\$3,075.64	\$0.00
8	TRAIL)	LS	1.00	\$12,696.83	\$12,696.83	1.00	\$12,696.83	\$0.00
9	CLEARING & GRUBBING (TREES)	EA	12.00	\$529.58	\$6,354.96	12.00	\$6,354.96	\$0.00
10	REMOVE FLARED END SECTION	EA	1.00	\$133.64	\$133.64	1.00	\$133.64	\$0.00
11	REMOVE GRAVEL SURFACING	SY	504.00	\$2.40	\$1,209.60	504.00	\$1,209.60	\$0.00
12	REMOVE AC PAVEMENT	SY	3,905.00	\$3.06	\$11,949.30	3,905.00	\$11,949.30	\$0.00
13	REMOVE PCC PAVEMENT	SY	20.00	\$3.06	\$61.20	20.00	\$61.20	\$0.00
14	REMOVE PCC SIDEWALK	SF	5,843.00	\$2.58	\$15,074.94	5,843.00	\$15,074.94	\$0.00
15	GUTTER	LF	1,020.00	\$3.06	\$3,121.20	1,069.00	\$3,271.14	\$149.94
16	REMOVE CONCRETE FILLET	SY	48.00	\$3.47	\$166.56	48.00	\$166.56	\$0.00
17	REMOVE CONCRETE PAN	SY	19.00	\$3.47	\$65.93	19.00	\$65.93	\$0.00
18	REMOVE EXISTING STORM DRAIN	LS	1.00	\$348.47	\$348.47	1.00	\$348.47	\$0.00
19	CURB & GUTTER	LF	72.00	\$18.89	\$1,360.08	72.00	\$1,360.08	\$0.00
20	REMOVE & RESET STREET SIGN	EA	11.00	\$113.65	\$1,250.15	11.00	\$1,250.15	\$0.00
21	IMPROVEMENTS	1.00	1.00	\$1,152.19	\$1,152.19	1.00	\$1,152.19	\$0.00
22	EXCAVATION, UNCLASSIFIED	CY	6,760.00	\$6.38	\$43,128.80	6,760.00	\$43,128.80	\$0.00
23	EXCAVATION, UNDERCUT	CY	50.00	\$5.03	\$251.50	50.00	\$251.50	\$0.00
24	(NATURAL TRAIL)	LS	1.00	\$11,113.40	\$11,113.40	1.00	\$11,113.40	\$0.00
25	CO-COMPOST)	CY	140.00	\$6.59	\$922.60	140.00	\$922.60	\$0.00
26	IMPORTED TOPSOIL	CY	1,360.00	\$24.26	\$32,993.60	1,360.00	\$32,993.60	\$0.00
27	BACKFILL MATERIAL (GRADING)	CY	11.00	\$108.62	\$1,194.82	11.00	\$1,194.82	\$0.00
28	MULCHING	SY	20,342.00	\$1.48	\$30,106.16	20,342.00	\$30,106.16	\$0.00

29	4" PVC SEWER SERVICE LINE	LF	81.00	\$30.63	\$2,481.03	81.00	\$2,481.03	\$0.00
30	4" PVC SEWER CLEANOUT	EA	3.00	\$500.81	\$1,502.43	3.00	\$1,502.43	\$0.00
31	ADJUST MANHOLE RING & COVER	EA	1.00	\$215.45	\$215.45	1.00	\$215.45	\$0.00
32	1.5" COPPER SERVICE	LF	195.00	\$39.90	\$7,780.50	195.00	\$7,780.50	\$0.00
33	1.5" CURB STOP AND BOX	EA	1.00	\$458.48	\$458.48	1.00	\$458.48	\$0.00
34	STOP	EA	1.00	\$503.44	\$503.44	1.00	\$503.44	\$0.00
35	6"X3" TAPPING SLEEVE	EA	1.00	\$1,808.09	\$1,808.09	1.00	\$1,808.09	\$0.00
36	3" GATE VALVE AND BOX	EA	1.00	\$898.05	\$898.05	1.00	\$898.05	\$0.00
37	LB - ZINC	EA	2.00	\$521.56	\$1,043.12	2.00	\$1,043.12	\$0.00
38	12" RCP, CLASS II	LF	156.00	\$46.59	\$7,268.04	156.00	\$7,268.04	\$0.00
39	18" RCP, CLASS II	LF	133.00	\$51.14	\$6,801.62	133.00	\$6,801.62	\$0.00
40	24" RCP, CLASS II	LF	6.00	\$60.95	\$365.70	6.00	\$365.70	\$0.00
41	36" RCP, CLASS II	LF	36.00	\$89.35	\$3,216.60	36.00	\$3,216.60	\$0.00
42	12" RCP FLARED END	EA	3.00	\$484.98	\$1,454.94	3.00	\$1,454.94	\$0.00
43	18" RCP FLARED END	EA	3.00	\$577.16	\$1,731.48	3.00	\$1,731.48	\$0.00
44	24" RCP FLARED END	EA	1.00	\$621.88	\$621.88	1.00	\$621.88	\$0.00
45	36" RCP FLARED END	EA	6.00	\$1,278.76	\$7,672.56	6.00	\$7,672.56	\$0.00
46	2'X3' AREA INLET	EA	3.00	\$2,223.45	\$6,670.35	3.00	\$6,670.35	\$0.00
47	TRENCH DRAIN	EA	1.00	\$10,743.99	\$10,743.99	1.00	\$10,743.99	\$0.00
48	SAND INTERCEPTOR INLET	EA	1.00	\$4,583.45	\$4,583.45	1.00	\$4,583.45	\$0.00
49	TYPE B DRAINAGE FABRIC	SY	446.00	\$3.56	\$1,587.76	446.00	\$1,587.76	\$0.00
50	CLASS 2 RIPRAP	CY	103.00	\$54.54	\$5,617.62	103.00	\$5,617.62	\$0.00
51	CLASS 4 RIPRAP	CY	300.00	\$54.54	\$16,362.00	300.00	\$16,362.00	\$0.00
52	GABION	CY	18.00	\$37.60	\$676.80	18.00	\$676.80	\$0.00
53	TURF REINFORCEMENT MAT	SY	40.00	\$8.87	\$354.80	40.00	\$354.80	\$0.00
54	HIGH FLOW SILT FENCE	LF	3,260.00	\$3.33	\$10,855.80	0.00	\$0.00	(\$10,855.80)
55	ROCK CONSTRUCTION ENTRANCE	EA	8.00	\$442.15	\$3,537.20	1.00	\$442.15	(\$3,095.05)
56	9" WATTLES	LF	2,202.00	\$3.36	\$7,398.72	2,281.00	\$7,664.16	\$265.44
57	INLET/OUTLET PROTECTION	EA	12.00	\$150.76	\$1,809.12	12.00	\$1,809.12	\$0.00
58	CONCRETE WASHOUT AREA	EA	6.00	\$191.83	\$1,150.98	3.00	\$575.49	(\$575.49)
59	GUTTER FILTER SOCK CHECK	LF	180.00	\$4.08	\$734.40	180.00	\$734.40	\$0.00
60	PERIMETER SEDIMENT CONTROL	LF	500.00	\$4.82	\$2,410.00	500.00	\$2,410.00	\$0.00
61	WATER POLLUTION CONTROL	LS	1.00	\$1,339.13	\$1,339.13	1.00	\$1,339.13	\$0.00
62	AGGREGATE BASE COURSE	T	3,319.00	\$18.05	\$59,907.95	3,319.00	\$59,907.95	\$0.00
63	GRAVEL SURFACING, PERMANENT	T	404.00	\$18.05	\$7,292.20	404.00	\$7,292.20	\$0.00
64	ASPHALT CONCRETE COMPOSITE	T	1,670.00	\$102.30	\$170,841.00	1,755.00	\$179,536.50	\$8,695.50




65	TYPE B	LF	819.00	\$15.41	\$12,620.79	868.00	\$13,375.88	\$755.09
66	SLOTTED DRAINAGE CURB	LF	1,181.00	\$19.00	\$22,439.00	1,181.00	\$22,439.00	\$0.00
67	CONCRETE MEDIAN RAMP	SF	280.00	\$7.13	\$1,996.40	280.00	\$1,996.40	\$0.00
68	REINFORCED	SF	1,213.00	\$9.27	\$11,244.51	1,128.00	\$10,456.56	(\$787.95)
69	REINFORCED	SF	72.00	\$11.56	\$832.32	72.00	\$832.32	\$0.00
70	REINFORCED	SF	432.00	\$8.55	\$3,693.60	432.00	\$3,693.60	\$0.00
71	NONREINFORCED	SF	38,297.00	\$4.05	\$155,102.85	38,297.00	\$155,102.85	\$0.00
72	REINFORCED	SF	4,855.00	\$5.28	\$25,634.40	5,394.00	\$28,480.32	\$2,845.92
73	NONREINFORCED, COLORED	SF	2,247.00	\$7.63	\$17,144.61	2,247.00	\$17,144.61	\$0.00
74	PERVIOUS CONCRETE	SF	720.00	\$9.78	\$7,041.60	720.00	\$7,041.60	\$0.00
75	CONCRETE UNIT PAVERS	SF	1,916.00	\$8.64	\$16,554.24	1,916.00	\$16,554.24	\$0.00
76	CONCRETE PAVER CURB	LF	24.00	\$11.40	\$273.60	24.00	\$273.60	\$0.00
77	CONCRETE STAIRWAY	LS	1.00	\$1,753.88	\$1,753.88	1.00	\$1,753.88	\$0.00
78	CONCRETE DECK STEM WALL	LF	124.00	\$73.95	\$9,169.80	124.00	\$9,169.80	\$0.00
79	CONCRETE SEATING WALL	LF	162.00	\$58.42	\$9,464.04	162.00	\$9,464.04	\$0.00
80	WALL (0-2')	LF	185.00	\$67.04	\$12,402.40	185.00	\$12,402.40	\$0.00
81	HANDRAIL	LF	175.00	\$43.19	\$7,558.25	175.00	\$7,558.25	\$0.00
82	DETECTABLE WARNING PANEL	SF	228.00	\$54.54	\$12,435.12	228.00	\$12,435.12	\$0.00
83	WHITE	LF	4,793.00	\$0.86	\$4,121.98	4,793.00	\$4,121.98	\$0.00
84	WHITE	LF	3,008.00	\$1.70	\$5,113.60	3,008.00	\$5,113.60	\$0.00
85	WHITE	LF	660.00	\$2.27	\$1,498.20	660.00	\$1,498.20	\$0.00
86	WHITE	LF	526.00	\$2.84	\$1,493.84	526.00	\$1,493.84	\$0.00
87	YELLOW	LF	40.00	\$0.86	\$34.40	219.00	\$188.34	\$153.94
88	ARROW, WHITE	EA	6.00	\$113.65	\$681.90	6.00	\$681.90	\$0.00
89	MESSAGE, WHITE	EA	12.00	\$170.49	\$2,045.88	12.00	\$2,045.88	\$0.00
90	PARKING PAVEMENT SYMBOLS	EA	5.00	\$170.49	\$852.45	5.00	\$852.45	\$0.00
91	PAVEMENT MARKING, ARROW	EA	8.00	\$227.32	\$1,818.56	8.00	\$1,818.56	\$0.00
92	PAVEMENT MARKING, 12"	LF	630.00	\$9.09	\$5,726.70	630.00	\$5,726.70	\$0.00
93	PAVEMENT MARKING, 24"	LF	48.00	\$17.05	\$818.40	48.00	\$818.40	\$0.00
94	MARKING, ARROW	EA	8.00	\$170.49	\$1,363.92	8.00	\$1,363.92	\$0.00
95	MARKING, 12"	LF	630.00	\$1.13	\$711.90	630.00	\$711.90	\$0.00
96	MARKING, 24"	LF	48.00	\$5.68	\$272.64	48.00	\$272.64	\$0.00
97	ROAD SIGN	SF	221.50	\$20.46	\$4,531.89	221.50	\$4,531.89	\$0.00
98	ACCESSIBLE PARKING SIGN	EA	5.00	\$198.90	\$994.50	5.00	\$994.50	\$0.00

99	INTERPRETIVE SIGN (RELOCATE)	EA	9.00	\$170.49	\$1,534.41	9.00	\$1,534.41	\$0.00
100	BIO-SWALE DETENTION POND	SF	2,425.00	\$3.84	\$9,312.00	2,425.00	\$9,312.00	\$0.00
101	BIO-SWALE DETENTION SYSTEM	LF	561.00	\$24.58	\$13,789.38	561.00	\$13,789.38	\$0.00
102	PERFORATED	LF	292.00	\$17.16	\$5,010.72	292.00	\$5,010.72	\$0.00
103	PERFORATED	LF	461.00	\$21.68	\$9,994.48	461.00	\$9,994.48	\$0.00
104	8" CORRUGATED HDPE PIPE	LF	125.00	\$19.30	\$2,412.50	125.00	\$2,412.50	\$0.00
105	6" PVC DRAIN DRAIN PIPE	LF	47.00	\$16.52	\$776.44	47.00	\$776.44	\$0.00
106	6" PVC DOWNSPOUT DRAIN INLET	EA	3.00	\$228.59	\$685.77	3.00	\$685.77	\$0.00
107	2' DIAMETER POLE LIGHT FOOTING	EA	40.00	\$524.99	\$20,999.60	40.00	\$20,999.60	\$0.00
108	PARKING LOT 2-LIGHT POLE	EA	7.00	\$5,412.30	\$37,886.10	7.00	\$37,886.10	\$0.00
109	PARKING LOT 1-LIGHT POLE	EA	11.00	\$3,734.48	\$41,079.28	11.00	\$41,079.28	\$0.00
110	PATH LIGHTING 1-LIGHT POLE	EA	24.00	\$3,312.33	\$79,495.92	24.00	\$79,495.92	\$0.00
111	FLOOD LIGHTS	EA	3.00	\$562.88	\$1,688.64	3.00	\$1,688.64	\$0.00
112	FLOOD LIGHT FOOTINGS	EA	3.00	\$216.49	\$649.47	3.00	\$649.47	\$0.00
113	3/4" RIGID CONDUIT, SCHEDULE 40	LF	1,049.00	\$1.13	\$1,185.37	1,049.00	\$1,185.37	\$0.00
114	1" RIGID CONDUIT, SCHEDULE 40	LF	4,250.00	\$1.21	\$5,142.50	4,250.00	\$5,142.50	\$0.00
115	40	LF	430.00	\$1.38	\$593.40	430.00	\$593.40	\$0.00
116	2" RIGID CONDUIT, SCHEDULE 40	LF	30.00	\$1.70	\$51.00	150.00	\$255.00	\$204.00
117	STEEL	LF	360.00	\$3.98	\$1,432.80	360.00	\$1,432.80	\$0.00
118	4" RIGID CONDUIT, SCHEDULE 40	LF	100.00	\$2.88	\$288.00	100.00	\$288.00	\$0.00
119	STEEL	LF	120.00	\$17.76	\$2,131.20	120.00	\$2,131.20	\$0.00
120	#10 AWG COPPER WIRE	LF	7,227.00	\$1.21	\$8,744.67	7,227.00	\$8,744.67	\$0.00
121	#8 AWG COPPER WIRE	LF	5,760.00	\$1.35	\$7,776.00	5,760.00	\$7,776.00	\$0.00
122	#6 AWG COPPER WIRE	LF	7,370.00	\$1.60	\$11,792.00	7,370.00	\$11,792.00	\$0.00
123	#2 AWG COPPER WIRE	LF	880.00	\$3.02	\$2,657.60	880.00	\$2,657.60	\$0.00
124	24" NONMETALLIC JUNCTION BOX	EA	5.00	\$260.33	\$1,301.65	5.00	\$1,301.65	\$0.00
125	PRIMARY UTILITY TRENCH	LF	560.00	\$11.91	\$6,669.60	560.00	\$6,669.60	\$0.00
126	TRANSPLANT EVERGREEN TREES	EA	10.00	\$340.97	\$3,409.70	10.00	\$3,409.70	\$0.00
127	DECIDUOUS TREE	EA	42.00	\$352.34	\$14,798.28	42.00	\$14,798.28	\$0.00
128	EVERGREEN TREE	EA	28.00	\$352.34	\$9,865.52	28.00	\$9,865.52	\$0.00
129	ORNAMENTAL TREE	EA	26.00	\$352.34	\$9,160.84	26.00	\$9,160.84	\$0.00
130	DECIDUOUS SHRUB	EA	70.00	\$31.82	\$2,227.40	70.00	\$2,227.40	\$0.00
131	EVERGREEN SHRUB	EA	27.00	\$39.78	\$1,074.06	27.00	\$1,074.06	\$0.00
132	PERENNIALS	EA	138.00	\$29.55	\$4,077.90	138.00	\$4,077.90	\$0.00
133	ORGANIC MULCH	SF	4,674.00	\$0.57	\$2,664.18	4,674.00	\$2,664.18	\$0.00

134	RIVER ROCK	SF	540.00	\$2.27	\$1,225.80	540.00	\$1,225.80	\$0.00
135	RELOCATE EXISTING BOULDERS	LS	1.00	\$45.46	\$45.46	1.00	\$45.46	\$0.00
136	LANDSCAPE EDGING	LF	242.00	\$5.68	\$1,374.56	242.00	\$1,374.56	\$0.00
137	RESTROOM PLAZA GUARDRAIL	LF	112.00	\$44.66	\$5,001.92	112.00	\$5,001.92	\$0.00
138	RESTROOM STAIRWAY HANDRAIL	EA	2.00	\$340.97	\$681.94	2.00	\$681.94	\$0.00
139	WATER STATION PEDESTAL	EA	2.00	\$2,699.82	\$5,399.64	2.00	\$5,399.64	\$0.00
140	BICYCLE RACK	EA	5.00	\$813.98	\$4,069.90	5.00	\$4,069.90	\$0.00
141	BENCH	EA	2.00	\$1,196.75	\$2,393.50	2.00	\$2,393.50	\$0.00
142	TRASH RECEPTACLE	EA	2.00	\$644.32	\$1,288.64	2.00	\$1,288.64	\$0.00
143	TABLE	EA	2.00	\$538.73	\$1,077.46	2.00	\$1,077.46	\$0.00
144	STATION	EA	1.00	\$6,278.26	\$6,278.26	1.00	\$6,278.26	\$0.00
145	DECODER-BASED CONTROLLER	EA	1.00	\$2,597.90	\$2,597.90	1.00	\$2,597.90	\$0.00
146	SINGLE-STATION DECODER	EA	16.00	\$32.47	\$519.52	16.00	\$519.52	\$0.00
147	DECODER WIRE AND CONDUIT	LF	1,340.00	\$1.62	\$2,170.80	1,340.00	\$2,170.80	\$0.00
148	ISOLATION VALVE ASSEMBLY	EA	1.00	\$86.59	\$86.59	1.00	\$86.59	\$0.00
149	ASSEMBLY	EA	4.00	\$119.07	\$476.28	4.00	\$476.28	\$0.00
150	ASSEMBLY	EA	13.00	\$97.42	\$1,266.46	13.00	\$1,266.46	\$0.00
151	ASSEMBLY	EA	3.00	\$108.25	\$324.75	3.00	\$324.75	\$0.00
152	LARGE TURF SPRINKLER	EA	71.00	\$36.81	\$2,613.51	71.00	\$2,613.51	\$0.00
153	SMALL TURF SPRINKLER	EA	118.00	\$36.81	\$4,343.58	118.00	\$4,343.58	\$0.00
154	PIPE & WIRE SLEEVE	LF	360.00	\$4.33	\$1,558.80	360.00	\$1,558.80	\$0.00
155	3" IRRIGATION MAINLINE PIPE	LF	1,320.00	\$4.33	\$5,715.60	1,320.00	\$5,715.60	\$0.00
156	PIPE	LF	1,040.00	\$1.73	\$1,799.20	1,040.00	\$1,799.20	\$0.00
157	PIPE	LF	4,620.00	\$1.08	\$4,989.60	4,620.00	\$4,989.60	\$0.00
158	LANDSCAPE DRIPLINE	LF	1,250.00	\$0.54	\$675.00	1,250.00	\$675.00	\$0.00
159	ADJUSTMENTS	LS	1.00	\$541.23	\$541.23	1.00	\$541.23	\$0.00
160	RESTROOM FACILITY	LS	1.00	\$505,542.17	\$505,542.17	1.00	\$505,542.17	\$0.00
161	PEDESTRIAN BRIDGE (FOUNDERS PARK)	LS	1.00	\$246,648.68	\$246,648.68	1.00	\$246,648.68	\$0.00
162	DM&E RAILROAD CROSSING	LS	1.00	\$5,910.23	\$5,910.23	1.00	\$5,910.23	\$0.00
163	INSURANCE	LS	1.00	\$2,841.46	\$2,841.46	1.00	\$2,841.46	\$0.00
164	22' CHAIN LINK GATE	LS	1.00	\$3,409.75	\$3,409.75	1.00	\$3,409.75	\$0.00
165	TEMPORARY CONSTRUCTION FENCING (GREEN)	LF	6,000.00	\$5.23	\$31,380.00	6,000.00	\$31,380.00	\$0.00
166	MOBILIZATION, TRAFFIC CONTROL, SIGNING AND FLAGGING	LS	0.00	\$1,150.00	\$0.00	1.00	\$1,150.00	\$1,150.00
167	W BEAM GUARDRAIL	LF	0.00	\$25.88	\$0.00	237.50	\$6,146.50	\$6,146.50

168	FLARED END TERMINAL	EA	0.00	\$2,530.00	\$0.00	1.00	\$2,530.00	\$2,530.00
169	TANGENT END TERMINAL	EA	0.00	\$2,875.00	\$0.00	1.00	\$2,875.00	\$2,875.00
170	ELECTRICAL JUNCTION BOXES	EA	0.00	\$31.56	\$0.00	36.00	\$1,136.16	\$1,136.16
171	PVC FITTINGS & 90'S FOR JUNCTION BOXES	LS	0.00	\$175.00	\$0.00	1.00	\$175.00	\$175.00
<b>TOTAL</b>					<b>\$2,232,268.93</b>		<b>\$2,244,037.13</b>	<b>\$11,768.20</b>

C.C.O. HISTORY INCREASE/(DECREASE)			PRIOR ADJUSTED CONTRACT PRICE :	\$2,232,268.93
CCO #1	\$11,768.20		NET INCREASE/(DECREASE):	\$11,768.20
	\$0.00		ADJUSTED CONTRACT PRICE:	\$2,244,037.13
	\$0.00		CHANGE TO DATE:	\$11,768.20

	CONTRACTOR: RCS CONSTRUCTION INC.; PO Box 9337, Rapid City, SD 57709	7-18-12	DATE
	PROJECT MANAGER: CETEC ENGINEERING SERVICES	7/17/12	DATE
	CITY ENGINEER: DALE TECH, P.E. / L.S.	7-18-12	DATE
	MAYOR: SAM KOOIKER		DATE
	FINANCE: PAULINE SUMPTION		DATE
CONTRACT TIME CHANGE +/-: 0		NEW CONTRACT TIME:	Days

City Staff recommends approval of this Change Order #1 to RCS CONSTRUCTION for an increase of \$11,768.20 based on unit pricing with the following appropriation:

Initial Funding	\$1,606,488.67	\$625,780.26				\$2,232,268.93
Fund Type	CIP Parks & Rec	CIP Parks & Rec				
Department	8912	8912				
Line Item	4372	4372				
Fund	0505	0505				
CCO #1	\$4,845.99	\$6,922.21				\$11,768.20
						\$0.00
						\$0.00
Adjusted Funding	\$1,611,334.66	\$632,702.47	\$0.00	\$0.00	\$2,244,037.13	\$2,244,037.13

**CITY OF RAPID CITY CONSTRUCTION CHANGE ORDER # 1**  
**RAPID CITY GREENWAY TRAILS AND PEDESTRIAN FACILITIES PROJECT**  
**PROJECT NO. PR08-6017 / SDDOT PROJECT NO. EM 8052(59) PCN 010E**  
**JULY 16, 2012**  
**ORIGINAL CONTRACT AMOUNT: \$2,232,268.93**  
**CONTRACTOR: R.C.S. CONSTRUCTION, INC.**

LINE ITEM	DESCRIPTION	REASON FOR CHANGE	INCREASE/DECREASE
68	CONCRETE FILLET, 6" REINFORCED	DUE TO THE LOCATION OF AN EXISTING ELECTRICAL BOX NEAR THE EAST FILLET OF THE PROPOSED WEST FOUNDER'S PARK APPROACH, THE PROPOSED FILLET RADIUS WILL BE REDUCED FROM 30' TO 25'.	-\$787.95
116	2" RIGID CONDUIT, SCHEDULE 40	CONDUIT WAS ADDED UNDER THE NEW APPROACHES FOR FUTURE EXPANSION OF THE PARK.	\$204.00
166	MOBILIZATION, TRAFFIC CONTROL, SIGNING AND FLAGGING	STREET AND LACROSSE IN LIEU OF THE HANDRAIL REQUIRED WITH THE RETAINING WALL.	\$1,150.00
167	W BEAM GUARDRAIL	STREET AND LACROSSE IN LIEU OF THE HANDRAIL REQUIRED WITH THE RETAINING WALL.	\$6,146.50
168	FLARED END TERMINAL	PROVIDING W-BEAM GUARDRAIL AT THE INTERSECTION OF SAN FRANCISCO STREET AND LACROSSE IN LIEU OF THE HANDRAIL REQUIRED WITH THE RETAINING WALL.	\$2,530.00
169	TANGENT END TERMINAL	STREET AND LACROSSE IN LIEU OF THE HANDRAIL REQUIRED WITH THE RETAINING WALL.	\$2,875.00
170	ELECTRICAL JUNCTION BOXES	DUE TO THE SIZE OF THE LIGHTPOLES THERE IS NOT SUFFICIENT ROOM FOR THE WIRING, JUNCTION BOXES WERE ADDED AT EACH LIGHT POLE TO ACCOMMODATE FOR THIS.	\$1,136.16
171	PVC FITTINGS & 90'S FOR JUNCTION BOXES	DUE TO THE SIZE OF THE LIGHTPOLES THERE IS NOT SUFFICIENT ROOM FOR THE WIRING, JUNCTION BOXES WERE ADDED AT EACH LIGHT POLE TO ACCOMMODATE FOR THIS.	\$175.00
54	HIGH FLOW SILT FENCE	LESS AREA WAS DISTURBED.	-\$10,855.80
55	ROCK CONSTRUCTION ENTRANCE	ONLY ONE WAS NEEDED FOR ACESS TO THE JOBSITE.	-\$3,095.05
58	CONCRETE WASHOUT AREA	ONLY 2 WERE NEEDED.	-\$575.49
15	REMOVE CONCRETE CURB AND GUTTER	EXISTING C&G WAS DAMAGED. 49' OF CURB AND GUTTER WAS ADDED ON STEELE AVE. SO CONTRACTOR COULD TIE IN ADJACENT SIDEWALK.	\$149.94
65	CONCRETE CURB AND GUTTER TYPE B	EXISTING C&G WAS DAMAGED. 49' OF CURB AND GUTTER WAS ADDED ON STEELE AVE. SO CONTRACTOR COULD TIE IN ADJACENT SIDEWALK.	\$755.09
56	9" WATTLES	MORE EROSION CONTROL WAS NEEDED TO COMPLY WITH THE REQUIREMENTS OF THE SWPPP.	\$265.44
64	ASPHALT CONCRETE COMPOSITE	EXTRA ASPHALT WAS NEEDED DUE TO SOME MINOR CHANGES TO THE PLANS.	\$8,695.50
72	CONCRETE SIDEWALK, 6" REINFORCED	REINFORCED CONCRETE WAS ADDED AT LOCATIONS OF LIGHT VEHICLE TRAFFIC.	\$2,845.92
87	PAVEMENT MARKING PAINT, 4" YELLOW	QUANTITY ERROR IN PLANS	\$153.94
<b>TOTAL</b>			<b>\$11,768.20</b>

Project Name  
 Project No. / CIP No.  
 CCO #

PREPARED BY: Jesse Rieb

DATE: June 22, 2012